



Simple float switch

- Switch for neutral liquids
- Normally open contact/Normally closed contact, changeover contact
- Reed contact
- Horizontal installation

Product variants described in the data sheet may differ from the product presentation and description.

Type description

Float switches for horizontal installation are compact and are therefore ideal for use in small containers, e.g. for issuing alarm messages, leak monitoring, dry and overflow protection or pump control.

A magnet located in the float body moves as the medium rises. This magnet actuates the reed contact when a preset switching point is reached.

Thanks to the use of reed contact technology, the float switches operate contact-free, wear-free and without energy and achieve a long service life. The reed contacts also have a high switching capacity.

They also impress with their easy installation and are maintenance-free, i.e. start-up and operating costs are minimum.

FLU-TECH CO. LTD.



Email: sales@flutech.co.th **Website:** https://flutech.co.th

Tel: 02-384-6060, 086-369-5871-3 **Fax:** 02-384-5701 **LINE OA:** @flutech.co.th

Address (HQ): 845/3-4, Moo 3, Theparak Rd., T. Theparak, A. Mueang Samut Prakan, Samut Prakan, 10270, Thailand

Table of contents

1. General technical data	3
2. Circuit functions	3
3. Approvals and conformities	3
3.1. Conformity	3
3.2. Standards	3
4. Materials	4
4.1. Bürkert resistApp	4
5. Dimensions	4
6. Ordering information	4
6.1. Bürkert eShop	4
6.2. Bürkert product filter	5
6.3. Ordering chart	5

1. General technical data

Product properties

Material

Make sure the device materials are compatible with the fluid you are using.
 Further information can be found in chapter **"4.1. Bürkert resistApp" on page 4.**

Wetted parts

Stem, float	PP (PVDF on request)
Dimensions	Further information can be found in chapter "5. Dimensions" on page 4.
Switching point	At tilt of $12^\circ \pm 3^\circ$ ($8.5 \text{ mm} \pm 3 \text{ mm}$)
Switching function	Normally closed/open or changeover

Electrical data

Output type	Reed contact
Switching voltage	<ul style="list-style-type: none"> Normally closed/open: max. 250 V Changeover: max. 48 V
Switching current	<ul style="list-style-type: none"> Normally closed/open: max. 1 A Changeover: max. 0.25 A
Breaking power	<ul style="list-style-type: none"> Normally closed/open: 50 W / VA Changeover: 3 W / VA

Medium data

Process temperature	- 25...+ 105 °C (- 13...+ 221 °F)
---------------------	-----------------------------------

Product connections

Process connection	Thread Rp 1/2
Electrical connection	PVC cable, 3 m long (other cable lengths on request)

Approvals and conformities

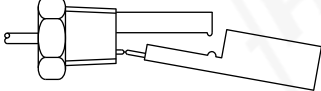
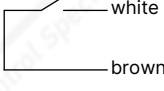
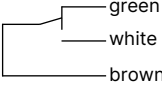
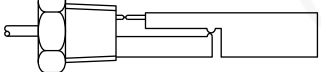
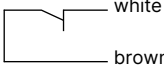
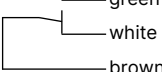
Directives

CE directive Further information on the CE Directive can be found in chapter **"3.2. Standards" on page 3.**

Environment and installation

Ambient temperature	Operation and storage: - 25...+ 105 °C (- 13...+ 221 °F)
Degree of protection	IP67
Mounting position	Horizontal

2. Circuit functions

Float position	Normally closed/open contact	Changeover contact
		
		

3. Approvals and conformities

3.1. Conformity

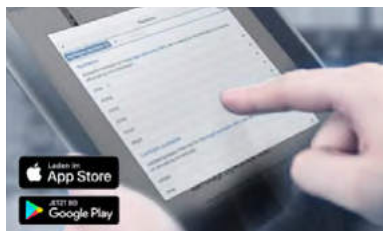
In accordance with the Declaration of Conformity, the product is compliant with the EU Directives.

3.2. Standards

The applied standards which are used to demonstrate compliance with the EU Directives are listed in the EU-Type Examination Certificate and/or the EU Declaration of Conformity.

4. Materials

4.1. Bürkert resistApp



Bürkert resistApp – Chemical resistance chart

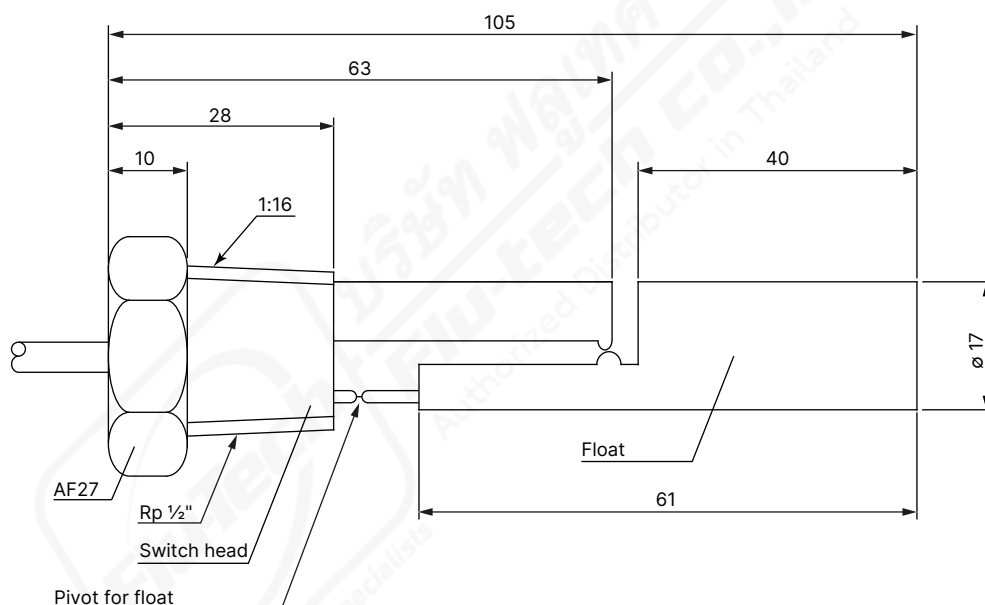
You want to ensure the reliability and durability of the materials in your individual application case? Verify your combination of media and materials on our website or in our resistApp.

[Start chemical resistance check](#)

5. Dimensions

Note:

Dimensions in mm, unless otherwise stated



6. Ordering information

6.1. Bürkert eShop




Bürkert eShop – Easy ordering and quick delivery

You want to find your desired Bürkert product or spare part quickly and order directly? Our online shop is available for you 24/7. Sign up and enjoy all the benefits.

[Order online now](#)

6.2. Bürkert product filter





Bürkert product filter – Get quickly to the right product




You want to select products comfortably based on your technical requirements?
Use the Bürkert product filter and find suitable articles for your application quickly and easily.

Try out our product filter

6.3. Ordering chart

Switching voltage	Switching current	Switching function	Mounting position	Process connection	Material	Electrical connection	Article no.
Max. 250 V	Max. 1 A	Normally closed/open ^{1.)}	Horizontal	Rp ½	PP	3 m cable	783793 
Max. 48 V	Max. 0.25 A	Changeover					783794 

1.) Depending on the mounting orientation of the float

Further variants on request	
<div></div> <div><p>Additional</p><p>Variant with reed contact implemented as normally open/closed, made of PP or stainless steel, with a G ½, G ¼, G ¾, NPT ¾ or Rc ¾ threaded process connection and either 300 mm leads or 2 m/5 m cable as electrical connection for horizontal or vertical mounting (see data sheet Type 8181  for further information).</p></div>	<div></div> <div><p>Material</p><p>PVDF</p></div>

DTS 1000110262 EN Version: K Status: RL (released | freigegeben | valide) printed: 23.09.2025