



Simple float switch

- Switch for neutral liquids
- NO/NC, changeover
- Reed contact
- Horizontal mounting

Product variants described in the data sheet may differ from the product presentation and description.

Type description

Float switches for horizontal installation are compact and are therefore ideal for use in small tanks, e.g. for generating alarm messages, leakage monitoring, dry and overflow protection or pump control.

A magnet in the float body moves when the medium rises. This magnet causes the reed contact to be actuated when a predefined switching point is reached.

By using reed contact technology, the float switches operate contact-free, wear-free and without energy and achieve a long service life. The reed contacts also have a high switching capacity.

They are also easy to install and maintenance-free, i.e. commissioning and operating costs are minimised.



FLU-TECH CO. LTD.

Email: sales@flutech.co.th **Website:** <https://flutech.co.th>

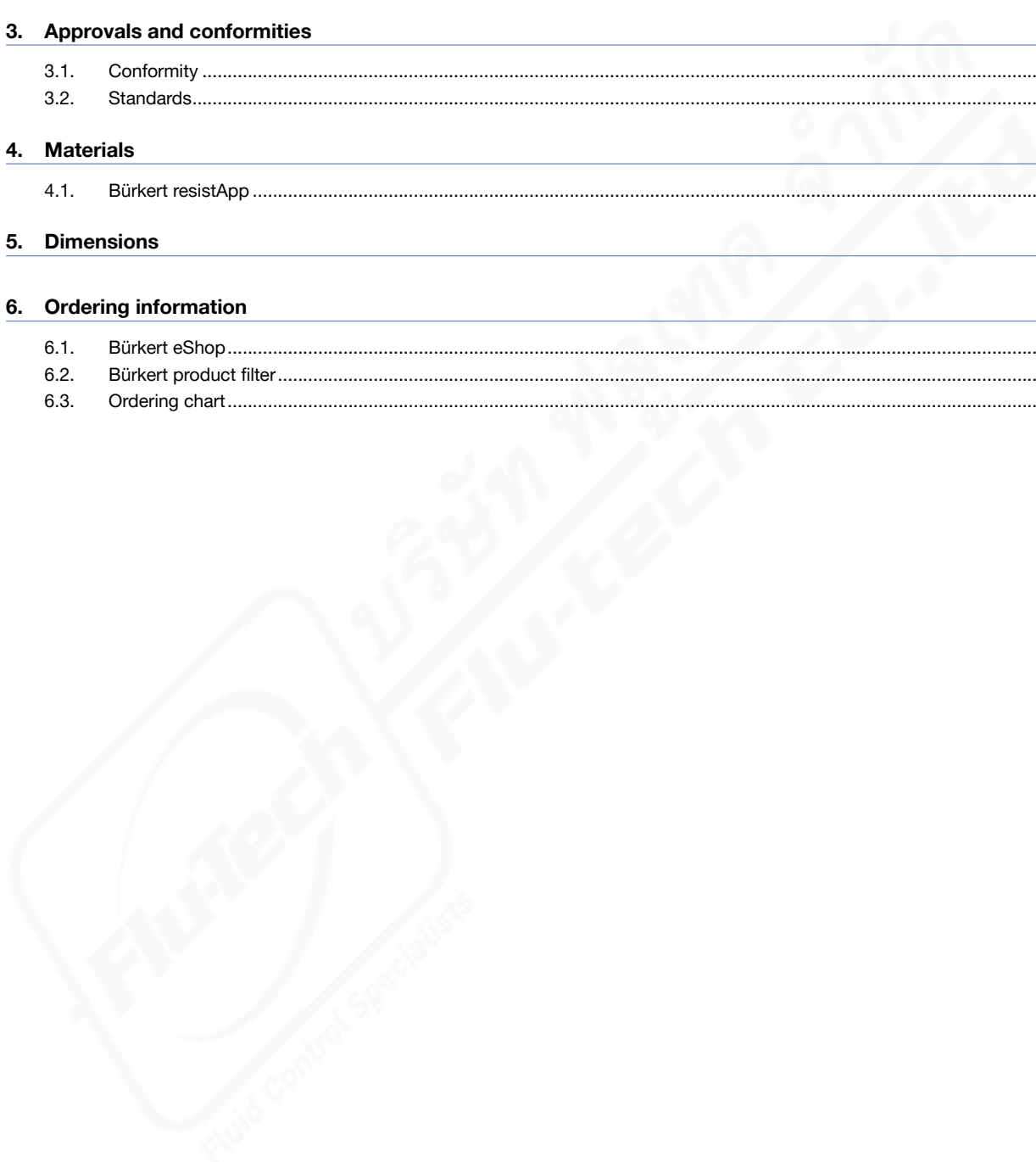
Tel: 02-384-6060, 086-369-5871-3 **Fax:** 02-384-5701 **LINE OA:** @flutech.co.th

Address (HQ): 845/3-4, Moo 3, Theparak Rd., T. Theparak, A. Mueang Samut Prakan, Samut Prakan, 10270, Thailand

Table of contents

1. General technical data	3
2. Circuit functions	3
3. Approvals and conformities	3
3.1. Conformity	3
3.2. Standards.....	3
4. Materials	4
4.1. Bürkert resistApp	4
5. Dimensions	4
6. Ordering information	4
6.1. Bürkert eShop	4
6.2. Bürkert product filter.....	5
6.3. Ordering chart.....	5

DTS 1000110262 EN Version: | Status: RL (released | freigegeben | valide) printed: 27.03.2024



1. General technical data

Product properties	
Material	
Make sure the device materials are compatible with the fluid you are using. Further information can be found in chapter "4.1. Bürkert resistApp" on page 4.	
Wetted parts	
Stem, float	PP (PVDF on request)
Dimensions	Further information can be found in chapter "5. Dimensions" on page 4.
Switching point	At tilt of $12^\circ \pm 3^\circ$ (8.5 mm \pm 3 mm)
Switching function	Normally closed/open or changeover
Electrical data	
Output type	Reed contact
Switching voltage	<ul style="list-style-type: none"> • Normally closed/open: max. 250 V • Changeover: max. 48 V
Switching current	<ul style="list-style-type: none"> • Normally closed/open: max. 1 A • Changeover: max. 0.25 A
Breaking power	<ul style="list-style-type: none"> • Normally closed/open: 50 W / VA • Changeover: 3 W / VA
Medium data	
Process temperature	-25...+105 °C (-13...+221 °F)
Process/Pipe connection & communication	
Process connection	Thread Rp 1/2"
Electrical connection	PVC cable, 3 m long (other cable lengths on request)
Approvals and conformities	
Directives	
CE directive	Further information on the CE Directive can be found in chapter "2.2. Standards" on page 4.
Environment and installation	
Ambient temperature	Operation and storage: -25...+105 °C (-13...+221 °F)
Degree of protection	IP67
Mounting position	Horizontal

2. Circuit functions

Float position	Normally closed/open contact	Changeover contact

3. Approvals and conformities

3.1. Conformity

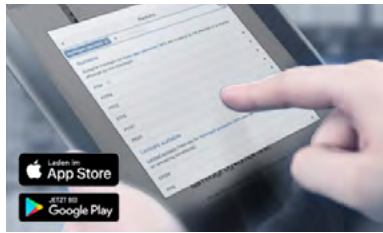
In accordance with the Declaration of Conformity, the product is compliant with the EU Directives.

3.2. Standards

The applied standards which are used to demonstrate compliance with the EU Directives are listed in the EU-Type Examination Certificate and/or the EU Declaration of Conformity.

4. Materials

4.1. Bürkert resistApp



Bürkert resistApp – Chemical resistance chart

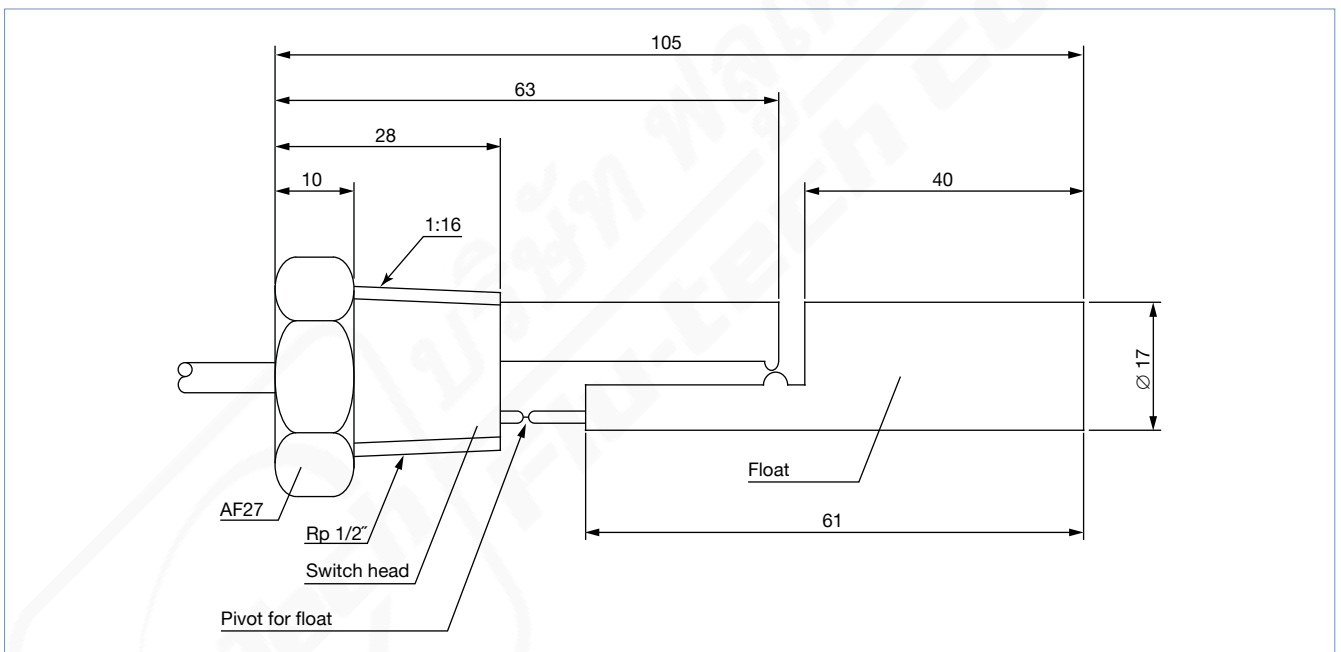
You want to ensure the reliability and durability of the materials in your individual application case? Verify your combination of media and materials on our website or in our resistApp.

[Start chemical resistance check](#)

5. Dimensions

Note:

Dimensions in mm, unless otherwise stated



6. Ordering information

6.1. Bürkert eShop




Bürkert eShop – Easy ordering and quick delivery

You want to find your desired Bürkert product or spare part quickly and order directly? Our online shop is available for you 24/7. Sign up and enjoy all the benefits.

[Order online now](#)

6.2. Bürkert product filter



Bürkert product filter – Get quickly to the right product

You want to select products comfortably based on your technical requirements? Use the Bürkert product filter and find suitable articles for your application quickly and easily.

[Try out our product filter](#)

6.3. Ordering chart

Switching voltage	Switching current	Switching function	Mounting position	Process connection	Material	Electrical connection	Article no.
Max. 250 V	Max. 1 A	Normally closed/open ^{1.)}	Horizontal	Rp 1/2"	PP	3 m cable	783793
Max. 48 V	Max. 0.25 A	Changeover					783794

1.) Depending on the mounting orientation of the float

Further variants on request	
	<p>Additional</p> <p>Variant with reed contact implemented as normally open/closed, made of PP or stainless steel, with a G 1/8", G 1/4", G 3/4", NPT 3/4" or Rc 3/4" threaded process connection and either 300 mm leads or 2 m/5 m cable as electrical connection for horizontal or vertical mounting (see data sheet Type 8181 for further information).</p>
	<p>Material</p> <p>PVDF</p>

DTS 1000110262 EN Version: I Status: RL (released | freigegeben | valide) printed: 27.03.2024