



5/2 way pulse or 5/3 way solenoid valve for pneumatic applications

- 11 mm width/station
- Compact design
- Block assembly
- Fast switching times



Product variants described in the data sheet may differ from the product presentation and description.

Type description

The pilot valve Type 0460 consists of a pilot control solenoid valve with double coil and pneumatic slide valve. The principle allows the switching of high pressures together with low power consumption and fast switching times. All valves are equipped with a manual override as a standard.



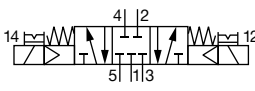
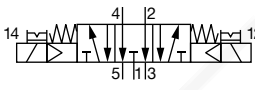
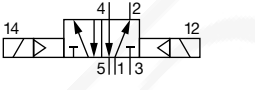
Table of contents

1. General technical data	3
2. Circuit functions	3
3. Materials	3
3.1. Chemical Resistance Chart – Bürkert resistApp.....	3
4. Dimensions	4
4.1. 5/2 way impulse and 5/3 way version	4
5. Ordering information	4
5.1. Bürkert eShop – Easy ordering and quick delivery.....	4
5.2. Bürkert product filter	4
5.3. Ordering chart.....	5

1. General technical data

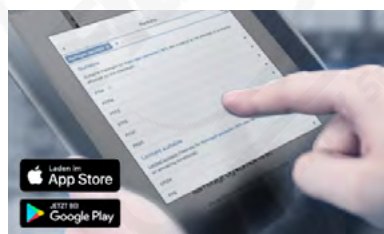
Product properties	
Dimensions	Detailed information can be found in chapter "4. Dimensions" on page 4.
Material	
Body	Aluminium
Seal	NBR
Pneumatic module	MP11
Manual override	Standard
Performance data	
Response times (Measurement acc. to ISO 12238)	15 ms...20 ms
Flow rate: (Q _{Nn} value air)	200 l/min (measured at +20 °C, 6 bar pressure at valve inlet and 1 bar pressure difference)
Electrical data	
Operating voltages	24 V DC
Medium data	
Medium	Lubricated and non lubricated dry compressed air; neutral gases (5µm filter recommended)
Process/Port connection & communication	
Port connection	Flange
Electrical connection at the valve	Rectangular plug

2. Circuit functions

Circuit functions	Description
	Type: L, solenoid valve 5/3 way With manual mode In middle position all ports locked Normally closed
	Type: N, solenoid valve 5/3 way With manual mode In middle position ports 2 and 4 exhausted
	Type: Z, solenoid valve 5/2 way Impulse version with 2 coils Normally open There is always one of the two outlet ports (2) or (4) pressurized when coil is activated.

3. Materials

3.1. Chemical Resistance Chart – Bürkert resistApp



Bürkert resistApp – Chemical Resistance Chart

You want to ensure the reliability and durability of the materials in your individual application case? Verify your combination of media and materials on our website or in our resistApp.

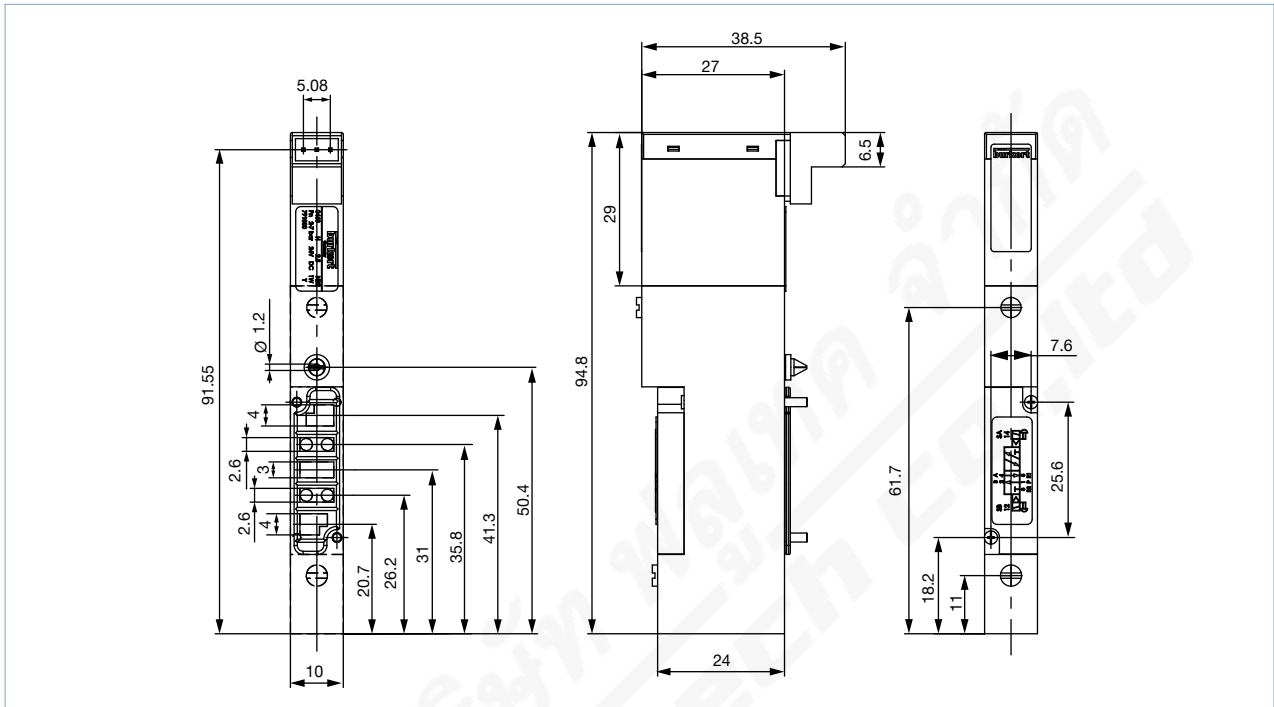
[Start Chemical Resistance Check](#)

4. Dimensions

4.1. 5/2 way impulse and 5/3 way version

Note:

Dimensions in mm



5. Ordering information

5.1. Bürkert eShop – Easy ordering and quick delivery



Bürkert eShop – Easy ordering and fast delivery

You want to find your desired Bürkert product or spare part quickly and order directly? Our online shop is available for you 24/7. Sign up and enjoy all the benefits.

[Order online now](#)

5.2. Bürkert product filter



Bürkert product filter – Get quickly to the right product

You want to select products comfortably based on your technical requirements? Use the Bürkert product filter and find suitable articles for your application quickly and easily.

[Try out our product filter](#)

5.3. Ordering chart

Circuit function	Orifice [mm]	Q _{Nn} value air ^{1.)} [l/min]	Pressure range ^{2.)} [bar]	Nominal power [W]	Response times		Article no.
					Opening [ms]	Closing [ms]	
Type: L, solenoid valve 5/3 way With manual mode In middle position all ports locked Normally closed 	2.5	200	2.0...7.0	1	15	15	154184
Type: N, solenoid valve 5/3 way With manual mode In middle position ports 2 and 4 exhausted 	2.5	200	2.0...7.0	1	15	20	154185
Type: Z, solenoid valve 5/2 way Impulse version with 2 coils Normally open There is always one of the two outlet ports (2) or (4) pressurized when coil is activated. 	2.5	200	2.0...7.0	1	15	20	154183

1.) Measured at +20 °C, 6 bar pressure at valve inlet and 1 bar pressure difference

2.) Overpressure to the atmospheric pressure

DTS 1000187175 EN Version: C Status: RL (released | freigegeben | validé) printed: 20.08.2021