






2/2 or 3/2 way Pneumatic-Rocker-Solenoid Valve

- Compact design with 16 mm width
- DN 0.9 and DN 1.2 (10 bar)
- High lifecycle
- Low power consumption, ATEX Ex ia on request
- For pneumatic applications



Product variants described in the data sheet may differ from the product presentation and description.

Can be combined with

- | | |
|---|---|
|  | <p>Type 2516 ▶
Cable plug, form C according to DIN EN 175301-803</p> |
|  | <p>Type 2505 ▶
10 mm socket for Bürkert small solenoid valves</p> |

Type description

The direct-acting rocker solenoid valve type 6106 is designed for use on neutral gaseous mediums. The heat input in the medium is minimal, because the housing is separated from the coil by a stainless steel plate. The valves can be mounted directly or also single or manifold mounted. They are used for dosing, filling, mixing and distributing small quantities of medium.



Table of contents

1. General technical data	3
1.1. General data.....	3
1.2. Medium pressure	4
2. Product versions	4
3. Circuit functions	4
4. Materials	5
4.1. Chemical Resistance Chart – Bürkert resistApp.....	5
4.2. Material specifications	5
5. Dimensions	6
5.1. Bürkert sub-base version with cable plug lateral Type 2516	6
5.2. Bürkert sub-base interface 3-way standard	6
5.3. CNOMO angled sub-base version with cable plug lateral Type 2516	7
5.4. CNOMO flange interface 3-way	7
6. Product design and assembly	8
6.1. Application examples.....	8
7. Performance specifications	8
7.1. Electrical data explosion-proof version Ex ia.....	8
8. Ordering information	9
8.1. Bürkert eShop – Easy ordering and quick delivery.....	9
8.2. Bürkert product filter	9
8.3. Ordering chart.....	9
8.4. Ordering chart accessories.....	10
Mounting set for standard rail	10
Rectangular cable plug Type 2505	10
Cable plug Type 2516, form C according to DIN EN 175301 - 803.....	11
Multiple manifolds for Bürkert sub-base interface 3-way.....	12
Single manifolds for Bürkert sub-base interface 3-way.....	13
Multiple manifolds for CNOMO flange 3-way	15
Single manifolds for CNOMO flange 3-way	16

1. General technical data

1.1. General data

Product properties	
Dimensions	Detailed information can be found in chapter "5. Dimensions" on page 6.
Material	
Seal	FKM
Fluid body	PA (polyamide)
Minimum bending radius for flying leads version	Single bending: 8.5 mm
Orifice	DN 0.9 or DN 1.2 (other orifices on request)
Circuit function	Detailed information can be found in chapter "3. Circuit functions" on page 4.
Performance data	
Switching time¹⁾	
Standard version	Opening: approx. 25 ms (pressure rise 0...10 %) Closing: approx. 25 ms (pressure drop 100%...90 %)
Explosion-proof version	Opening: approx. 25 ms (pressure rise 0...10 %) Closing: approx. 35 ms (pressure drop 100%...90 %)
Electrical data	
Operating voltage	12/24 V DC (other voltages on request)
Duty cycle	100 % continuous rating
Nominal power	
Standard version	1 W or 2 W
Explosion-proof version	0.5 W
Voltage tolerance ²⁾	± 10 %
Switching frequency ³⁾	Ca. 16 Hz
Medium data	
Operating medium	Resistant to neutral gases (5 µm filtering); see chapter "4.1. Chemical Resistance Chart – Bürkert resistApp" on page 5.
Medium temperature (max.)	-10 °C...+55 °C
Viscosity (max.)	21 mm ² /s
Process/Port connection & communication	
Electrical connection ⁴⁾	Tag connectors according to DIN EN 175301-803 form C for cable plug Type 2516 ▶ top/lateral Two FEP-leads 0.2 mm ² (AWG24), length 500 mm Rectangular plug Type 2505 ▶
Port connection	Bürkert sub-base (16×27 mm) CNOMO lateral flange
Approvals and certificates	
Degree of protection	IP65 with flying leads or cable plug Type 2516 ▶ IP30 with rectangular plug Type 2505 ▶
Type of protection	
Standard version	Without
Explosion-proof version	PTB 01 ATEX 2175: II 2 G Ex ia IIC T5, T6 Gb IECEX PTB 06.0102: Ex ia IIC T5, T6 Gb
Environment and installation	
Installation position	As required, preferably with actuator upright
Ambient temperature (max.)	-10 °C...+55 °C

1.) Measurement at 6.3 bar and +20 °C at the valve outlet acc. to DIN ISO 12238:2001

2.) Max. allowed ripple

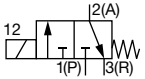
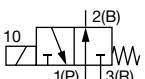
3.) At ambient temperature 20 °C

4.) Other electric connectors and other cable lengths are available on request.


1.2. Medium pressure

Note:

- Pressure data: Overpressure to atmospheric pressure
- Different pressure ranges available on request

Circuit functions	Orifice [mm]	Nominal power [W]	Port connection	Max. differential pressure [bar]
C, solenoid valve 3/2 way Direct-acting Normally closed 	0.9	1	Sub-base	Vac...8
	1.2	2	Sub-base	Vac...10
D, solenoid valve 3/2 way Direct-acting Normally open 	0.9	1	Sub-base	Vac...8
	1.2	2	Sub-base	Vac...10

2. Product versions



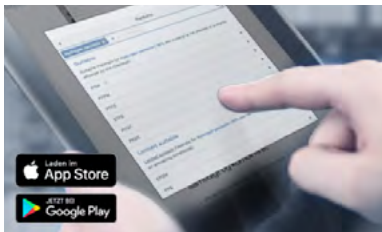
3. Circuit functions

Circuit functions	Description
	Type: C, solenoid valve 3/2 way Direct-acting Normally closed
	Type: D, solenoid valve 3/2 way Direct-acting Normally open

DTS 1000011046 EN Version: | Status: RL (released | freigegeben | validé) printed: 03.02.2023

4. Materials

4.1. Chemical Resistance Chart – Bürkert resistApp

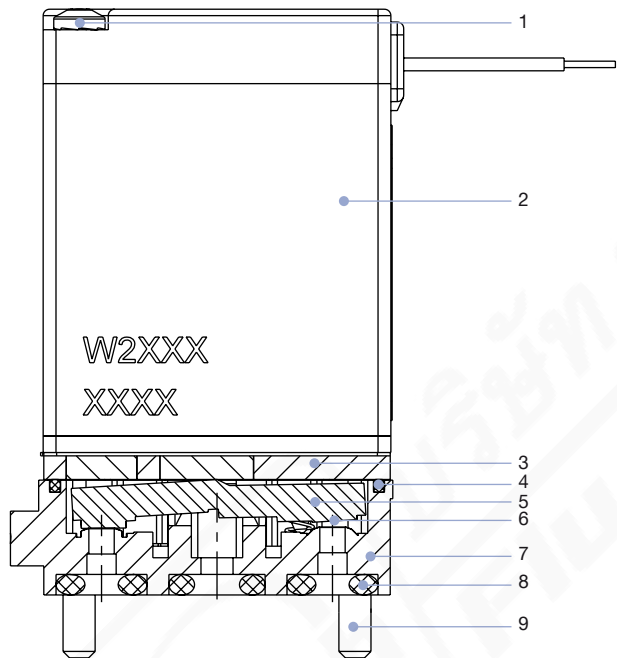


Bürkert resistApp – Chemical Resistance Chart

You want to ensure the reliability and durability of the materials in your individual application case? Verify your combination of media and materials on our website or in our resistApp.

[Start Chemical Resistance Check](#)

4.2. Material specifications



No.	Element	Material
1	Rounded head screw M2	Stainless steel
2	Coil	Epoxy
3	Intermediate plate (medium contact)	Stainless steel and nickel solder
4	Body seal (medium contact)	FKM
5	Anchor (medium contact)	Stainless steel
6	Seat seal (medium contact)	FKM
7	Fluid body (medium contact)	PA
8	Flange seal (medium contact)	FKM
9	Rounded head screw M2.5	Stainless steel

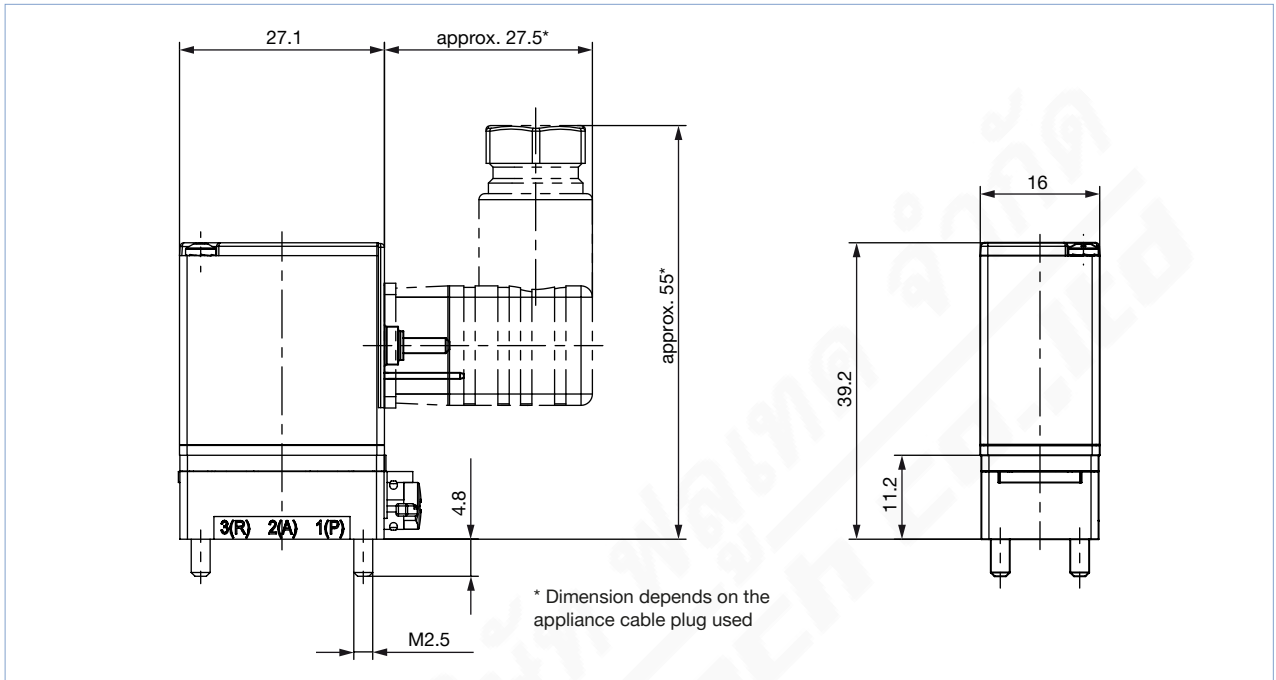
DTS 1000011046 EN Version: | Status: RL (released | freigegeben | validé) printed: 03.02.2023

5. Dimensions

5.1. Bürkert sub-base version with cable plug lateral Type 2516

Note:

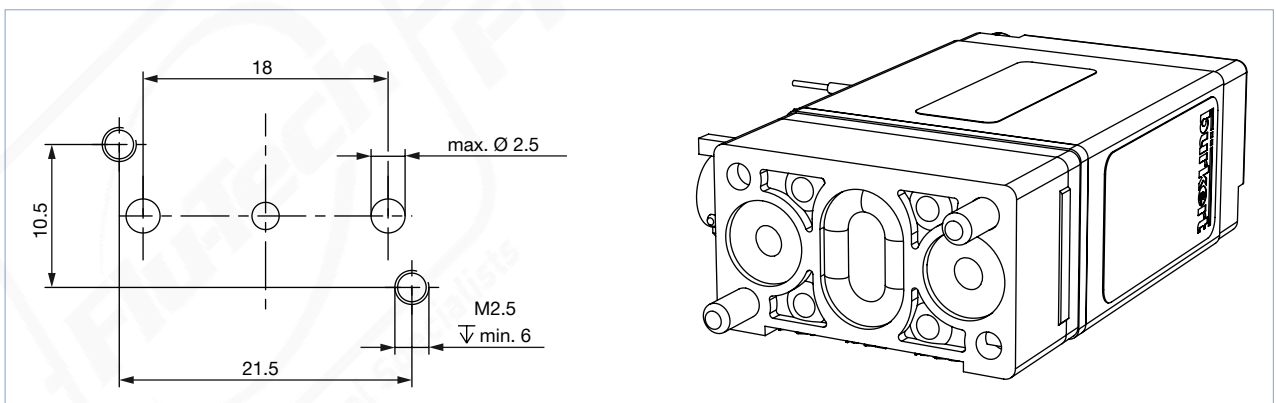
Dimensions in mm



5.2. Bürkert sub-base interface 3-way standard

Note:

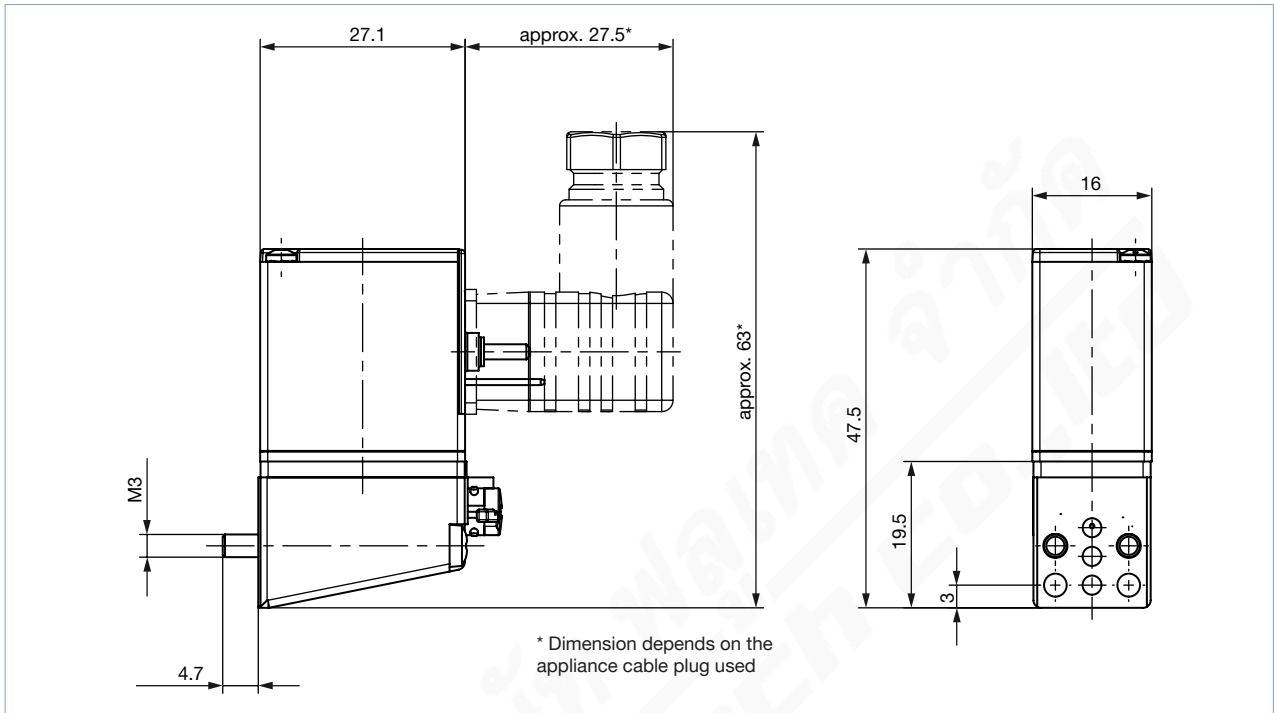
Dimensions in mm



5.3. CNOMO angled sub-base version with cable plug lateral Type 2516

Note:

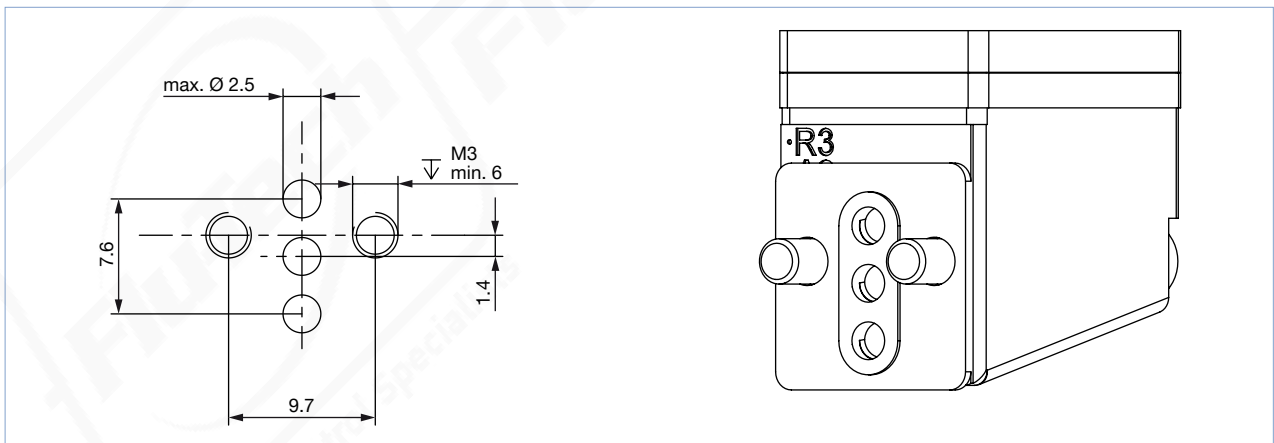
Dimensions in mm



5.4. CNOMO flange interface 3-way

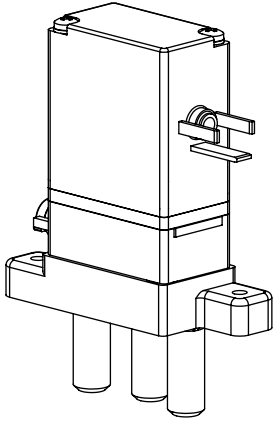
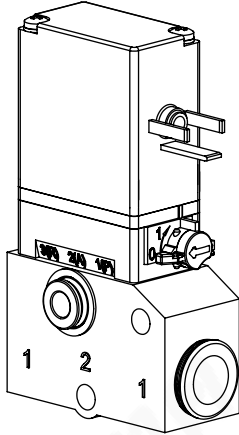

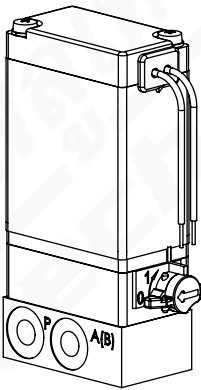
Note:

Dimensions in mm



6. Product design and assembly

6.1. Application examples

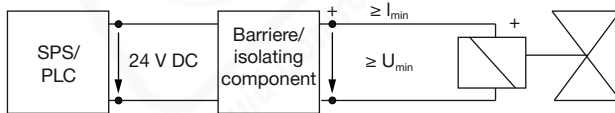
Application	Description	Application	Description
	Device with plug form C lateral and tube spigot connection		Device with plug form C lateral and tube coupling
	Device with rectangular plug and G 1/8" manifold		Device with flying leads and M5 manifold

7. Performance specifications

7.1. Electrical data explosion-proof version Ex ia

Note:

- The valve is designed to operate on 24 V DC outputs through an intermediary intrinsically safe apparatus (isolating block or barrier).
- Please refer to the additional instructions **Type AC21 ATEX 2175** ▶ for the permissible maximum values/value pairs.
- Type of protection: PTB 01 ATEX 2175: II 2 G Ex ia IIC T5,T6 Gb
IECEx PTB 06.0102: Ex ia IIC T5,T6 Gb




Version	Resistance at 20 °C ± 4 % [Ω]	Minimum terminal voltage [V]	Minimum current [mA]
For use with a 30 Ω supply module	320	9.3	29
High resistance version	475	10.9	23

DTS 1000011046 EN Version: | Status: RL (released | freigegeben | valide) printed: 03.02.2023

8. Ordering information

8.1. Bürkert eShop – Easy ordering and quick delivery




Bürkert eShop – Easy ordering and quick delivery

You want to find your desired Bürkert product or spare part quickly and order directly? Our online shop is available for you 24/7. Sign up and enjoy all the benefits.

[Order online now](#)

8.2. Bürkert product filter



Bürkert product filter – Get quickly to the right product

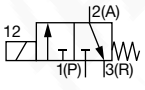
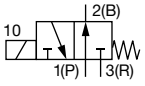
You want to select products comfortably based on your technical requirements? Use the Bürkert product filter and find suitable articles for your application quickly and easily.

[Try out our product filter](#)

8.3. Ordering chart

Note:

- Valves listed below with tag connector sideways, manual override, flange seals and fixing screws (2xM2.5x16 for Bürkert sub-base and 2xM3x30 for CNOMO flange)
- Also available as an option without manual override
- Connectors for rectangular plugs and cable plugs are not included in the delivery and must be ordered separately, see “8.4. Ordering chart accessories” on page 10.
- Further versions on request

Circuit function	Port connection	Orifice	Q _{Nn} value 1→2 air ^{1.)}	Q _{Nn} value 2→3 air ^{1.)}	Voltage/ Frequency	Power consumption	Pressure range	Article no.
		[mm]	[l/min]	[l/min]				
C, solenoid valve 3/2 way Direct-acting Normally closed 	Bürkert sub-base	0.9	22	25	24/DC	1	Vac...8	126417
	CNOMO flange							126418
	Bürkert sub-base	1.2	40	47	24/DC	2	Vac...10	126411
	CNOMO flange							126414
D, solenoid valve 3/2 way Direct-acting Normally open 	Bürkert sub-base	0.9	22	25	24/DC	1	Vac...8	126421
	CNOMO flange							126422
	Bürkert sub-base	1.2	40	47	24/DC	2	Vac...10	126419
	CNOMO flange							126420

1.) Measurement at +20 °C, 6 bar pressure at valve inlet and 1 bar pressure difference

DTS 1000011046 EN Version: | Status: RL (released | freigegeben | validé) printed: 03.02.2023

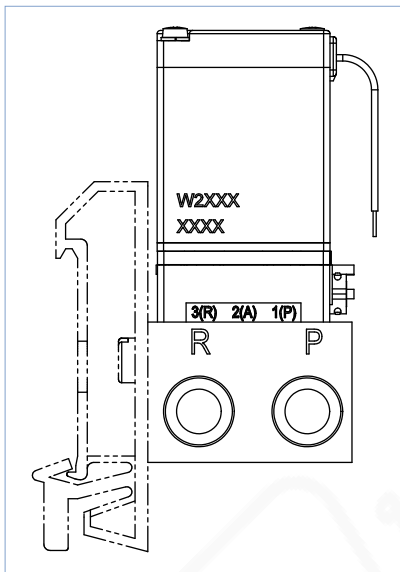
Further versions on request	
Approval ATEX EEX I, UL /CSA	Electrical connection Industrial plug form C, Bürkert rectangular plug, flying leads connection
Process connection Bürkert sub-base, CNOMO flange, plug-in coupling, tube body	

8.4. Ordering chart accessories

Mounting set for standard rail

Note:

Suitable for standard rail TS35 × 7.5 mm



Description	Article no.
Mounting set	629254

Rectangular cable plug Type 2505

Note:

For further versions see data sheet [Type 2505](#) ▶.


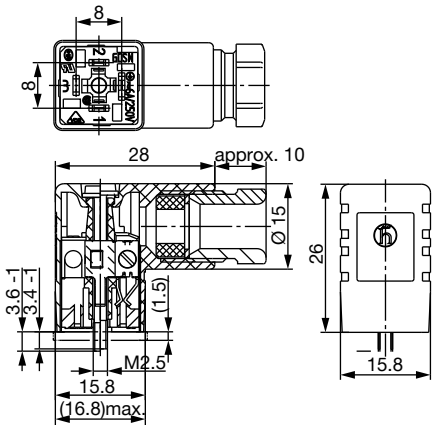



Accessories	Description	Article no.
	Rectangular cable plug Type 2505 with 3 m cable	252572
	Rectangular cable plug Type 2505 with 5 m cable	255194
	Rectangular cable plug Type 2505 with 300 mm flying leads	644068
	Rectangular cable plug Type 2505 with 600 mm flying leads	162144

DTS 1000011046 EN Version: | Status: RL (released | freigegeben | validé) printed: 03.02.2023

Cable plug Type 2516, form C according to DIN EN 175301 - 803

Note:

- Delivery of cable plug includes a flat seal and a fixing screw.
- For further versions see data sheet **Type 2516** ▶.

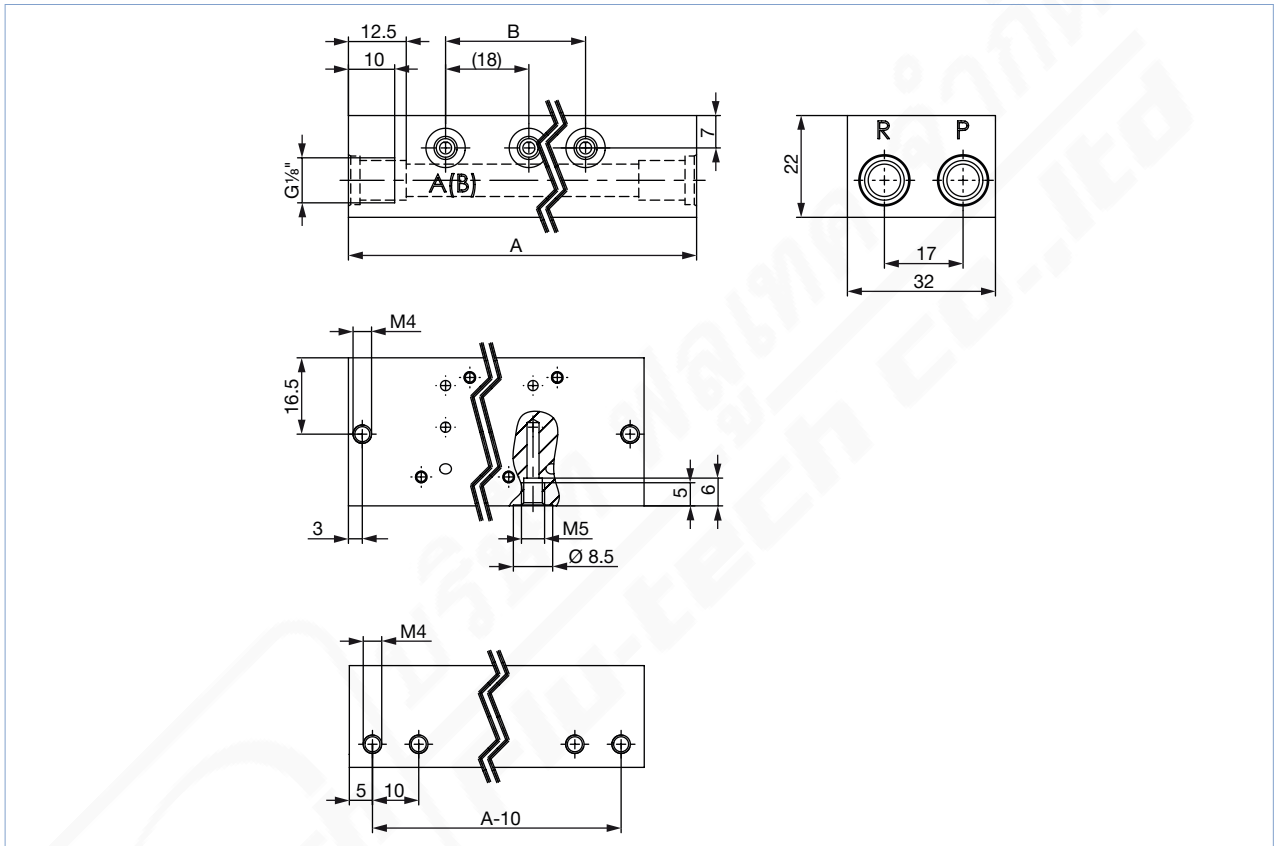
Cable plug	Dimensions	Version	Voltage	Article no.
		Without circuitry	0...250 V AC/DC	303141 
		With LED	12...24 V AC/DC	303145 
		With LED and varistor	12...24 V AC/DC	303148 

DTS 1000011046 EN Version: | Status: RL (released | freigegeben | validé) printed: 03.02.2023

Multiple manifolds for Bürkert sub-base interface 3-way

Note:

- Dimensions in mm
- Port connection 1: G 1/8"
- Port connection 2: M5
- Material aluminium (black anodized)
- Consider the screw protrusion!
- Further versions on request



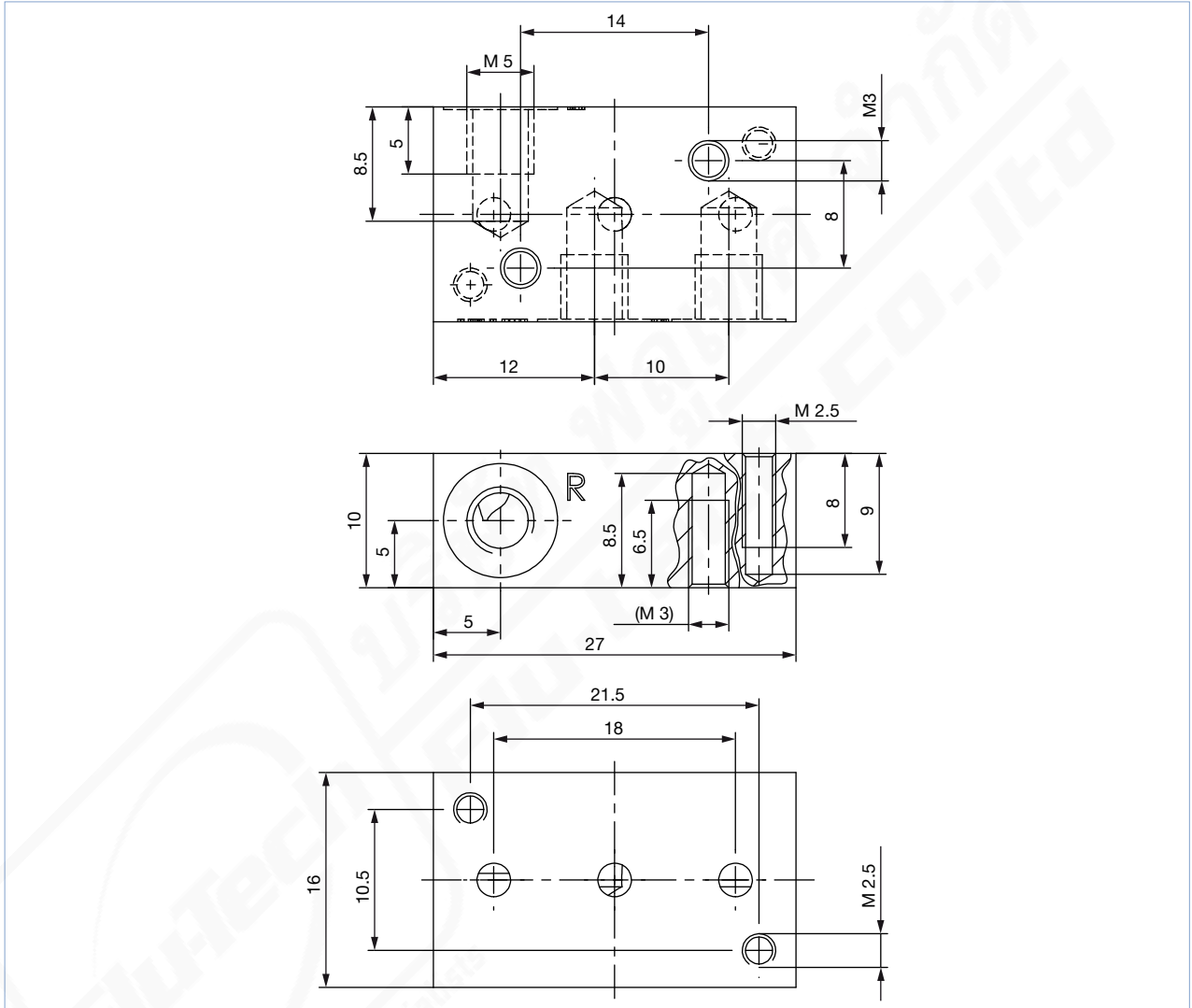
Manifold	A	B	n	Article no.
2-fold	63	18	2	658695
3-fold	81	36	3	658696
4-fold	99	54	4	658697
5-fold	117	72	5	658698
6-fold	135	90	6	658699
8-fold	171	126	8	658700
10-fold	207	162	10	658701
12-fold	243	198	12	658703
Blanking plate kit for non-configured valve positions				629327

DTS 1000011046 EN Version: | Status: RL (released | freigegeben | valide) printed: 03.02.2023

Single manifolds for Bürkert sub-base interface 3-way

Note:

- Dimensions in mm
- Port connection M5
- Material aluminium (black anodized)
- Consider the screw protrusion!
- Further versions on request

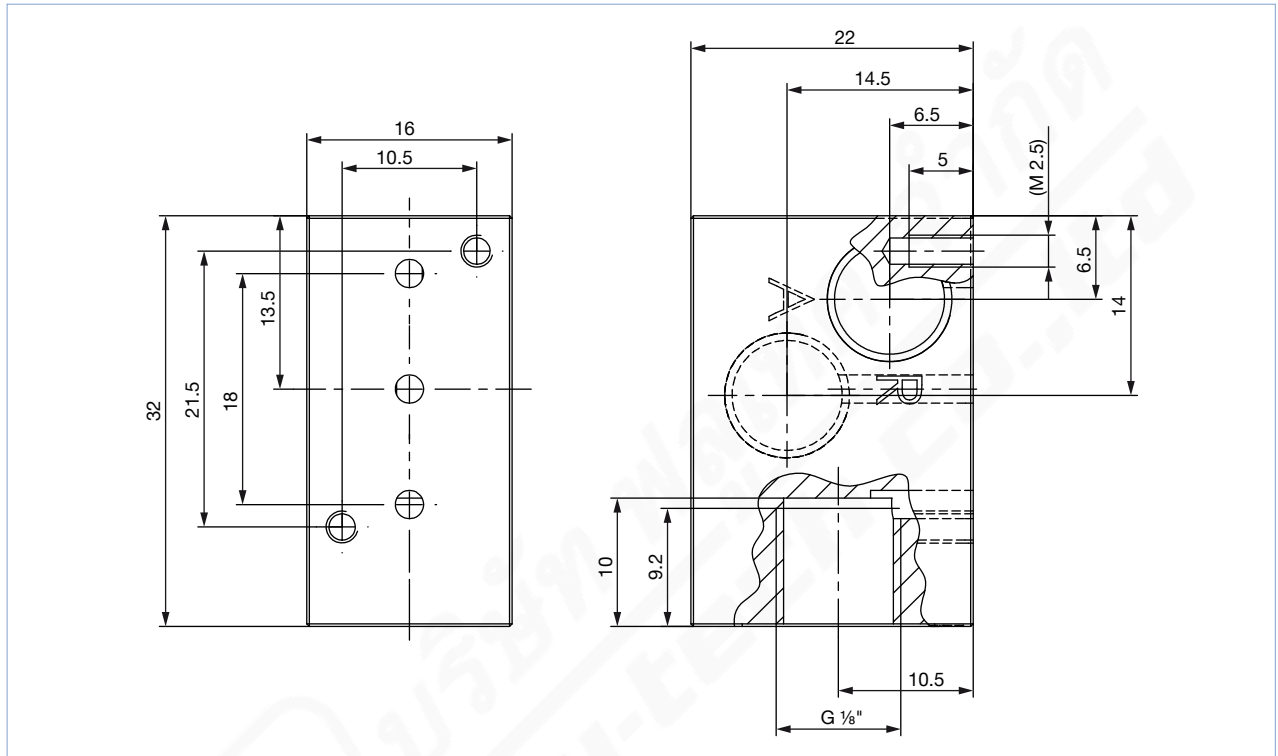


Manifold	Article no.
1-fold	623873

DTS 1000011046 EN Version: | Status: RL (released | freigegeben | valide) printed: 03.02.2023

Note:

- Dimensions in mm
- Port connection G 1/8"
- Material aluminium (black anodized)
- Consider the screw protrusion!
- Further versions on request

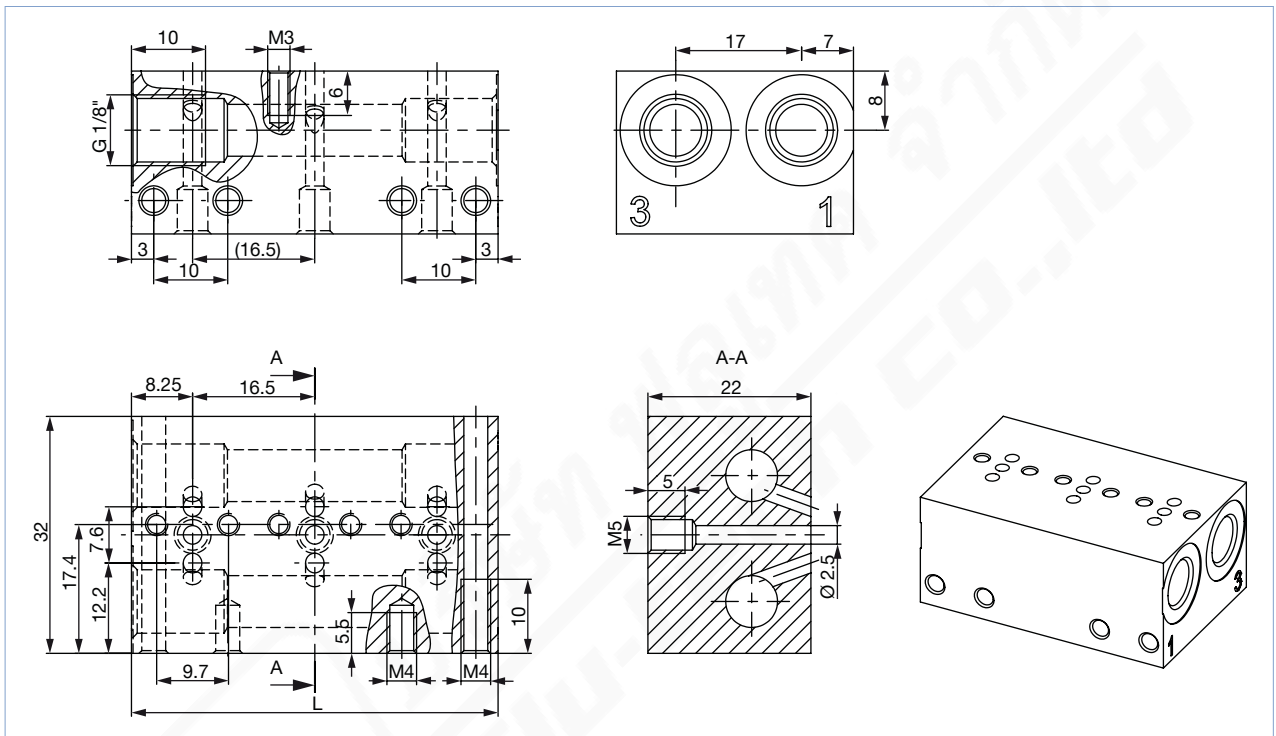


Manifold	Article no.
1-fold	634917

Multiple manifolds for CNOMO flange 3-way

Note:

- Dimensions in mm
- Port connection 1: G 1/8"
- Port connection 2: M5
- Material aluminium (black anodized)
- Consider the screw protrusion!
- Further versions on request



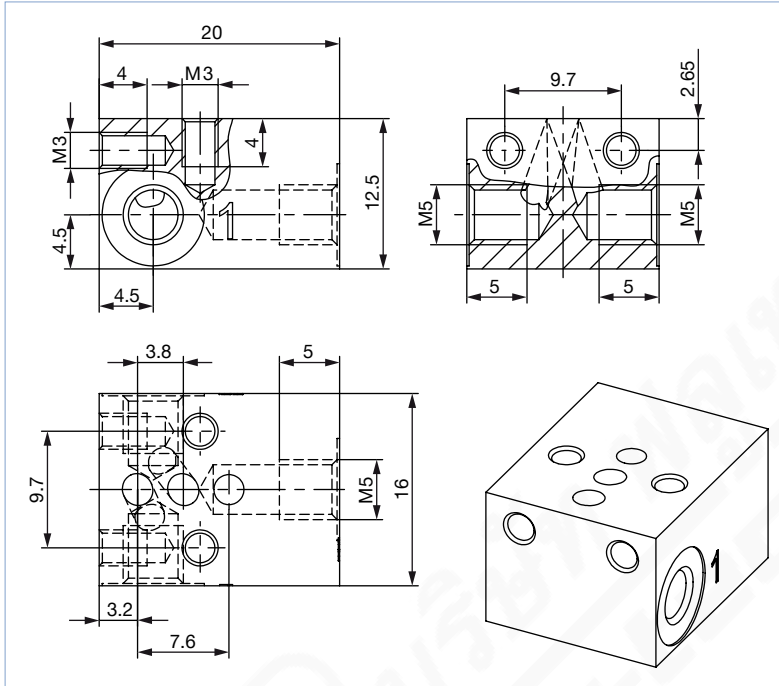
Manifold	L	Article no.
2 fold	33	639887
3 fold	49.5	639862
4 fold	66	639863
5 fold	82.5	639864
6 fold	99	639865
8 fold	132	639866
10 fold	165	639867
12 fold	198	639868
Blanking plate kit for non-configured valve positions		639695

DTS 1000011046 EN Version: | Status: RL (released | freigegeben | validé) printed: 03.02.2023

Single manifolds for CNOMO flange 3-way

Note:

- Dimensions in mm
- Port connection M5
- Material aluminium (black anodized)
- Consider the screw protrusion!
- Further versions on request



Manifold	Article no.
1-fold	639885 🛒