



2/2-way – diaphragm valve with pneumatic position-actuator in plastic (Type Classic)

- Valve housing in PVC, PP, PVDF
- Diaphragms available in various materials and designs
- Available in all common connection sizes and variants

Product variants described in the data sheet may differ from the product presentation and description.

Can be combined with



Type SV02
Diaphragms



Type 8098
FLOWave SAW flowmeter



Type description

The externally controlled diaphragm valve Type 2730 consists of a pneumatically operated piston actuator, a built-in positioner, a diaphragm and a 2-way valve housing. The proven and robust actuator with plastic housing ensures use under hygienic or aggressive environmental conditions. The flow-efficient valve housing with little dead space enables high flow rates and a wide range of possible uses. The plastic valve housing and the diaphragm are available in all common materials and designs. The actuator has a compact, autoclavable design (PPS version). The integration of automation TopControl units 8692/8693/8694 and SideControl units 8635/8792/8793 is possible in all expansion stages (can be retrofitted). An explosion-proof ATEX/IECEX device variant is available.

The add-on housing is available in plastic or stainless steel. The actuator is equipped with an integrated, optical position indicator as standard, optionally a minimum/maximum stroke limitation can be installed.



FLU-TECH CO. LTD.

Email: sales@flutech.co.th **Website:** <https://flutech.co.th>

Tel: 02-384-6060, 086-369-5871-3 **Fax:** 02-384-5701 **LINE OA:** @flutech.co.th

Address (HQ): 845/3-4, Moo 3, Theparak Rd., T. Theparak, A. Mueang Samut Prakan, Samut Prakan, 10270, Thailand

Table of contents

1. General technical data	3
2. Approvals and conformities	4
2.1. General notes.....	4
2.2. Conformity	4
2.3. Standards.....	4
2.4. Explosion protection	4
2.5. Foods and beverages/Hygiene	4
2.6. Others	5
3. Materials	5
3.1. Bürkert resistApp	5
3.2. Pressure temperature diagram for plastic body.....	5
3.3. Material specifications	6
3.4. Example of available membrane materials	6
4. Dimensions	7
4.1. Actuator	7
4.2. Valve system	8
CLASSIC actuator with positioner 8692/process controller 8693	8
CLASSIC actuator with process controller 8694	9
CLASSIC actuator with positioner SideControl 8791/8792/8793 and remote sensor 8798.....	10
CLASSIC actuator with position sensor and SideControl 8635	11
4.3. Forged steel valve body (VS) with welded connection	12
4.4. Forged steel valve body (VS) with clamp connection	13
4.5. Tube valve body (VP) with welded connection	14
4.6. Cast valve body (VG) with welded connection	15
4.7. Cast valve body (VG) with clamp connection	16
4.8. Plastic body (PV, PD, PP) with flange connection.....	17
5. Performance specifications	18
5.1. Flow characteristics	18
5.2. Medium pressure	18
6. Product accessories	19
7. Networking and combination with other Bürkert products	23
7.1. Possible combinations for CLASSIC valve system Type 8802-DC/DD with TopControl.....	23
7.2. Possible combinations for CLASSIC valve system Type 8802-DC/DD with SideControl.....	24
8. Ordering information	25
8.1. Bürkert eShop.....	25
8.2. Bürkert product filter.....	25
8.3. Bürkert Product Enquiry Form	25

1. General technical data

Product properties	
Dimensions	Further information can be found in chapter "4. Dimensions" on page 7.
Material	
Forged steel valve body (VS) ^{1.)}	Forged material 1.4435 according to BN2 DIN EN 10222-5, F316L according to ASTM A182 / A182M and 316 l according to ASME BPE
Tube valve body (VP) ^{1.)}	Stainless steel tube 1.4435-BN2 / UNS S31603 (316L) according to DIN 11866, ASTM A269 / A270, DIN EN 10217-7 / 10216-5
Cast valve body (VG) ^{1.)}	Investment cast material 1.4435 / 316 l
Plastic body (PV, PP, PD) ^{1.)}	PVC (PVC-U), PP, PVDF
Diaphragm	EPDM (AD) ^{1.)} , PTFE/EPDM (EA) ^{1.)} , Advanced PTFE/EPDM (EU) ^{1.)} , laminate of GYLON® and EPDM (ER) ^{1.)}
Actuator	PA
Diaphragm size	65, 80, 100 mm
Standard surface quality	
Forged steel valve body (VS) ^{1.)}	Internally electrically polished: Ra ≤ 0.38 µm (NO17) ^{1.)} (ASME BPE SF4 / DIN HE4) (externally forged surface, electrically polished) Internally mechanically polished: Ra ≤ 0.5 µm (NO14) ^{1.)} (ASME BPE SF1) (externally forged surface)
Tube valve body (VP) ^{1.)}	Internally electrically polished: Ra ≤ 0.38 µm (NO17) ^{1.)} (ASME BPE SF4 / DIN HE4) Internally glass bead blasted: Ra ≤ 1.6 µm (NO05) ^{1.)} (externally glass bead blasted: Ra ≤ 1.6 µm (NO01)) ^{1.)}
Cast valve body (VG) ^{1.)}	Internally electrically polished: Ra ≤ 0.6 µm (NO16) ^{1.)} (ASME BPE SF6) (externally cast surface, electrically polished) Internally mechanically polished: Ra ≤ 0.76 µm (NO06) ^{1.)} (ASME BPE SF3 / DIN H2) (externally cast surface)
Performance data	
Maximum pilot pressure	6 bar (see "5.2. Medium pressure" on page 18)
Pilot air ports	Thread G ¼
Medium data	
Process medium	Neutral gases and fluids, highly purified, sterile, aggressive or abrasive mediums (see resistance chart ▶)
Medium temperature	
EPDM (AD)	-10...+143 °C (steam sterilisation + 150 °C for 60 min)
PTFE/EPDM (EA)	-10...+130 °C (steam sterilisation + 140 °C for 60 min)
Advanced PTFE/EPDM (EU)	-5...+143 °C (steam sterilisation + 150 °C for 60 min)
Laminate of GYLON® and EPDM (ER)	-5...+130 °C (steam sterilisation + 140 °C for 60 min)
Plastic body	See "3.2. Pressure temperature diagram for plastic body" on page 5
Control medium	Neutral gases, air
Process/Port connection & communication	
Nominal diameter (port connection)	DN 65...DN 100 (2½"...4")
Port connections^{2.)}	
For stainless steel body^{3.)}	
Welded connection ^{2.)}	DIN EN ISO 1127 / ISO 4200 / DIN 11866 series B DIN 11850-2 / DIN 11866 series A / DIN EN 10357 series A ASME BPE / DIN 11866 series C
Clamp connection ^{2.)}	DIN 32676 series A (DIN pipe) DIN 32676 series B (ISO pipe) ASME BPE
For plastic body	
Loose flange	DN 65
Fixed flange	DN 80...DN 100
Environment and installation	
Installation position	See operating manual Type 2730 ▶
Ambient temperature^{4.)}	
CLASSIC, PA, actuator size ≥ 175 mm	-10...+50 °C ^{5.)}

1.) This information is part of the product key (see "8.3. Bürkert Product Enquiry Form" on page 25).

2.) Further variants are available on request.

3.) The tube valve body (VP) is also available with flange and threaded connections.

4.) With plastic housings, a temperature limitation due to housing material is possible.

5.) For standard variant

2. Approvals and conformities

2.1. General notes

- The approvals and conformities listed below must be stated when making enquiries. This is the only way to ensure that the product complies with all required specifications.
- Not all available versions can be supplied with the below mentioned approvals or conformities.



2.2. Conformity

In accordance with the Declaration of Conformity, the product is compliant with the EU Directives.



2.3. Standards

The applied standards which are used to demonstrate compliance with the EU Directives are listed in the EU-Type Examination Certificate and/or the EU Declaration of Conformity.

2.4. Explosion protection

Approval	Description																
 	<p>Optional: Explosion protection (valid for the variable code PX51) As a category 2 device suitable for zone 1/21 and zone 2/22.</p> <p>ATEX: EPS 18 ATEX 2 008 X II 2G Ex h IIC T4...T2 Gb II 2D Ex h IIIC T135 °C...T300 °C Db</p> <p>IECEX: IECEX EPS 18.0007X Ex h IIC T4...T2 Gb Ex h IIIC T135 °C...T300 °C Db</p> <table border="1"> <thead> <tr> <th>Temperature class</th> <th>T2</th> <th>T3</th> <th>T4</th> </tr> </thead> <tbody> <tr> <td>Permissible surface temperature</td> <td>+ 300 °C</td> <td>+ 200 °C</td> <td>+ 135 °C</td> </tr> <tr> <td>Ambient temperature</td> <td>- 40...+ 130 °C</td> <td>- 40...+ 130 °C</td> <td>- 40...+ 100 °C</td> </tr> <tr> <td>Maximum medium temperature</td> <td>+ 285 °C</td> <td>+ 185 °C</td> <td>+ 125 °C</td> </tr> </tbody> </table>	Temperature class	T2	T3	T4	Permissible surface temperature	+ 300 °C	+ 200 °C	+ 135 °C	Ambient temperature	- 40...+ 130 °C	- 40...+ 130 °C	- 40...+ 100 °C	Maximum medium temperature	+ 285 °C	+ 185 °C	+ 125 °C
Temperature class	T2	T3	T4														
Permissible surface temperature	+ 300 °C	+ 200 °C	+ 135 °C														
Ambient temperature	- 40...+ 130 °C	- 40...+ 130 °C	- 40...+ 100 °C														
Maximum medium temperature	+ 285 °C	+ 185 °C	+ 125 °C														

2.5. Foods and beverages/Hygiene

Conformity	Description
	<p>3-A Sanitary Standards Inc. (valid for the variable code PE05) The products comply with 3-A Sanitary Standards Inc (3-A SSI) as per certificate.</p>
FDA	<p>FDA – Code of Federal Regulations The diaphragms made of EPDM (AD), PTFE/EPDM (EA), Advanced PTFE/EPDM (EU) and laminate of GYLON® and EPDM (ER) comply with the Code of Federal Regulations published by the FDA (Food and Drug Administration, USA).</p>
USP	<p>United States Pharmacopeial Convention (USP) The diaphragms made of EPDM (AD), PTFE/EPDM (EA), Advanced PTFE/EPDM (EU) and laminate of GYLON® and EPDM (ER) are tested according to USP Class VI.</p>
	<p>EC Regulation 1935/2004 of the European Parliament and of the Council The diaphragms made of EPDM (AD), PTFE/EPDM (EA), Advanced PTFE/EPDM (EU) and laminate of GYLON® and EPDM (ER) are suitable for use with food and beverages (according to EC Regulation 1935/2004/EC).</p>

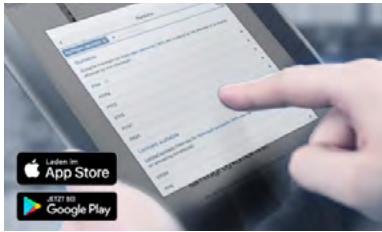
DTS 1000490461 EN Version: D Status: RL (released | freigegeben | validé) printed: 07.05.2024

2.6. Others

Conformity	Description
TA Luft	Technical instruction on air quality control (valid for the variable code PM01)

3. Materials

3.1. Bürkert resistApp



Bürkert resistApp – Chemical resistance chart

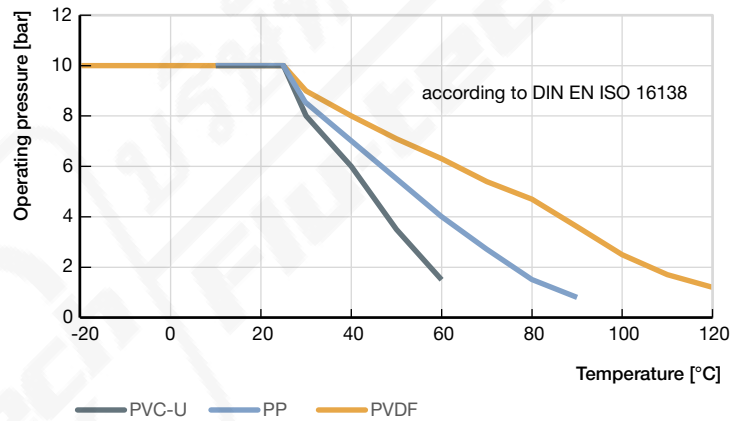
You want to ensure the reliability and durability of the materials in your individual application case? Verify your combination of media and materials on our website or in our resistApp.

Start chemical resistance check

3.2. Pressure temperature diagram for plastic body

Note:

This information is important for material selection. Observe the permissible operating pressure depending on the medium temperature.

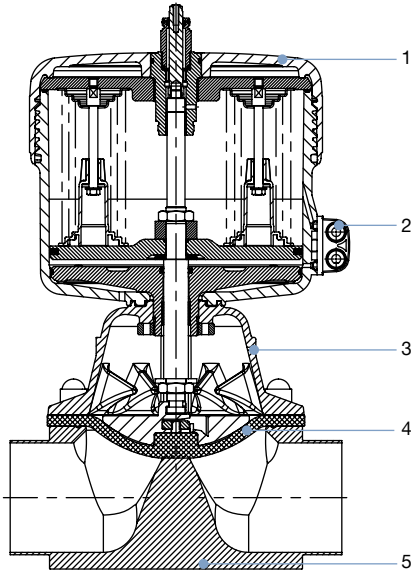


3.3. Material specifications

Actuator size 175 and 225

Note:

The exemplary representation may differ from the actual product.



No.	Element	Material
1	Cover	Polyamide PA
2	Pilot air ports	Stainless steel 1.4305
3	Diaphragm bonnet	Stainless steel 1.4308
4	Diaphragm	EPDM (AD), PTFE/EPDM (EA), Advanced PTFE/EPDM (EU), laminate of GYLON® and EPDM (ER)
5	Valve body	See "1. General technical data" on page 3

DTS 1000490461 EN Version: D Status: RL (released | freigegeben | validé) printed: 07.05.2024

3.4. Example of available membrane materials

The diaphragms have been developed to meet the unique challenges of hygienic and sterile requirements. Bürkert offers diaphragms with precise material composition and high accuracy. Bürkert diaphragms are available in a wide range of materials which have been tested and proven in applications in the food and beverage, biotechnology, pharmaceutical and cosmetics industries. The diaphragms are tested during development and production to ensure reliability under difficult process conditions.



- EPDM (AD)
- PTFE/EPDM (EA)
- Advanced PTFE/EPDM (EU)
- Laminate of GYLON® and EPDM (ER)

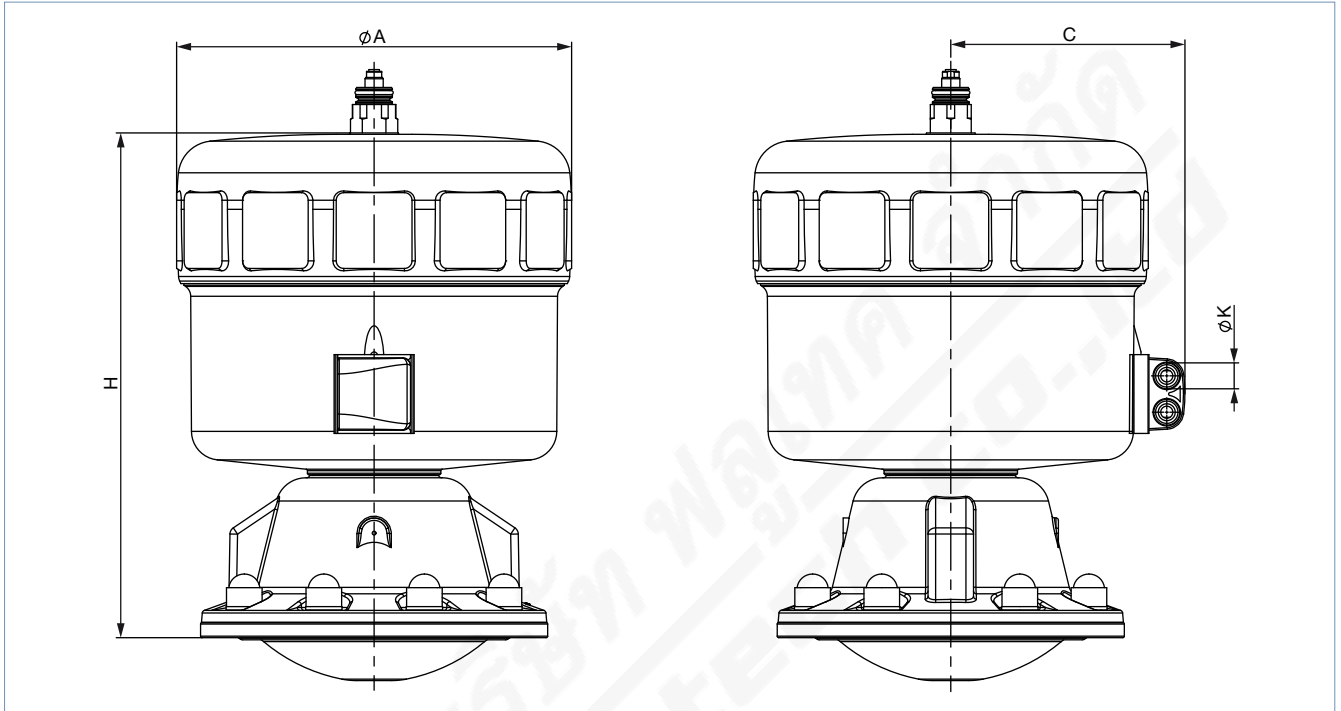
For further information please refer to our flyer "Diaphragm competence for hygienic applications" on our [website](#) ►

4. Dimensions

4.1. Actuator

Note:

Dimensions in mm, unless otherwise stated



DN	Actuator size Ø	ØA	C	K	H
65	175 (K)	210	130	G ¼	337
80	175 (K)	210	130	G ¼	337
	225 (L)	261	155	G ¼	334
100	225 (L)	261	155	G ¼	334

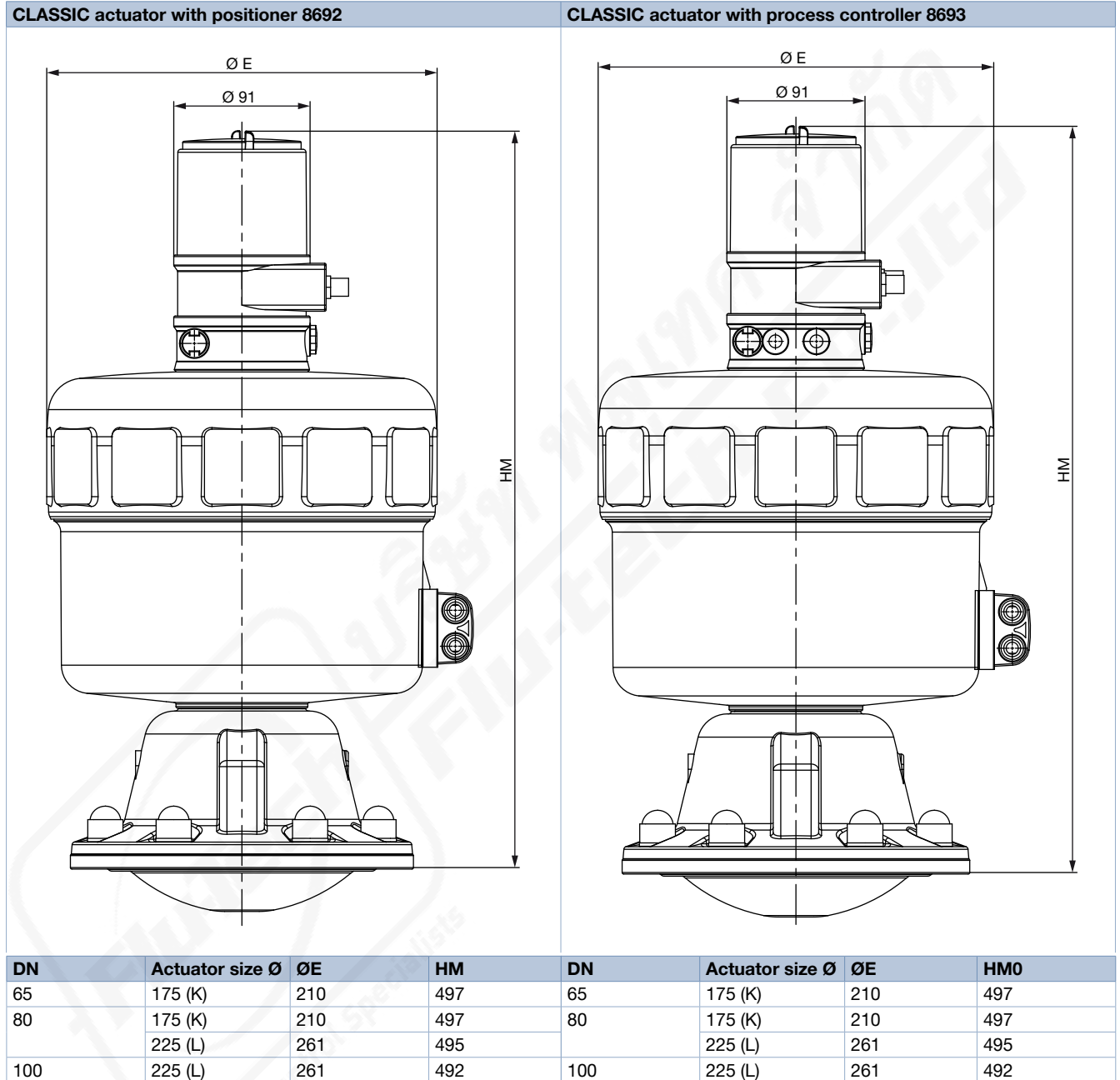
DTS 1000490461 EN Version: D Status: RL (released | freigegeben | validé) printed: 07.05.2024

4.2. Valve system

CLASSIC actuator with positioner 8692/process controller 8693

Note:

Dimensions in mm, unless otherwise stated

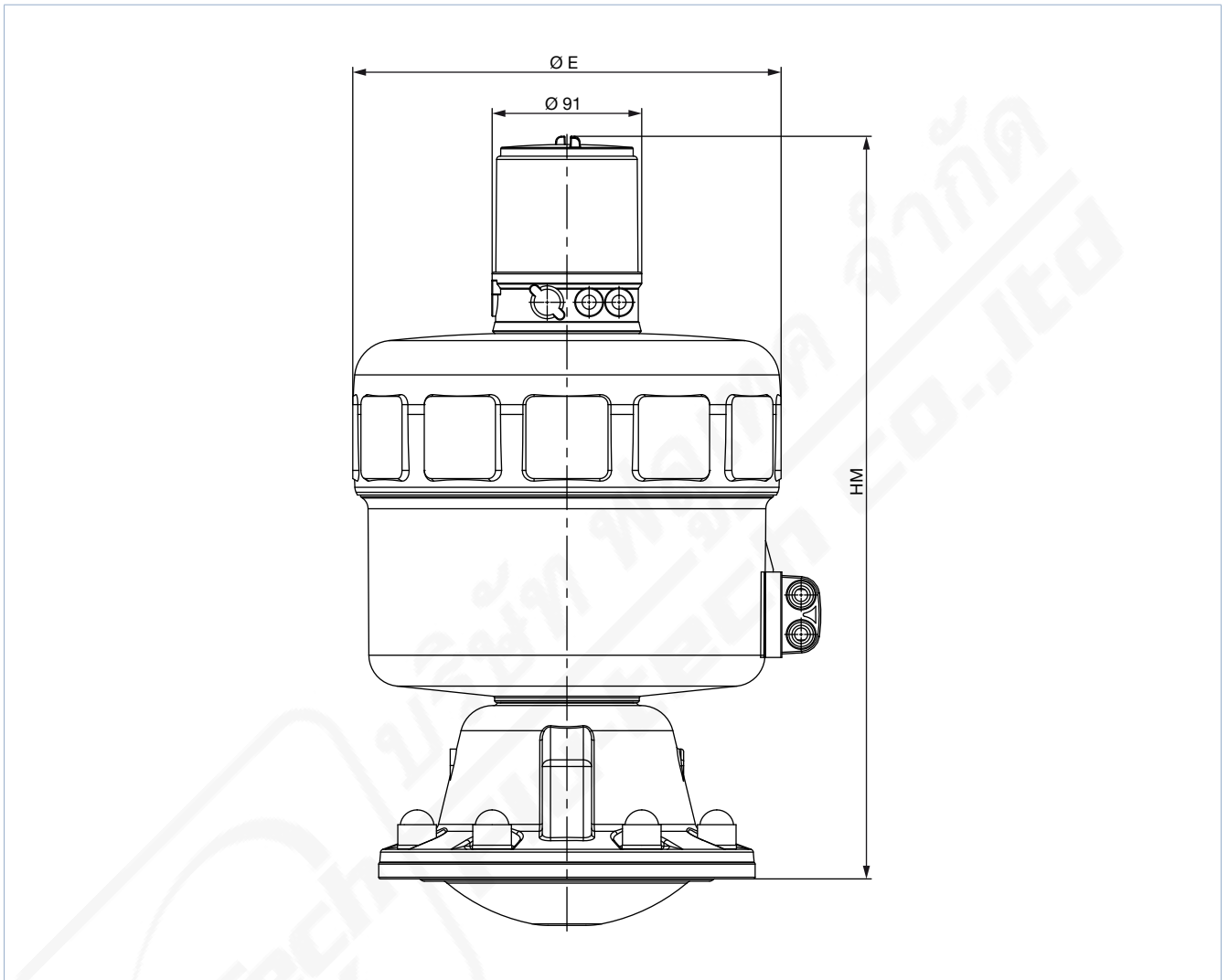


DTS 1000490461 EN Version: D Status: RL (released | freigegeben | validé) printed: 07.05.2024

CLASSIC actuator with process controller 8694

Note:

Dimensions in mm, unless otherwise stated

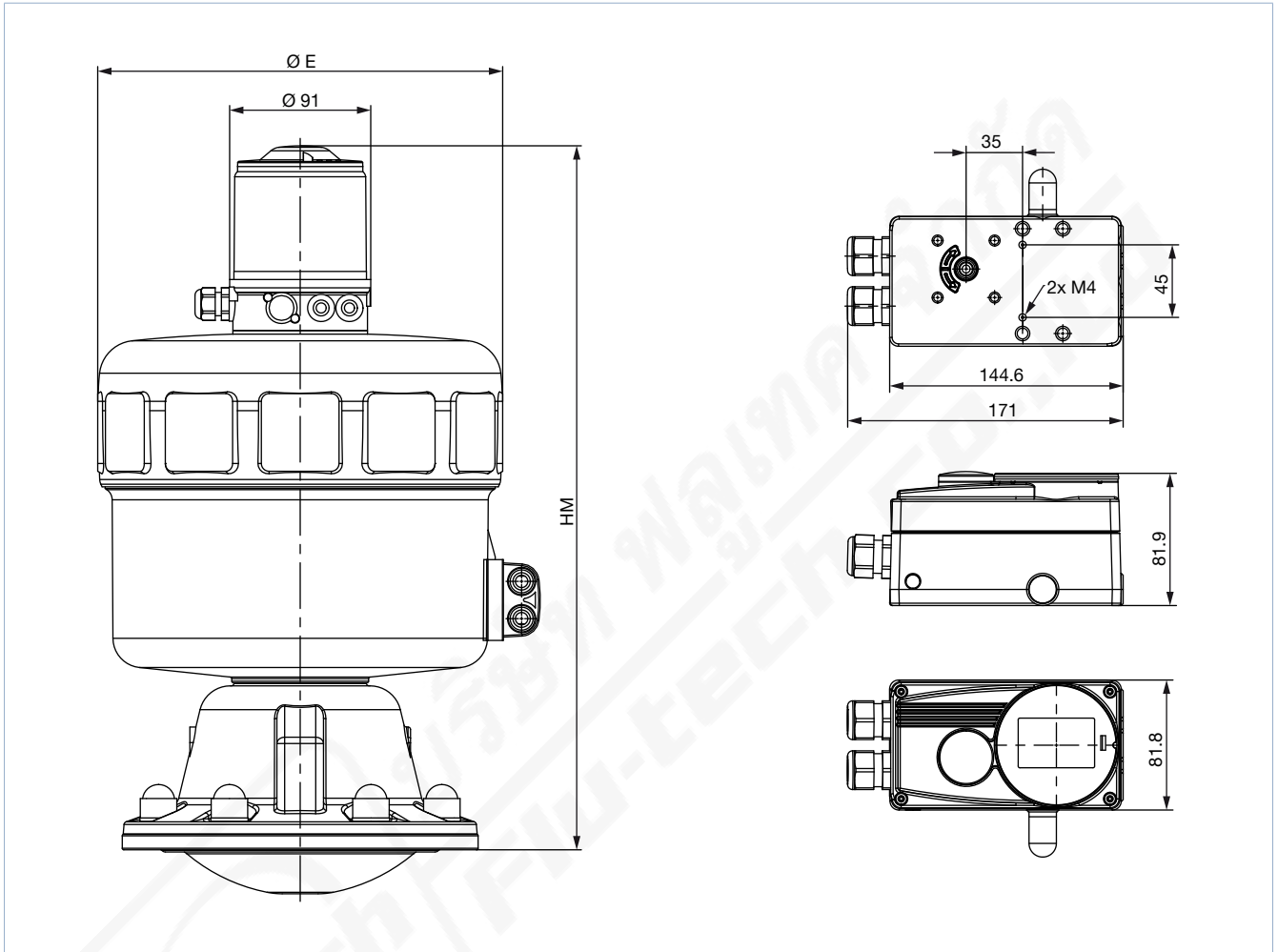


DN	Actuator size Ø	ØE	HM
65	175 (K)	210	457
80	175 (K)	210	457
	225 (L)	261	454
100	225 (L)	261	452

DTS 1000490461 EN Version: D Status: RL (released | freigegeben | valide) printed: 07.05.2024

CLASSIC actuator with positioner SideControl 8791/8792/8793 and remote sensor 8798

Note:
Dimensions in mm, unless otherwise stated



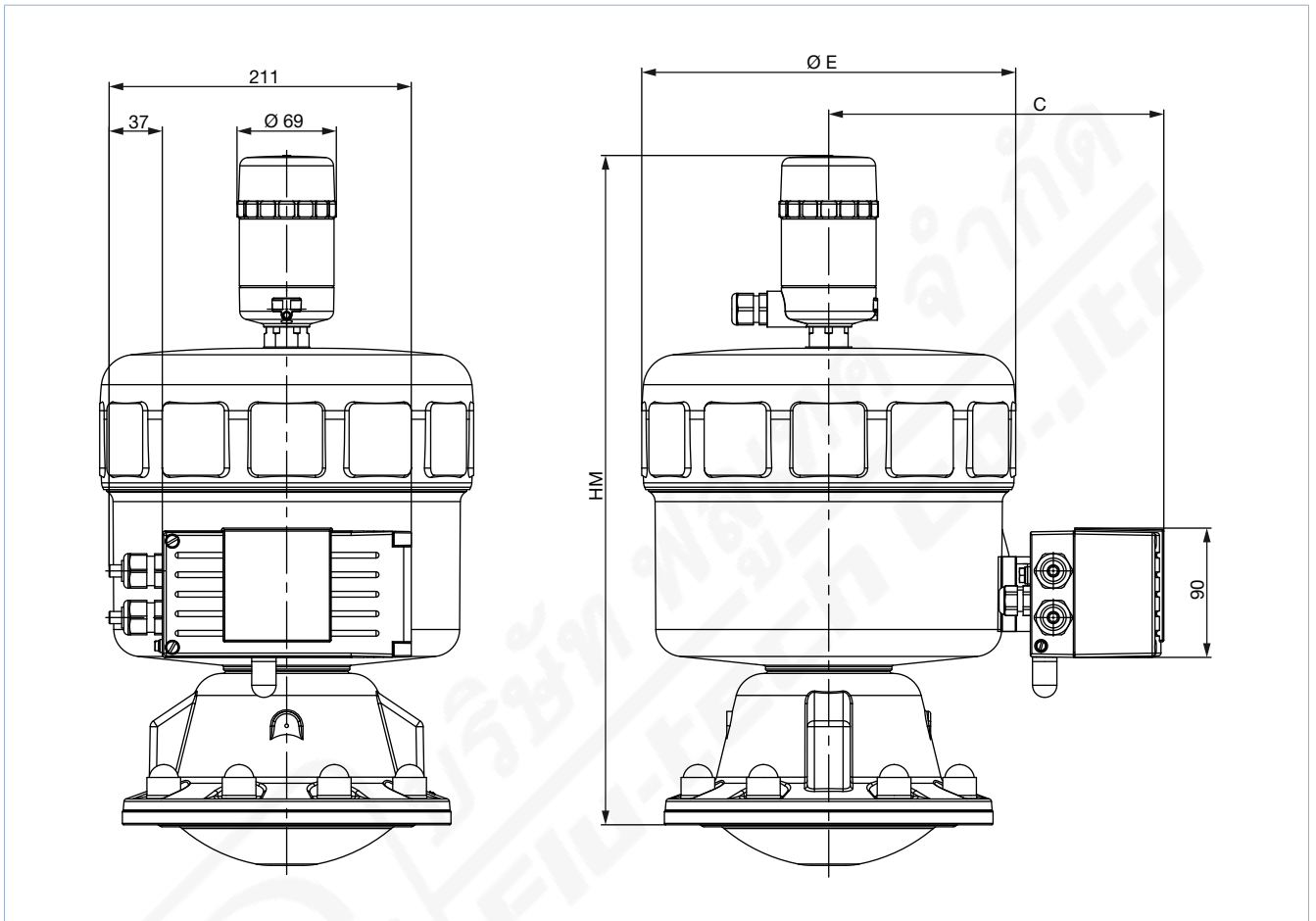
DN	Actuator size Ø	ØE	HM
65	175 (K)	210	458
80	175 (K)	210	458
	225 (L)	261	455
100	225 (L)	261	453

DTS 1000490461 EN Version: D Status: RL (released | freigegeben | validé) printed: 07.05.2024

CLASSIC actuator with position sensor and SideControl 8635

Note:

Dimensions in mm, unless otherwise stated



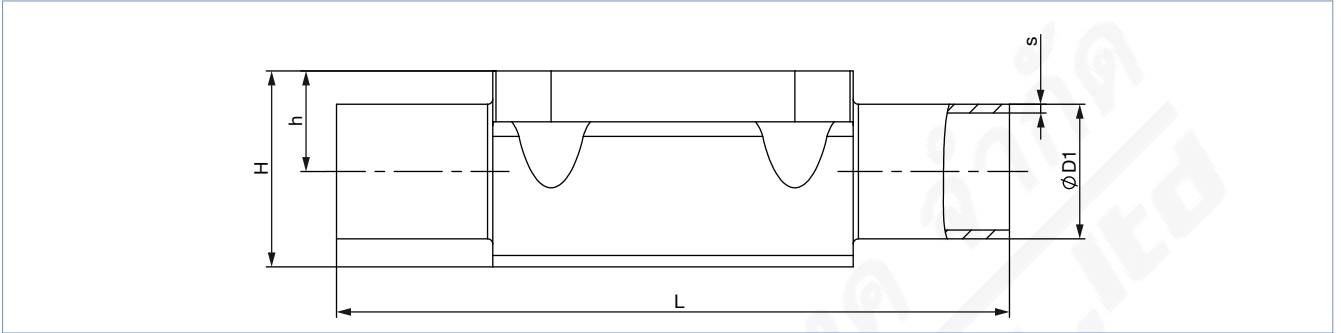
DN	Actuator size Ø	ØE	C	HM
65	175 (K)	210	209	458
80	175 (K)	210	209	458
	225 (L)	261	234	455
100	225 (L)	261	234	453

DTS 1000490461 EN Version: D Status: RL (released | freigegeben | validé) printed: 07.05.2024

4.3. Forged steel valve body (VS) with welded connection

Note:

- Dimensions in mm, unless otherwise stated
- Further information on the draining angle can be found in the “Additional manual Type 2xxx 3xxx” on our website (see **operating instructions Type 2730** ▶).



Diaphragm size	Port connection DN	ØD1	s	L	h	H	Product key ^{1.)}
DIN EN ISO 1127 / ISO 4200 / DIN 11866 series B							
80	65	76.1	2.0	250	51	98.1	SA48
80	80	88.9	2.3	250	51	98.1	SA49
100 ^{2.)}	100	114.3	2.3	295	63.5	127.0	SA39
DIN 11850-2 / DIN 11866 series A / DIN EN 10357 series A							
80	65	70	2.0	250	51.0	98.1	SD48
80	80	85	2.0	250	51.0	98.1	SD49
100 ^{2.)}	100	104	2	295	63.5	127.0	SD50
ASME BPE / DIN 11866 series C							
80	2½"	63.5	1.65	250	51.0	98.1	SODJ
80	3"	76.2	1.65	250	51.0	98.1	SODK
100 ^{2.)}	4"	101.6	2.11	295	63.5	127.0	SODL
BS 4825							
80	80	63.5	1.65	250	51.0	98.1	SODJ
80	80	76.2	1.65	250	51.0	98.1	SODK

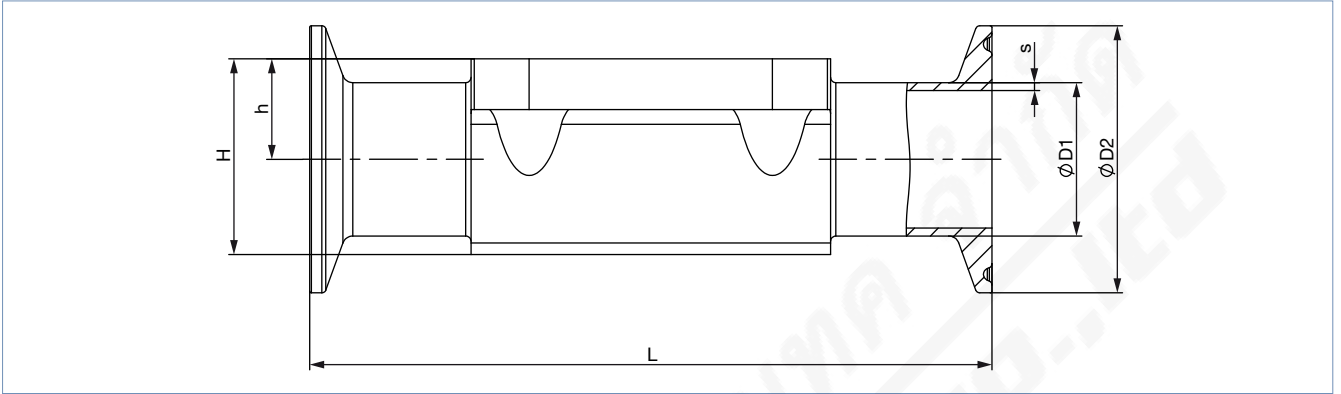
1.) This information is part of the product key (see “8.3. Bürkert Product Enquiry Form” on page 25).

2.) Only available as block material

4.4. Forged steel valve body (VS) with clamp connection

Note:

- Dimensions in mm, unless otherwise stated
- Further information on the draining angle can be found in the “Additional manual Type 2xxx 3xxx” on our website (see **operating instructions Type 2730** ▶).



Diaphragm size	Port connection DN	ØD1	s	ØD2	L	h	H	Product key ^{1.)}	Variable Code ^{1.)}
ASME BPE									
65	2½"	63.5	1.65	77.5	249	43	83.5	TG07	–
80	2½"	63.5	1.65	77.5	216	51	98.1	TG07	–
80	3"	76.2	1.65	91.0	222	51	98.1	TG08	–
100 ^{2.)}	4"	101.6	2.11	119	306	63.5	127.0	TG09	–

1.) This information is part of the product key (see “8.3. Bürkert Product Enquiry Form” on page 25).

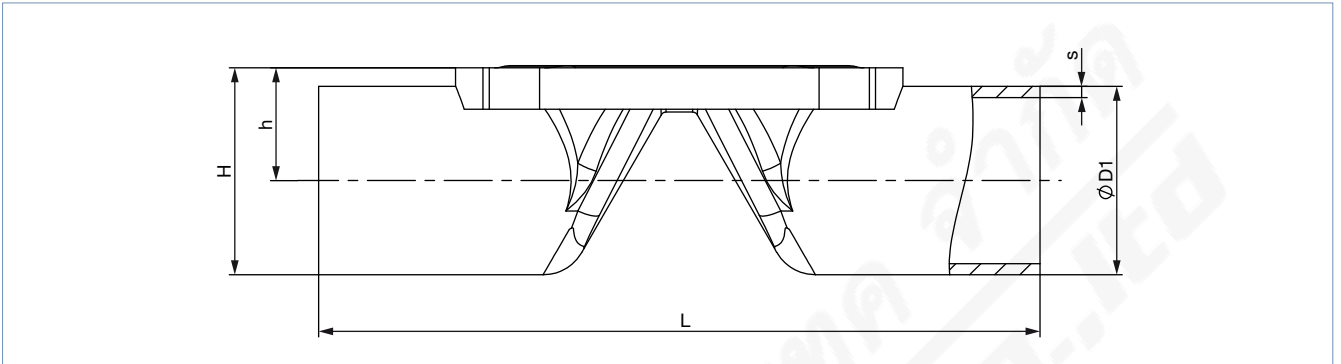
2) Only available as block material



4.5. Tube valve body (VP) with welded connection

Note:

- Dimensions in mm, unless otherwise stated
- Further information on the draining angle can be found in the “Additional manual Type 2xxx 3xxx” on our website (see **operating instructions Type 2730** ▶).



Diaphragm size	Port connection DN	ØD1	s	L	h	H	Product key ^{1.)}
ASME BPE / DIN 11866 series C							
65	3"	76.2	1.65	250	46.3	84.4	SODK
80	4"	101.6	2.11	295	60	110.8	SODL

1.) This information is part of the product key (see “8.3. Bürkert Product Enquiry Form” on page 25).

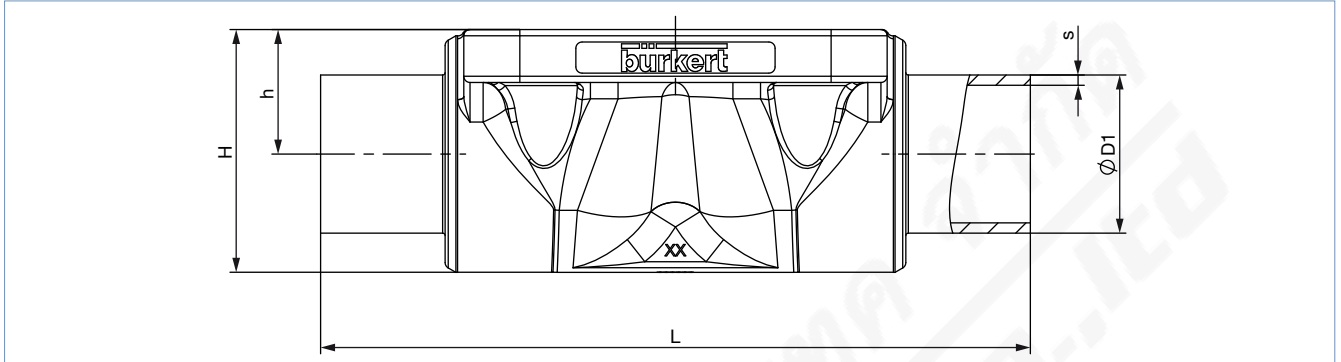
DTS 1000490461 EN Version: D Status: RL (released | freigegeben | validé) printed: 07.05.2024



4.6. Cast valve body (VG) with welded connection

Note:

- Dimensions in mm, unless otherwise stated
- Further information on the draining angle can be found in the “Additional manual Type 2xxx 3xxx” on our website (see **operating instructions Type 2730** ▶).



Diaphragm size	Port connection DN	ØD1	s	L	h	H	Product key ^{1.)}
DIN EN ISO 1127 / ISO 4200 / DIN 11866 series B							
65	65	76.1	2.0	192	43.0	82.0	SA48
80	80	76.1	2.0	250	51.0	101.0	SA48
80	80	88.9	2.3	250	51.0	101.0	SA49
100	100	114.3	2.3	295	63.5	123.5	SA39
DIN 11850-2 / DIN 11866 series A / DIN EN 10357 series A							
65	65	70	2.0	192	43.0	82.0	SD48
80	80	85	2.0	250	51.0	101.0	SD49
100	100	104	2.0	295	63.5	123.5	SD50
ASME BPE / DIN 11866 series C							
65	2½"	63.5	1.65	192	43.0	82.0	SODJ
80	3"	76.2	1.65	250	51.0	101.0	SODK
100	4"	101.6	2.11	295	63.5	123.5	SODL
BS 4825							
65	65	63.5	1.65	192	43.0	82.0	SODJ
80	80	76.2	1.65	250	51.0	101.0	SODK
100	100	101.6	2.11	295	63.5	123.5	SODL

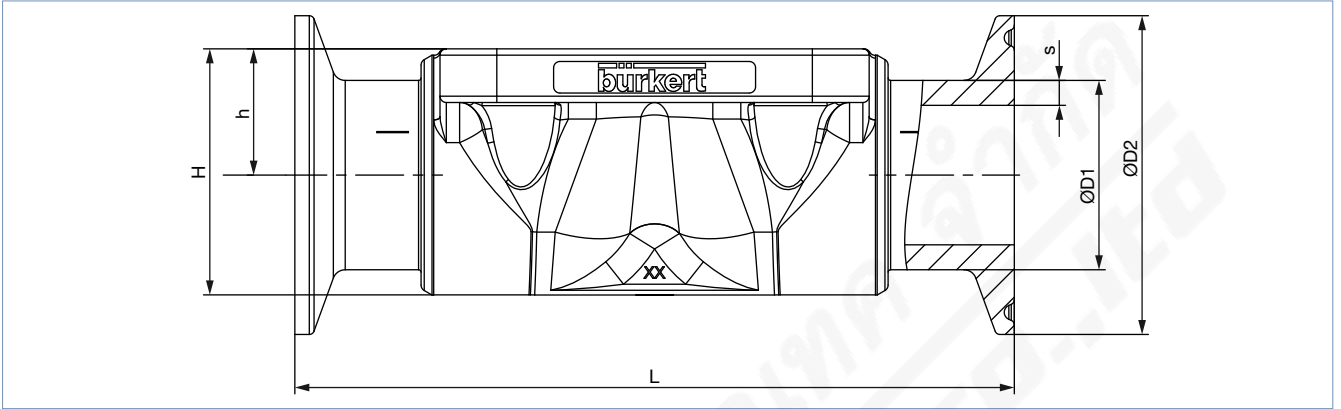
1.) This information is part of the product key (see “8.3. Bürkert Product Enquiry Form” on page 25).

DTS 1000490461 EN Version: D Status: RL (released | freigegeben | validé) printed: 07.05.2024

4.7. Cast valve body (VG) with clamp connection

Note:

- Dimensions in mm, unless otherwise stated
- Further information on the draining angle can be found in the “Additional manual Type 2xxx 3xxx” on our website (see **operating instructions Type 2730** ▶).



Diaphragm size	Port connection DN	ØD1	s	ØD2	L	h	H	Product key ^{1.)}
ASME BPE								
65	2½"	63.5	1.65	77.5	249.2	43.0	82.0	TG07
80	3"	76.2	1.65	91	306.2	51.0	101.0	TG08
100	4"	101.6	2.11	119	352.2	63.5	123.5	TG09

1.) This information is part of the product key (see “8.3. Bürkert Product Enquiry Form” on page 25).

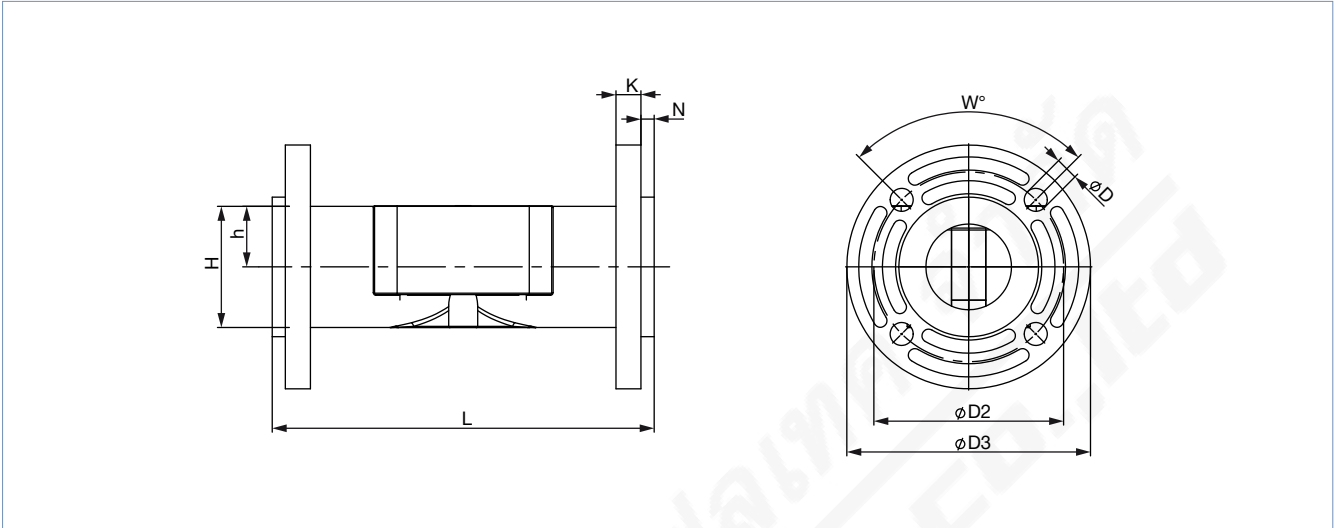
DTS 1000490461 EN Version: D Status: RL (released | freigegeben | validé) printed: 07.05.2024



4.8. Plastic body (PV, PD, PP) with flange connection

Note:

Dimensions in mm, unless otherwise stated



Diaphragm size	L	ØD2	ØD3	K	H	h	ØD	W	N	Product key ^{1.)}
PVC-U (PV), PVDF (PD) and PP (PP)										
65	290	145	185	19	92	47	18	4 x 90°	10	FL30
80	310	160	200	36	107	50	18	8 x 45°	-	FF31
100	350	180	225	35	134.5	65.5	18	8 x 45°	-	FF32

1.) This information is part of the product key (see "8.3. Bürkert Product Enquiry Form" on page 25).

DTS 1000490461 EN Version: D Status: RL (released | freigegeben | valide) printed: 07.05.2024



5. Performance specifications

5.1. Flow characteristics

Further information can be found in our data sheet on flow characteristics on our website **Flow-rate curves for diaphragm valves Type 273x** ▶

5.2. Medium pressure

Information for control function A

Note:

- For low operating pressures, optional variants with reduced spring force (EC04) are recommended.
- Pressure data [bar]: Overpressure to atmospheric pressure. The valve closes dynamically against maximum operating pressure.
- Information for control function B and I is available on request.

Diaphragm size	Actuator size Ø	Pilot pressure	Maximum operating pressure for seal material	
			EPDM, FKM	PTFE/EPDM, advanced PTFE/EPDM, laminate of GYLON® and EPDM
DN	[mm]	[bar]	[bar]	[bar]
65	175 (K)	5.0...6	8	5
80	175 (K)	5.0...6	5	4.5
	225 (L)	5.0...6	10	7 ^{1.)}
100	225 (L)	5.0...6	8	4

1.) The maximum operating pressure for laminate of GYLON® and EPDM is 8.5 bar.

6. Product accessories

Process controller TopControl

Type 8693 ▶ Actuator size Ø 175/225 mm



The intelligent process controller Type 8693 is designed for integrated mounting on pneumatic actuators from the process control valve series Type 23xx/2103 and especially for the requirements of hygienic process conditions. Using the TUNE functions, the positioner and process controller can be initialised automatically. Easy operation and selection of additional software functions as well as parameterisation are carried out via the large graphic display and a touch keypad. Device configuration and parameterisation can also be conveniently carried out by the Bürkert Communicator software via a PC interface.

Features

- Contactless position sensor
- Universal control system for single and double acting actuators
- Highly dynamic actuating system without internal control air consumption in the balanced state
- Integrated diagnostic functions for valve monitoring
- Automatic initialisation of the positioner and process controller using the TUNE function
- Safeguarding in the event of failure of the electrical or pneumatic auxiliary power
- PROFIBUS DPV1, EtherNet/IP, PROFINET, Modbus TCP, Bürkert system bus (bÜS)
- Compact and robust hygienic stainless steel design

Customer benefits

- Quick and easy commissioning
- Intuitive and simple operation via a graphic display with backlight and touch keypad
- High system availability due to increased drive service life by means of spring chamber ventilation
- Guaranteed reliability and predictable maintenance through valve monitoring and diagnostics
- Easy maintenance and process monitoring

Positioner TopControl

Type 8692 ▶ Actuator size Ø 175/225 mm



The intelligent electropneumatic positioner Type 8692 is designed for integrated attachment to pneumatic actuators of the process control valve series Type 23xx/2103 and especially for the requirements of hygienic process conditions. The positioner can be initialised automatically using the TUNE function. Easy operation and the selection of the extensive additional software functions as well as parameterisation are carried out via the large graphic display and the touch keypad. The device configuration and parameterisation can also be conveniently carried out using the Bürkert Communicator software via a PC interface.

Features

- Contactless position sensor
- Universal positioning system for single and double-acting actuators in the balanced state
- Highly dynamic positioning system without internal control air consumption
- Integrated diagnostic functions for valve monitoring
- Automatic initialisation of the positioner by using the TUNE function
- Safeguard in the event of failure of the electrical or pneumatic auxiliary power
- PROFIBUS DPV1, EtherNet/IP, PROFINET, Modbus TCP, Bürkert system bus (bÜS)
- Compact and robust hygienic stainless steel design

Customer benefits

- Quick and easy commissioning
- Intuitive and simple operation via graphic display with backlight and touch keypad
- High system availability due to increased drive service life by means of spring chamber ventilation
- Guaranteed reliability and predictable maintenance through valve monitoring and diagnostics

DTS 1000490461 EN Version: D Status: RL (released | freigegeben | validé) printed: 07.05.2024

Positioner TopControl BASIC	
Type 8694 ▶ Actuator size Ø 175/225 mm	
	<p>The compact positioner Type 8694/8696 is designed for integrated attachment to pneumatic actuators of the Type 23xx/2103 process control valve series and especially for the requirements of hygienic process conditions. Operation and parameterisation are performed via push buttons and DIP switches. The device configuration and parameterisation can also be conveniently carried out using the Bürkert Communicator software via a PC interface.</p> <p>Features</p> <ul style="list-style-type: none"> • Contactless position sensor • Universal positioning system for single and double-acting actuators • Ultra dynamic positioning system without internal control air consumption • AS-Interface, IO-Link, Bürkert system bus (bÜS) (only 8694) • Compact and robust hygienic stainless steel design <p>Customer benefits</p> <ul style="list-style-type: none"> • Simple and safe commissioning using the teach function • Minimum space requirement in the plant pipework for more flexibility in plant design • High system availability due to increased drive service life by means of spring chamber ventilation
Process controller SideControl Remote	
Type 8793 ▶ with remote sensor 8798 ▶ Actuator size Ø 70/90/130 mm	
	<p>The intelligent digital positioner and process controller Type 8793 is designed for mounting on lift or swivel drives with standardisation in accordance with IEC 534-6 or VDI/VDE 3845 for demanding control tasks. The variant with remote position sensor Type 8798 is used to control Bürkert process control valves. It is operated via a graphic display with backlight. The initialisation of the positioner and process controller can be done automatically using the TUNE function. The type of controlled system is automatically recognised and the appropriate controller structure with the corresponding optimum parameter set is determined.</p> <p>Features</p> <ul style="list-style-type: none"> • Universal control system for single and double acting actuators • Integrated diagnostic functions for valve monitoring • Automatic initialisation of the position and process controller using the TUNE function • Ultra-dynamic actuating system without internal control air consumption • Illuminated graphic display with backlight and touch keypad • PROFIBUS DPV1, EtherNet/IP, PROFINET, Modbus TCP, Bürkert system bus (bÜS) • Compact and robust design • Adaptation according to IEC 534-6 or VDI/VDE 3845 for lift and swivel drives or as remote variant on Bürkert process valves <p>Customer benefits</p> <ul style="list-style-type: none"> • Quick and easy commissioning • Intuitive and simple operation via graphic display with backlight and touch keypad • Guaranteed reliability and scheduled maintenance thanks to valve monitoring and diagnostics • Easy maintenance and process monitoring • Long service life

DTS 1000490461 EN Version: D Status: RL (released | freigegeben | validé) printed: 07.05.2024

Positioner SideControl Remote

Positioner Type 8792 ▶ with remote sensor Type 8798 ▶ Actuator size Ø 70/90/130 mm



The intelligent digital positioner and process controller Type 8792 is designed for attachment to lift and swivel drives with standardisation according to IEC 534 -6 or VDI/VDE 3845 for demanding control tasks. The Type 8798 version with remote position sensor is used to control Bürkert process control valves. It is operated via a graphic display with backlight. The initialisation of the positioner and process controller can be done automatically by using the TUNE function.

Features

- Illuminated graphic display with backlight and touch keypad
- Universal control system for single and double acting actuators
- Ultra-dynamic actuating system without internal control air consumption
- Integrated diagnostic functions for valve monitoring
- PROFIBUS DPV1, EtherNet/IP, PROFINET, Modbus TCP, Bürkert system bus (büs)
- Compact and robust design
- Adaptation according to IEC 534 -6 or VDI/VDE 3845 for lift and swivel drives or as remote variant on Bürkert process valves

Customer benefits

- Quick and easy commissioning
- Intuitive and simple operation via a graphic display with backlight and touch keypad
- Guaranteed reliability and scheduled maintenance thanks to valve monitoring and diagnostics
- Long service life

Positioner SideControl BASIC Remote

Positioner Type 8791 ▶ with remote sensor Type 8798 ▶ Actuator size Ø 175/225 mm



The intelligent digital positioner and process controller Type 8791/8798 is designed for mounting on linear and rotary actuators with standardisation in accordance with IEC 534 -6 or VDI/VDE 3845 for demanding control tasks. The variant with remote position sensor Type 8798 is used for controlling Bürkert process control valves. It is operated via a graphic display with backlight. The positioner and process controller can be initialised automatically using the TUNE functions.

Features

- Simple design
- Universal control system for single and double acting actuators
- Highly dynamic actuating system without internal control air consumption in the balanced state
- Adaptation according to IEC 534 -6 or VDI/VDE 3845 for lift and swivel drives or as remote variant on Bürkert process valves
- AS-Interface, IO-Link, Bürkert system bus (büs) (only for positioner Type 8791 BASIC Remote)

Customer benefits

- Simple commissioning
- Simple device for simple control tasks
- Low energy consumption

DTS 1000490461 EN Version: D Status: RL (released | freigegeben | validé) printed: 07.05.2024

Positioner/Process controller with remote SideControl
Type 8635 ▶ 2-wire, intrinsically safe, Actuator size Ø 175/225 mm


The Type 8635 is an electro-pneumatic positioner with optional integrated process controller for precise control tasks. The robust design with integrated LCD plain text display was developed for demanding applications in the process industry.

Customer benefits

- Time-saving algorithms for temperature, flow and pressure PID parameters through Process TUNE function.
- Fast and easy menu-driven parameterisation via keyboard input or PROFIBUS PA.
- Instrument supply via set-point signal 4...20 mA
- Adaption according to IEC534 -6 for stroke and rotary actuators
- Robust body made of hard-coated and plastic-coated aluminium
- Explosion-proof variants for zone 1, zone 21 or zone 2/22

7. Networking and combination with other Bürkert products

7.1. Possible combinations for CLASSIC valve system Type 8802-DC/DD with TopControl

Note:

The continuous CLASSIC valve system Type 8802-DC/8802-DD consists of a diaphragm control valve Type 2730/2731 and a digital electropneumatic positioner Type 8692 a digital electropneumatic process controller Type 8693 a digital electropneumatic positioner basic Type 8694 (below) or a SideControl Type 8635 or a electropneumatic positioner Type 8792 or 8793.

For the configuration of further valve systems, please use the **product enquiry form** (see **"8.3. Bürkert Product Enquiry Form"** on page 25).

You order two components and receive a completely assembled and tested valve.

Example:



DTS 1000490461 EN Version: D Status: RL (released | freigegeben | validé) printed: 07.05.2024

7.2. Possible combinations for CLASSIC valve system Type 8802-DC/DD with SideControl

Note:

The continuous CLASSIC valve system Type 8802-DC/8802-DD consists of a diaphragm control valve Type 2730/2731 and a digital electropneumatic positioner Type 8692, a digital electropneumatic process controller Type 8693, a digital electropneumatic positioner basic Type 8694 (below) or a SideControl Type 8635, or and a electropneumatic positioner Type 8792 or 8793.

For the configuration of further valve systems, please use the product enquiry form (see "8.3. Bürkert Product Enquiry Form" on page 25).

You order two components and receive a completely assembled and tested valve.

Example:



DTS 1000490461 EN Version: D Status: RL (released | freigegeben | validé) printed: 07.05.2024

8. Ordering information

8.1. Bürkert eShop



Bürkert eShop – Easy ordering and quick delivery

You want to find your desired Bürkert product or spare part quickly and order directly? Our online shop is available for you 24/7. Sign up and enjoy all the benefits.

[Order online now](#)

8.2. Bürkert product filter



Bürkert product filter – Get quickly to the right product

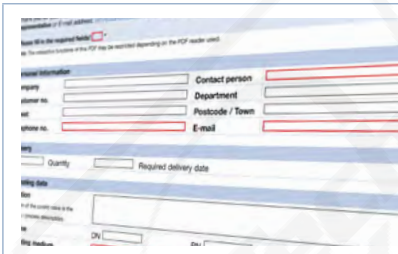
You want to select products comfortably based on your technical requirements? Use the Bürkert product filter and find suitable articles for your application quickly and easily.

[Try out our product filter](#)

8.3. Bürkert Product Enquiry Form

Note:

Please see our Product Enquiry Form for a full explanation of our specification key.



Bürkert Product Enquiry Form – Your enquiry quickly and compactly

Would you like to make a specific product enquiry based on your technical requirements? Use our Product Enquiry Form for this purpose. There you will find all the relevant information for your Bürkert contact. This will enable us to provide you with the best possible advice.

[Fill out the form now](#)

DTS 1000490461 EN Version: D Status: RL (released | freigegeben | validé) printed: 07.05.2024