



Cable plug with power reducing pulse width modulation

- Increase of switching operating pressure
- Energy saving by reducing of power
- 24 V version with switching point detection and LED control

Product variants described in the data sheet may differ from the product presentation and description.

Can be combined with



Type 6213 EV ▶
Servo-assisted 2/2 way diaphragm valve

Type description

The cable plug, Type 2511, is used to increase the switching pressure for solenoid valves. Power consumption and coil temperature can be significantly reduced during continuous operation. The use of the cable plug is always dependent on the type of solenoid valve used. Please contact your nearest Buerkert sales office for help with this.

Operation principle: The high inrush power is generated by over-excitation. After switching the valve electronic is lowered onto a small holding power. At 400ms, the 110 - 230 V AC design limits the inrush power to the minimum holding power of the valve.

In the 24 V version a switching point identification is integrated, which always switches to the holding power at the optimum time. An LED indicates the operating status, „nominal holding current“.



Table of contents

1. General Technical Data	3
2. Dimensions	3
3. Device/Process connections	4
3.1. Connection details	4
Connection diagram	4
4. Performance specifications	4
4.1. Duty cycle	4
5. Ordering information	5
5.1. Bürkert eShop – Easy ordering and quick delivery.....	5
5.2. Bürkert product filter	5
5.3. Ordering chart.....	5

DTS 1000097035 EN Version: F Status: RL (released | freigegeben | valide) printed: 26.03.2021

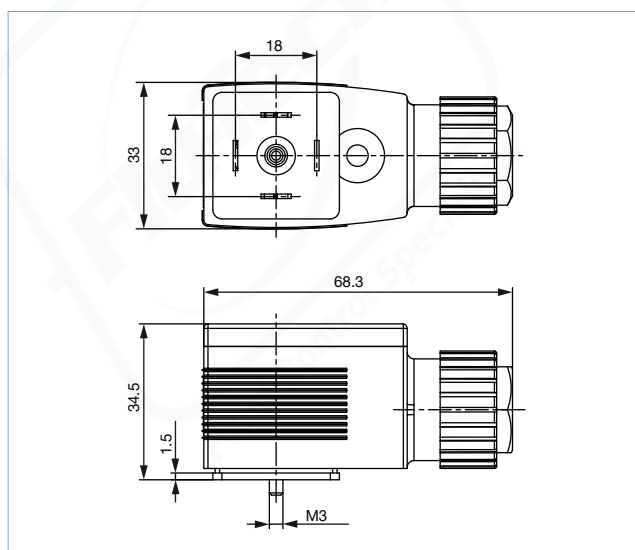
1. General Technical Data

Product properties	24 V	110...230 V
Dimensions	Detailed information can be found in chapter "2. Dimensions" on page 3.	
Material		
Body	Polyamide	Polyamide
Cover	Polysulfone, gray transparent	Polysulfone
Contact	Brass, galvanised silver-plated	Brass, galvanised silver-plated
Control LED	green	no
Performance data		
Overexcitation time	AC: 400 ms DC: variable	400 ms
Timeout t_{off} between two switch-on processes	Min. 1 Sek.	Min. 1 Sek.
Switching point detection	AC: no / DC: yes	No
Switching frequency	Max. 10/min	Max. 10/min
Contact distance	18 mm acc. to DIN EN 175301 - 803 Form A	18 mm acc. to DIN EN 175301 - 803 Form A
Electrical data		
Operating voltage	24 V AC/DC Supply voltage acc. to IEC 364 - 4-41 (PELV)	110...230 V AC/DC
Inrush power	Max. 72 W	Max. 72 W
Holding power	4 W	4 W
Duty cycle	Observe correct duty cycle, see chapter "4.1. Duty cycle" on page 4	
Process/Port connection & communication		
Electrical connection	2-pin terminal strip Wire cross-section: max. 1.5 mm ² Cable diameter: 6...7 mm	3-pin terminal strip Wire cross-section: max. 1.5 mm ² Cable diameter: 6...7 mm
Environment and installation		
Operating temperature	-10 °C...55 °C	-10 °C...55 °C
Degree of protection	IP65	IP65
PE protective conductor contact	No	Yes

2. Dimensions

Note:

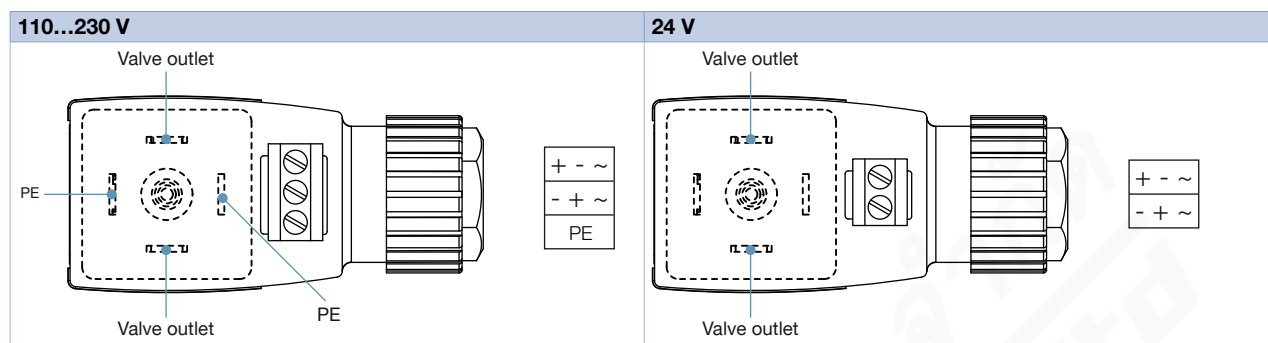
Dimensions in mm



3. Device/Process connections

3.1. Connection details

Connection diagram



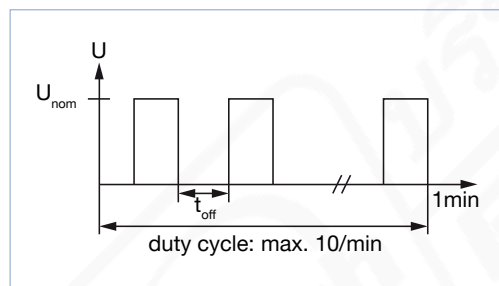
4. Performance specifications

4.1. Duty cycle

When a coil is “overexcited”, it is briefly operated with a much higher supply voltage. Typically, the supply voltage is 24 V, but the coil is designed for 12V.

With overexcitation, 24V is applied to the coil for approx. 200...600 ms. This causes the coil to generate a very large force.

The valve opens! After overexcitation, the voltage and thus the power must be immediately reduced in order not to destroy the coil. If the valve is switched on and off too often in succession, the coil will become hotter and hotter because it cannot cool down sufficiently during the pauses. In order to prevent this, we issue switch-on diagrams which the customer can use for orientation. In this case, the valve must not be switched more than 10 times per minute.



5. Ordering information

5.1. Bürkert eShop – Easy ordering and quick delivery



Bürkert eShop – Easy ordering and fast delivery

You want to find your desired Bürkert product or spare part quickly and order directly? Our online shop is available for you 24/7. Sign up and enjoy all the benefits.

[Order online now](#)

5.2. Bürkert product filter



Bürkert product filter – Get quickly to the right product

You want to select products comfortably based on your technical requirements? Use the Bürkert product filter and find suitable articles for your application quickly and easily.

[Try out our product filter](#)

5.3. Ordering chart

Description	Article no.
Operating voltage 24 V AC/DC	181630
Operating voltage 110... 230 V AC/DC	138306