

SERV-OIL Reservoirs Sight Dome

M481R, 482R Models Port Sizes: 1/4



Model Shown: 482R

Servo-Meters can be supplied with oil by pressure systems (**up to 30 psig**) or gravity systems, although gravity systems are generally preferred. Remote reservoirs should be connected to the bottom port of the **SERV-OIL** equipment with a minimum 5/16" I.D. line.

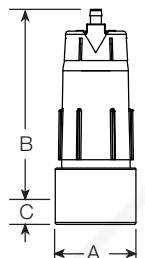
Stand-pipes should be installed from the top of the equipment and extend above the reservoir for gravity systems to prevent airlock of the Servo-Meters.

Sight domes are available to vent air from the system, and to confirm visually the presence of oil. Pressure-fill systems should be vented, or use low velocity recirculation of the oil supply.

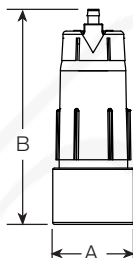
For a detail explanation on operation and use, see pages 232 and 233.

NOTE

For most applications Master Pneumatic recommends a light spindle oil that is not chemically aggressive. (150-1200 ssu viscosity).



Model: M481R



Model: 482R

DIMENSIONS inches (mm)

Bowl	Port Location	A	B	C	Depth	Weight lb (kg)
M481R	1/4 (side)	1.6 (41)	3.9 (99)	0.4 (9.5)	1.6 (41)	0.33 (0.15)
482R	1/4 (Bottom)	1.6 (41)	4.3 (109)	---	1.6 (41)	0.33 (0.15)

ORDERING INFORMATION

Change the letters in the sample model number below to specify the filter/regulator you want.

M481R W

PORT LOCATION AND SIZE

1/4-NPTF inlet/outlet ports size location M481R
1/4-NPTF Port location bottom 482R

PORT TYPE

1/4 NPTF Leave Blank
1/4 BSPP W

FLU-TECH CO. LTD.

Email: sales@flutech.co.th Website: <https://flutech.co.th>

Tel: 02-384-6060, 086-369-5871-3 Fax: 02-384-5701 LINE OA: @flutech.co.th

Address (HQ): 845/3-4, Moo 3, Theparak Rd., T. Theparak, A. Mueang Samut Prakan, Samut Prakan, 10270, Thailand



SERV-OIL Reservoirs

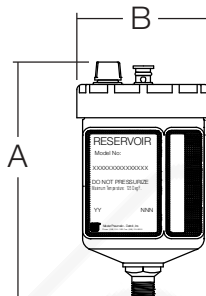
Transparent container

M476R Models

Port Sizes: 1/4



Model Shown: M476R



Servo-Meters can be supplied with oil by pressure systems (**up to 30 psig**) or gravity systems, although gravity systems are generally preferred. Remote reservoirs should be connected to the bottom port of the **SERV-OIL** equipment with a minimum 5/16" I.D. line.

Stand-pipes should be installed from the top of the equipment and extend above the reservoir for gravity systems to prevent airlock of the Servo-Meters.

Sight domes are available to vent air from the system, and to confirm visually the presence of oil. Pressure-fill systems should be vented, or use low velocity recirculation of the oil supply.

NOTE

For most applications Master Pneumatic recommends a light spindle oil that is not chemically aggressive. (150-1200 ssu viscosity).

RESERVOIR DIMENSIONS

Part No.	Capacity	Dimensions inches (mm)		
		A	B	Depth
M476R	10 ounces	5.4 (137)	3.3 (84)	3.3 (84)
M476RP	10 ounces	5.0 (127)	3.3 (84)	3.3 (84)

ORDERING INFORMATION

Change the letters in the sample model number below to specify the reservoir you want.

M476R E W

BOWL TYPE

- Polycarbonate 10 oz (0.3 l) bowl (**Standard**) M476R
(7970 drops) with manual vent and fill plug.
- Nylon Bowl 10 oz (0.3 l) bowl with manual vent and M476RN
fill plug.
- Polypropylene bowl, no fill plug, automatic vent M476RP

PORT TYPE

- 1/4 NPTF Leave Blank
- 1/4 BSPP W

OPTIONS (More than one option can be chosen. Add in alphabetical order.)

- None Leave Blank
- EPR O-rings E
- Q-Cap Q
(Cannot be ordered with option 'P' under **BOWL TYPE** section)
- No label U
- Viton O-rings V

† One drop = 1/30 cc. Capacity in drops is at 90% of full capacity.

SERV-OIL Reservoirs

Transparent container

M570R Models

Port Sizes: 1/4



Model Shown: M570-6R

Model Shown: M570-12R

Sight domes are available to vent air from the system, and to confirm visually the presence of oil. Pressure-fill systems should be vented, or use low velocity recirculation of the oil supply.

M570R transparent reservoirs are available in, 1-quart (960-ml), and 2-quart (1920-ml) capacities.

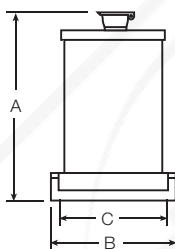
Level Switches. When the reservoir is located where the oil level cannot easily be determined visually, electrical oil level switches can be used. Both low-level and high-level switches are available. The switches can be connected to a remote electrical control for automatic filling.

Servo-Meters can be supplied with oil by pressure systems (**up to 30 psig**) or gravity systems, although gravity systems are generally preferred. Remote reservoirs should be connected to the bottom port of the **SERV-OIL** equipment with a minimum 5/16" I.D. line.

Stand-pipes should be installed from the top of the equipment and extend above the reservoir for gravity systems to prevent airlock of the Servo-Meters.

NOTE

For most applications Master Pneumatic recommends a light spindle oil that is not chemically aggressive. (150-1200 ssu viscosity).



RESERVOIR DIMENSIONS

Part No.	Capacity	Dimensions inches (mm)			
		A	B	C	Depth
M570-6R	1 quart	7.6 (193)	5.4 (137)	4.6 (117)	4.8 (122)
M570-12R	2 quarts	13.6 (345)	5.4 (137)	4.6 (117)	4.8 (122)

ORDERING INFORMATION

Change the letters in the sample model number below to specify the reservoir you want.

M570 - 6 R GG W

RESERVOIR SIZE

1 quart (960-ml), 25,400 drops 6
 2 quart (1920-ml), 50,800 drops 12

† One drop = 1/30 cc. Capacity in drops is at 90% of full capacity.

PORT TYPE

1/4 NPTF Leave Blank
 1/4 BSPP W

OPTIONS

None Leave blank
 Low level switch G
 High and low level switch GG

SERV-OIL Reservoirs

Metal container

473R, 477R, 479R Models

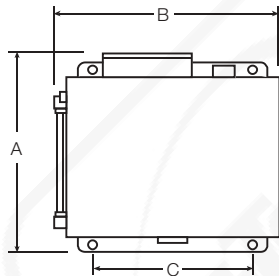
Port Sizes: 3/4



Model Shown: M473R

Servo-Meters can be supplied with oil by pressure systems (**up to 30 psig**) or gravity systems, although gravity systems are generally preferred. Remote reservoirs should be connected to the bottom port of the **SERV-OIL** equipment with a minimum 5/16" I.D. line.

Stand-pipes should be installed from the top of the equipment and extend above the reservoir for gravity systems to prevent airlock of the Servo-Meters.



RESERVOIR DIMENSIONS

Part No.	Capacity	Dimensions inches (mm)			
		A	B	C	Depth
473R	1 gallon (3.8 l)	9.9 (251)	10.9 (276)	8.0 (203)	6.1 (154)
477R	5 gallons (18.9 l)	17.9 (455)	14.9 (378)	12.0 (305)	6.1 (154)
479R	10 gallons (38-l)	25 (635)	16.9 (429)	13.5 (343)	7.1 (180)

NOTE

For most applications Master Pneumatic recommends a light spindle oil that is not chemically aggressive. (150-1200 ssu viscosity).

ORDERING INFORMATION

Change the letters in the sample model number below to specify the reservoir you want.

47 3 R G W

RESERVOIR SIZE

- 1 gallon (3.8 l), 102,000 drops 3
- 5 gallons (19 l), 508,000 drops 7
- 10 gallons (38 l), 1,020,000 drops .. 9

† One drop = 1/30 cc. Capacity in drops is at 90% of full capacity.

PORT TYPE

- 3/4 NPTF Leave Blank
- 3/4 BSPP W

OPTIONS

- None Leave blank
- Low level switch G
- High and low level switch GG