


MECAIR



บริษัท ฟลูเทค จำกัด
Flu-tech co.,ltd
Authorized Distributor



5"-10"

NON-IMMERSION HEADER TANKS

MECAIR - 5"-10"

NON-IMMERSION HEADER TANKS

PRODUCT LEAFLET

DESCRIPTION

Mecair manufactures a wide range of tanks for the pulse-jet dust collector filters, complying with the following European Directive: 97/23/CE (PED). Mecair also manufactures pressure vessels in accordance with the American Code, ASME VIII Div.1 ("U" and "UM" Stamp). Models of tanks manufactured are listed below as follows:

TANK TYPE A: with threaded stub pipes male Gas (for the 200 Series valves).

TANK TYPE B: with unthreaded stub pipes (for the 300 Series valves).

TANK TYPE D: with welded flanges (for the 600 and 700 Series valves).

HEADER TANK

The tanks manufactured by Mecair are designed for a maximum operating pressure of 8 bar. We suggest the installation of compressed-air filter units to ensure air supply is clean and dry. Tank diameters range from 5", 6", 8", 10", 12" to 14". All tanks are manufactured in accordance with the customer's requirements.

NOTE: add "F" at the end of the key for tank with flat end caps (only on request).

HOW TO CHOOSE THE DIAMETER OF YOUR TANK

The tank volume must be proportional to the output capacity of the installed diaphragm valve:

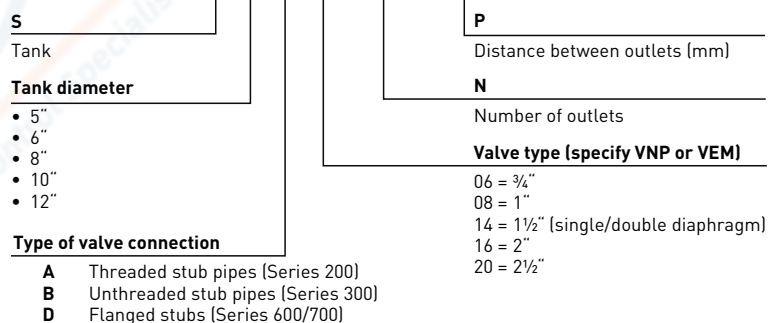
1. Choose your Mecair diaphragm valve, according to needs.
2. Define tank length.
3. Using the table below, select the right tank diameter.
4. Write down the tank code.

NOTE: The diaphragm valves mentioned in this publication refer to the specific Mecair products catalogue. (VEM: diaphragm valve with remote pilot. VNP: diaphragm valve with integrated pilot.)

VALVE TYPE	1 MT.	1.5 MT.	2 MT.	3 MT.	4 MT.	5 MT.
VEM/VNP 206 - 306	6"	5"	5"	5"	5"	5"
VEM/VNP 208 - 308	6"	6"	6"	5"	5"	5"
VEM/VNP 214 - 314 - 608 - 708	8"	8"	6"	6"	6"	5"
VEM/VNP 216 - 614 - 714	10"	10"	10"	8"	6"	6"
VEM/VNP 220 - 616 - 716			10"	10"	8"	8"

HOW TO ORDER

Part Number Code: **S 6 A 08 N12 P150**



MECAIR - 5"-10"

NON-IMMERSION HEADER TANKS

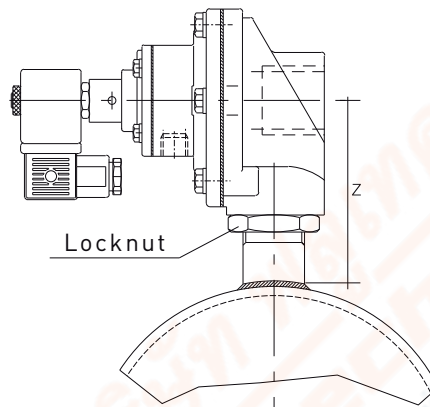
PRODUCT LEAFLET

TANK TYPE "A" WITH THREADED STUB PIPES GAS OR NPT MALE

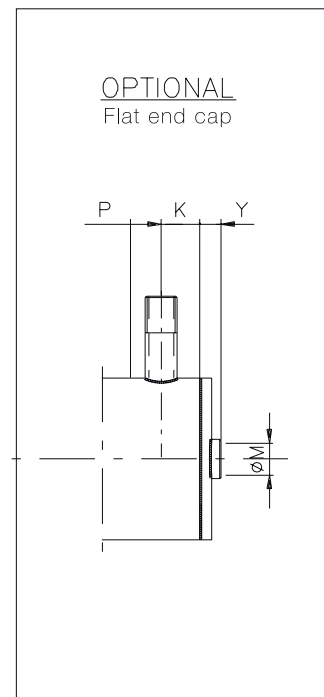
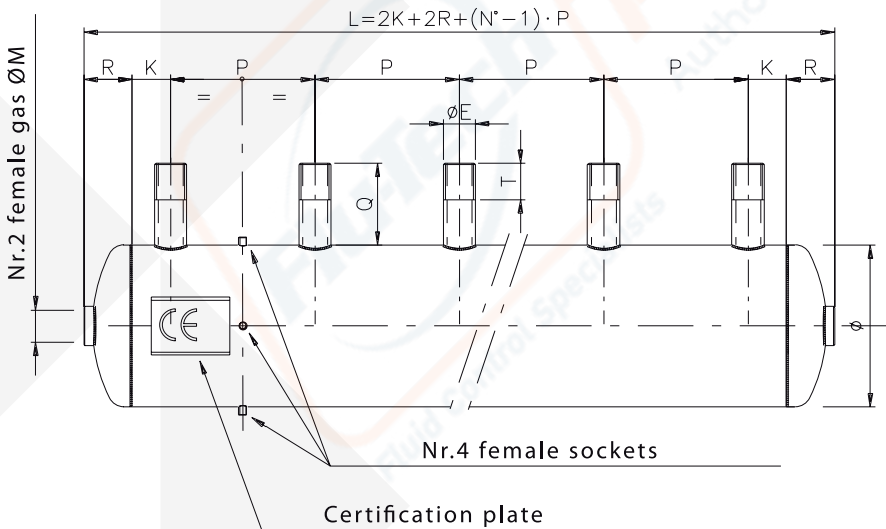
TANK type "A" with threaded stub pipe connections is suitable for mounting the 200 Series valves.

Available outlet diameters: 3/4", 1", 1 1/2", 2" and 2 1/2".

NOTE: Always use the locknut, position the valve, then tighten the locknut.



L	$2K + 2R + (\text{No.} - 1) \times P$
NO.	No. of connections
P	Distance between connections



Ø NOM.	Ø EXT.	NO. VALVES	Ø M	P MIN.	P	K MIN.	K	R	Y	Ø TANK	Ø E GAS	Q	T	Z (±1)
5"	141.3	*	1"	150	*	40*	*	50	15	5"/6"	3/4"	85	40	112
6"	168.3	*	1"	150	*	40*	*	50	15	5"/6"	1"	85	40	120
8"	219.1	*	1 1/2"	150	*	40*	*	70	18	5"/6"/8"	1 1/2"	85	40	136
10"	273.0	*	1 1/2"	280	*	65	*	90	18	8"	2"	85	40	150
										8"/10"	2 1/2"	85	40	175

* Dimensions to be set by designer.
Tanks are painted in light blue RAL 5012 [other colours optional].

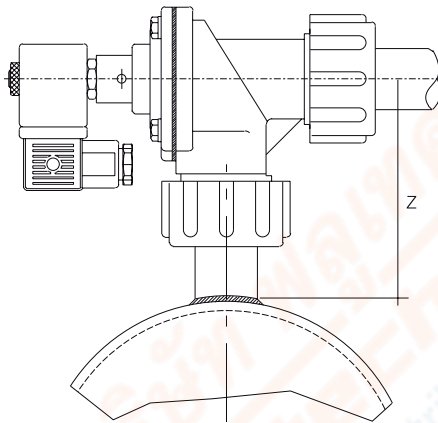
MECAIR - 5"-10"

NON-IMMERSION HEADER TANKS

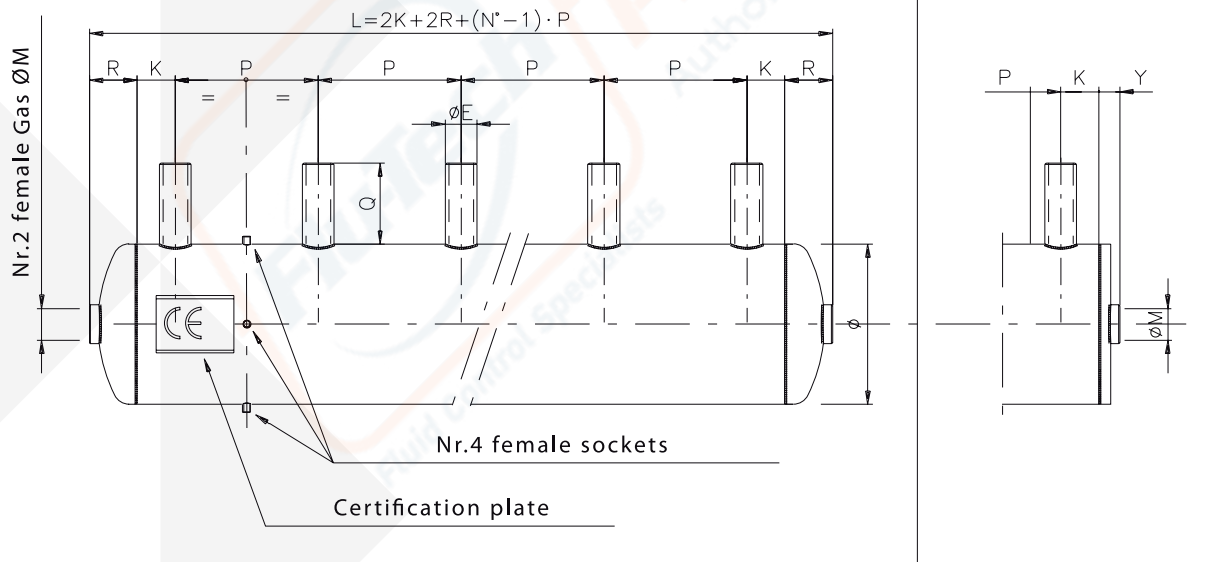
PRODUCT LEAFLET

TANK TYPE "B" WITH UNTHREADED STUB PIPES

TANK type "B" with unthreaded stub pipe connections is suitable for mounting the 300 Series valves. Available outlet diameters: 3/4", 1", 1 1/2".



L	$2K + 2R + (\text{No.} - 1) \times P$
NO.	No. of connections
P	Distance between connections



Ø NOM.	Ø EXT.	NO. VALVES	Ø M	P MIN.	P	K MIN.	K	R	Y	Ø TANK	Ø E GAS	Q	Z
5"	141.3	*	1"	150	*	40*	*	50	15	5"/6"	3/4"	85	125
6"	168.3	*	1"	150	*	40*	*	50	15	5"/6"	1"	85	133
8"	219.1	*	1 1/2"	150	*	40*	*	70	18	5"/6"/8"	1 1/2"	85	138
10"	273.0	*	1 1/2"	150	*	65	*	90	18				

* Dimensions to be set by designer.
Tanks are painted in light blue RAL 5012 [other colours optional].

MECAIR - 5"-10"

NON-IMMERSION HEADER TANKS

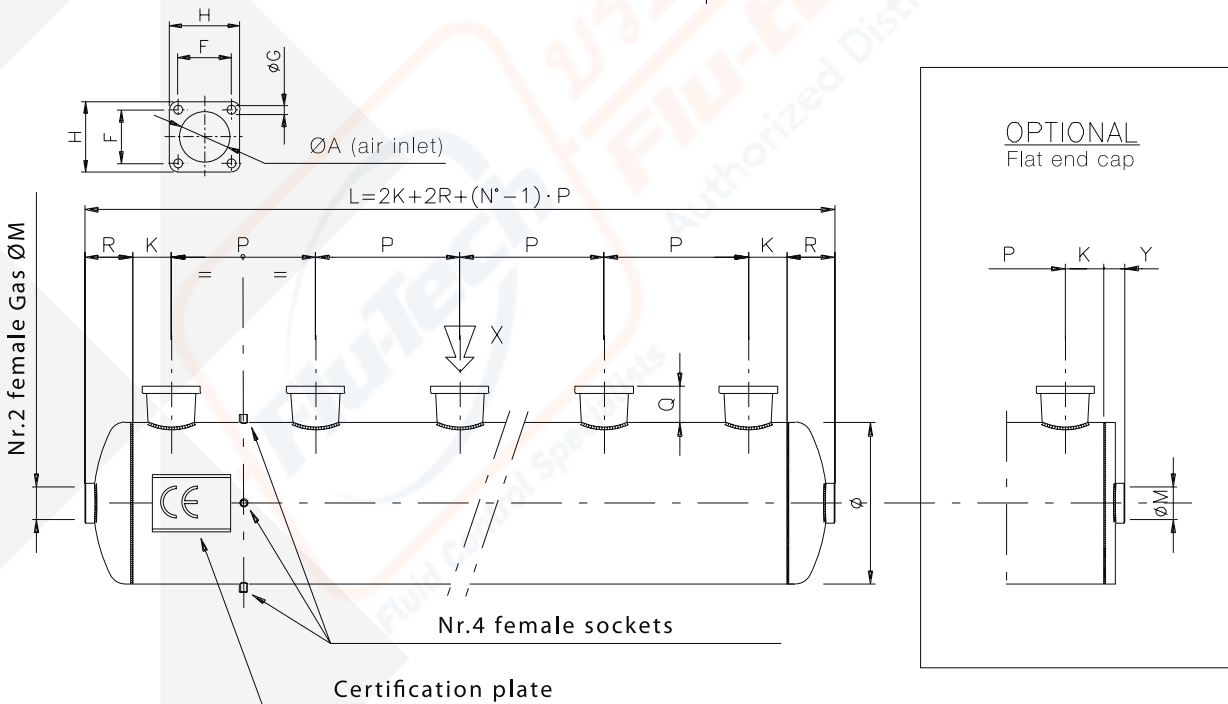
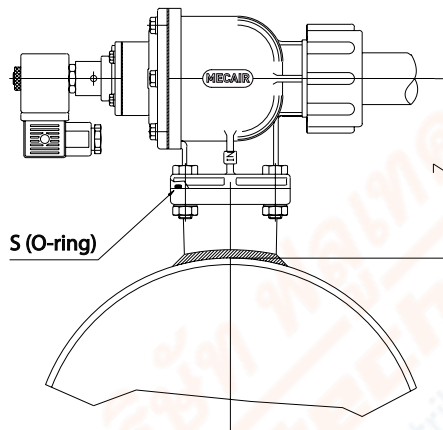
PRODUCT LEAFLET

TANK TYPE "D" WITH FLANGED STUB PIPES

TANK type "D" with flanged stub pipe connections is suitable for mounting the 600 and 700 Series valves. Full range of sizes available.

NOTE: Tank type "D" fully equipped with VNP series 600 and/or 700 valves.

L	$2K + 2R + (\text{No.} - 1) \times P$
NO.	No. of connections
P	Distance between connections



Ø NOM.	Ø EXT.	Ø M	P	K MIN.	R	Q
5"	141.3	1"	*	50	50	45
6"	168.3	1"	*	50	50	45
8"	219.1	1½"	*	50	70	45
10"	273.0	2"	*	50	100	48

FLANGE F	Ø G	H	Ø A	Z	S
FL08	60	9	83	2"	133
FL14	72	11.5	95	2½"	148
FL16	85	13.5	110	3"	162
FL20	94	13.5	120	3½"	177

* Dimensions to be set by designer.
Tanks are painted in light blue RAL 5012 [other colours optional].