

airtec

blue C-line

One-Touch Fitting Program 44-XP
Accessories

บริษัท ฟลูเทค จำกัด
FluTech CO., Ltd
Fluid Control Specialists



Air. Pressure. Motion.

Model	Page	Model	Page	Model	Page
 44-XPC	6	 44-XPB	12	 44-XPUC	18
 44-XPC-G	6	 44-XPB-2	12	 44-XPG	18
 44-XPOC	7	 44-XPB-3	13	 44-XPMM	18
 44-XPOC-G	7	 44-XPBF	13	 44-XPLM	18
 44-XPMF	8	 44-XPBF-G	14	 44-XPUL	19
 44-XPCF	8	 44-XPT	14	 44-XPUL	19
 44-XPL	9	 44-XPT-G	15	 44-XPUL	19
 44-XPL-G	9	 44-XPST	15	 44-XPUL	19
 44-XPLL	10	 44-XPST-G	16	 44-XPW	20
 44-XPLL-G	10	 44-XPWT	16	 44-XPW	20
 44-XPL45	11	 44-XPWT-G	17	 44-XPZA	20
 44-XPLF	11	 44-XPXT	17	 44-XPXG	20
				 44-XPKG	21

Table of contents



Model	Page	Model	Page	Model	Page
	44-XPGJ 21		44-XPT-C 25		44-XSCF 29
	44-XPLJ 21		44-XPST-C 25		44-XHVFS 30
	44-XPLJ45 22		44-XPUC-C 26		44-XHVSF 30
	44-XPBJ 22		44-XPMM-C 26		44-XHVFS-G 31
	44-XPDJ 22		44-XPUL-C 26		44-XHVSF-G 31
	44-XPP 22		44-XPUT-C 26		44-XHVFF 31
	44-XPYJ 23		44-XPUY-C 26		44-XHVSS 32
	44-XPXJ 23		44-XSC-H-O 27		44-XHVSS-G 32
	44-XPPF 23		44-XSC-H-I 27		44-XSPC-G 33
	44-XPC-C 24		44-XSC-H-O-G28 27		44-XSPL-G 33
	44-XPOC-C 24		44-XSC-H-I-G 28		44-XSPU 33
	44-XPL-C 24		44-XSC-O-G 29		44-XCVPC-G 34

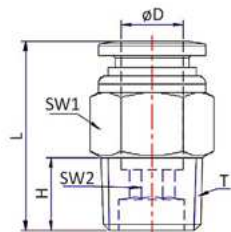
Model	Page	Model	Page	Model	Page
	44-XCVPC-B-G 34		40-503 39		40-251 42
	44-XCVPF-G 35		40-90 39		40-252 43
	44-XCVPF-B-G35 35		40-271 40		40-253 43
	44-XCVPU 35		40-272 40		40-254 43
	40-350 36		40-273 40		40-254-1 43
	40-351 36		40-274 41		40-PUN 44
	84-HSV 37		40-275 41		40-PA 44
	40-354 37		40-276 41		
	40-355 38		40-277 41		
	40-358 38		40-278 42		
	40-501 39		40-279 42		
	40-502 39		40-279-1 42		

Standard-system

44-XPC

Male straight

BSPT male thread, PTFE coated

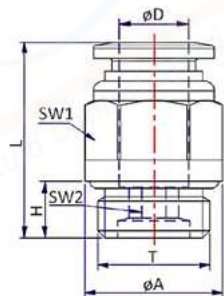


Model-no.	T	øD	L	H	SW1	SW2
44-XPC-184	R1/8	4	19.7	7.5	10	3
44-XPC-186	R1/8	6	20.6	7.5	12	4
44-XPC-188	R1/8	8	25.7	7.5	14	5
44-XPC-1810	R1/8	10	29.4	7.5	17	5
44-XPC-144	R1/4	4	18.2	9.5	14	3
44-XPC-146	R1/4	6	22.1	9.5	14	4
44-XPC-148	R1/4	8	24.7	9.5	14	5
44-XPC-1410	R1/4	10	30.9	9.5	17	6
44-XPC-1412	R1/4	12	33.2	9.5	21	6
44-XPC-386	R3/8	6	20.4	10.5	17	4
44-XPC-388	R3/8	8	21.7	10.5	17	6
44-XPC-3810	R3/8	10	28.4	10.5	17	8
44-XPC-3812	R3/8	12	30.2	10.5	21	8
44-XPC-3816	R3/8	16	38	10.5	24	8
44-XPC-128	R1/2	8	25.7	13.5	21	6
44-XPC-1210	R1/2	10	26.9	13.5	21	8
44-XPC-1212	R1/2	12	32.2	13.5	21	8
44-XPC-1216	R1/2	16	39.5	13.5	24	10

44-XPC-G

Male straight

male thread with O-ring

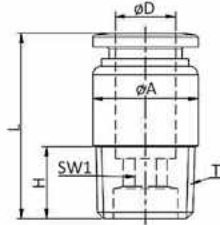


Model-no.	T	øD	L	H	SW1	SW2	øA
44-XPC-M54	M5	4	20.2	3.5	10	2	-
44-XPC-M56	M5	6	20.6	3.5	12	2	-
44-XPC-184-G	G1/8	4	19.2	5.5	10	3	14
44-XPC-186-G	G1/8	6	20.1	5.5	12	4	14
44-XPC-188-G	G1/8	8	24.7	5.5	14	4	14
44-XPC-1810-G	G1/8	10	27.4	5.5	17	4	14
44-XPC-144-G	G1/4	4	18.7	7.5	10	3	17
44-XPC-146-G	G1/4	6	21.6	7.5	12	4	17
44-XPC-148-G	G1/4	8	23.7	7.5	14	5	17
44-XPC-1410-G	G1/4	10	29.4	7.5	17	6	17
44-XPC-1412-G	G1/4	12	32.2	7.5	21	6	17
44-XPC-386-G	G3/8	6	20.1	7.5	12	4	20
44-XPC-388-G	G3/8	8	21.2	7.5	14	6	20
44-XPC-3810-G	G3/8	10	25.9	7.5	17	8	20
44-XPC-3812-G	G3/8	12	28.2	7.5	21	8	20
44-XPC-3816-G	G3/8	16	36	7.5	24	8	20
44-XPC-128-G	G1/2	8	23.7	10	14	6	24
44-XPC-1210-G	G1/2	10	25.9	10	17	8	24
44-XPC-1212-G	G1/2	12	30.7	10	20	8	24
44-XPC-1216-G	G1/2	16	38	10	24	10	24

44-XPOC

Male straight

with inside hexagon, BSPT male thread, PTFE coated

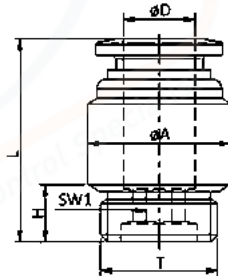


Model-no.	T	ϕD	L	H	SW1	ϕA
44-XPOC-184	R1/8	4	19.7	7.5	3	10
44-XPOC-186	R1/8	6	20.6	7.5	4	12
44-XPOC-188	R1/8	8	25.7	7.5	5	14
44-XPOC-1810	R1/8	10	28.4	7.5	5	17
44-XPOC-144	R1/4	4	18.2	9.5	3	13.5
44-XPOC-146	R1/4	6	19.1	9.5	4	13.5
44-XPOC-148	R1/4	8	24.7	9.5	5	14
44-XPOC-1410	R1/4	10	28.4	9.5	6	17
44-XPOC-1412	R1/4	12	33.2	9.5	6	20
44-XPOC-386	R3/8	6	19.1	10.5	4	17
44-XPOC-388	R3/8	8	20.7	10.5	6	17
44-XPOC-3810	R3/8	10	27.4	10.5	8	17
44-XPOC-3812	R3/8	12	30.2	10.5	8	20
44-XPOC-128	R1/2	8	23.2	13.5	6	21
44-XPOC-1210	R1/2	10	24.4	13.5	8	21
44-XPOC-1212	R1/2	12	32.2	13.5	8	21

44-XPOC-G

Male straight

with inside hexagon, male thread with O-ring



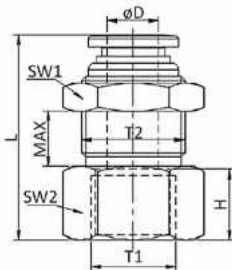
Model-no.	T	ϕD	L	H	SW1	ϕA
44-XPOC-M54	M5	4	20.2	3.5	2	10
44-XPOC-M56	M5	6	20.6	3.5	2	12
44-XPOC-184-G	G1/8	4	19.7	7.5	3	10
44-XPOC-186-G	G1/8	6	20.6	7.5	4	12
44-XPOC-188-G	G1/8	8	25.7	7.5	5	14
44-XPOC-1810-G	G1/8	10	28.4	7.5	5	17
44-XPOC-144-G	G1/4	4	18.2	9.5	3	13.5
44-XPOC-146-G	G1/4	6	19.1	9.5	4	13.5
44-XPOC-148-G	G1/4	8	24.7	9.5	5	14
44-XPOC-1410-G	G1/4	10	28.4	9.5	6	17
44-XPOC-1412-G	G1/4	12	33.2	9.5	6	20
44-XPOC-386-G	G3/8	6	19.1	10.5	4	17
44-XPOC-388-G	G3/8	8	20.7	10.5	6	17
44-XPOC-3810-G	G3/8	10	27.4	10.5	8	17
44-XPOC-3812-G	G3/8	12	30.2	10.5	8	20
44-XPOC-128-G	G1/2	8	23.2	13.5	6	21
44-XPOC-1210-G	G1/2	10	24.4	13.5	8	21
44-XPOC-1212-G	G1/2	12	32.2	13.5	8	21

Standard-system



44-XPMF-G

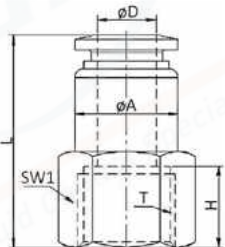
Bulk head
female thread



Model-no.	T1	ϕD	T2	L	H	SW1	SW2	MAX
44-XPMF-184-G	G1/8	4	M12x1.0	24.2	8.5	14	14	5.5
44-XPMF-186-G	G1/8	6	M14x1.0	24.6	8.5	17	17	7.5
44-XPMF-188-G	G1/8	8	M16x1.0	26.7	8.5	19	19	9.5
44-XPMF-1810-G	G1/8	10	M20x1.0	30.4	8.5	24	21	9.5
44-XPMF-144-G	G1/4	4	M12x1.0	26.7	11	14	17	5.5
44-XPMF-146-G	G1/4	6	M14x1.0	29.6	11	17	17	7.5
44-XPMF-148-G	G1/4	8	M16x1.0	32.2	11	19	19	9.5
44-XPMF-1410-G	G1/4	10	M20x1.0	31.9	11	24	21	9.5
44-XPMF-1412-G	G1/4	12	M22x1.0	34.2	11	26	24	9.5
44-XPMF-386-G	G3/8	6	M14x1.0	31.1	12	17	20	7.5
44-XPMF-388-G	G3/8	8	M16x1.0	34.7	12	19	20	9.5
44-XPMF-3810-G	G3/8	10	M20x1.0	32.9	12	24	21	9.5
44-XPMF-3812-G	G3/8	12	M22x1.0	35.2	12	26	24	9.5
44-XPMF-128-G	G1/2	8	M16x1.0	36.7	14	19	24	9.5
44-XPMF-1210-G	G1/2	10	M20x1.0	38.4	14	24	24	9.5
44-XPMF-1212-G	G1/2	12	M22x1.0	37.2	14	26	24	9.5

44-XPCF-G

Female straight
female thread

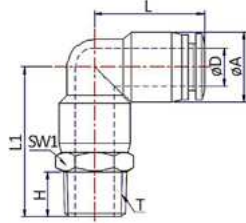


Model-no.	T	ϕD	L	H	ϕA	SW1
44-XPCF-184-G	G1/8	4	23.7	8.5	10	14
44-XPCF-186-G	G1/8	6	24.1	8.5	12	14
44-XPCF-188-G	G1/8	8	26.2	8.5	14	14
44-XPCF-1810-G	G1/8	10	27.9	8.5	17	17
44-XPCF-144-G	G1/4	4	26.2	11	10	17
44-XPCF-146-G	G1/4	6	26.6	11	12	17
44-XPCF-148-G	G1/4	8	28.7	11	14	17
44-XPCF-1410-G	G1/4	10	31.4	11	17	17
44-XPCF-1412-G	G1/4	12	33.7	11	20	20
44-XPCF-386-G	G3/8	6	27.6	12	12	20
44-XPCF-388-G	G3/8	8	29.7	12	14	20
44-XPCF-3810-G	G3/8	10	32.4	12	17	20
44-XPCF-3812-G	G3/8	12	34.7	12	20	20
44-XPCF-128-G	G1/2	8	31.7	14	14	24
44-XPCF-1210-G	G1/2	10	34.4	14	17	24
44-XPCF-1212-G	G1/2	12	36.7	14	20	24

44-XPL

Elbow

rotatable, BSPT male thread, PTFE coated

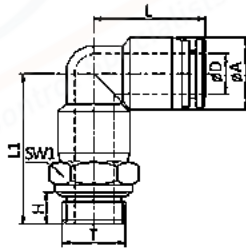


Model-no.	T	øD	L	H	L1	øA	SW1
44-XPL-184	R1/8	4	18.8	7.5	25	11.3	10
44-XPL-186	R1/8	6	19.3	7.5	19.7	13.3	10
44-XPL-188	R1/8	8	22.8	7.5	29.5	15	14
44-XPL-1810	R1/8	10	28	7.5	34.3	18.7	17
44-XPL-144	R1/4	4	18.8	9.5	28	11.3	14
44-XPL-146	R1/4	6	19.3	9.5	28.5	13.3	14
44-XPL-148	R1/4	8	22.8	9.5	31.5	15	14
44-XPL-1410	R1/4	10	28	9.5	36.3	18.7	17
44-XPL-1412	R1/4	12	29.8	9.5	38.5	21.3	21
44-XPL-386	R3/8	6	19.3	10.5	30	13.3	17
44-XPL-388	R3/8	8	22.8	10.5	33	15	17
44-XPL-3810	R3/8	10	28	10.5	37.3	18.7	17
44-XPL-3812	R3/8	12	29.8	10.5	39.5	21.3	21
44-XPL-3816	R3/8	16	33	10.5	44	26.5	24
44-XPL-128	R1/2	8	22.8	13.5	36.5	15	21
44-XPL-1210	R1/2	10	28	13.5	40.8	18.7	21
44-XPL-1212	R1/2	12	29.8	13.5	42.5	21.3	21
44-XPL-1216	R1/2	16	33	13.5	47	26.5	24

44-XPL-G

Elbow

rotatable, male thread with O-ring



Model-no.	T	øD	L	H	L1	øA	SW1
44-XPL-M54	M5	4	18.1	3.5	19.2	10.8	10
44-XPL-M56	M5	6	19.3	3.5	21.2	13.3	12
44-XPL-184-G	G1/8	4	18.1	5.5	17.7	10.8	10
44-XPL-186-G	G1/8	6	19.3	5.5	19.7	13.3	10
44-XPL-188-G	G1/8	8	22.8	5.5	29	15	14
44-XPL-1810-G	G1/8	10	28	5.5	33.8	18.7	17
44-XPL-144-G	G1/4	4	18.8	6.5	28	11.3	17
44-XPL-146-G	G1/4	6	19.3	6.5	20.7	13.3	17
44-XPL-148-G	G1/4	8	22.8	6.5	31.5	15	17
44-XPL-1410-G	G1/4	10	28	7.5	35.8	18.7	17
44-XPL-1412-G	G1/4	12	29.8	7.5	38	21.3	21
44-XPL-386-G	G3/8	6	19.3	7.5	29	13.3	20
44-XPL-388-G	G3/8	8	22.8	7.5	32	15	20
44-XPL-3810-G	G3/8	10	28	7.5	36.3	18.7	20
44-XPL-3812-G	G3/8	12	29.8	7.5	38	21.3	21
44-XPL-3816-G	G3/8	16	34	7.5	42.5	26.5	24
44-XPL-128-G	G1/2	8	22.8	10	34.5	15	24
44-XPL-1210-G	G1/2	10	28	10	38.8	18.7	24
44-XPL-1212-G	G1/2	12	29.8	10	40.5	21.3	24
44-XPL-1216-G	G1/2	16	34	10	44.5	26.5	24

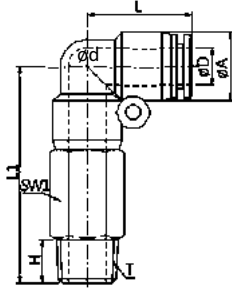
Standard-system



44-XPLL

Elbow

rotatable, long version, BSPT male thread, PTFE coated

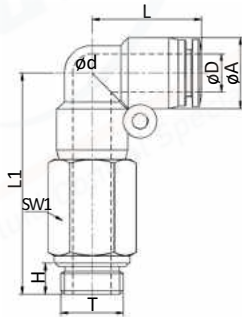


Model-no.	T	øD	L	H	L1	øA	SW1	ød
44-XPLL-184	R1/8	4	18.8	7.5	37	11.3	10	3.2
44-XPLL-186	R1/8	6	19.3	7.5	40	13.3	12	3.2
44-XPLL-188	R1/8	8	22.8	7.5	45	15	14	3.2
44-XPLL-1810	R1/8	10	28	7.5	54.3	18.7	17	4.2
44-XPLL-144	R1/4	4	18.8	9.5	40	11.3	14	3.2
44-XPLL-146	R1/4	6	19.3	9.5	42.5	13.3	14	3.2
44-XPLL-148	R1/4	8	22.8	9.5	47	15	14	3.2
44-XPLL-1410	R1/4	10	28	9.5	56.3	18.7	17	4.2
44-XPLL-1412	R1/4	12	29.8	9.5	61.5	21.3	21	4.2
44-XPLL-386	R3/8	6	19.3	10.5	44	13.3	17	3.2
44-XPLL-388	R3/8	8	22.8	10.5	48	15	17	3.2
44-XPLL-3810	R3/8	10	28	10.5	57.3	18.7	17	4.2
44-XPLL-3812	R3/8	12	29.8	10.5	62.5	21.3	21	4.2
44-XPLL-128	R1/2	8	22.8	10	52	15	24	3.2
44-XPLL-1210	R1/2	10	28	10	60.8	18.7	24	4.2
44-XPLL-1212	R1/2	12	29.8	10	65.5	21.3	24	4.2

44-XPLL-G

Elbow

rotatable, long version, male thread with O-ring

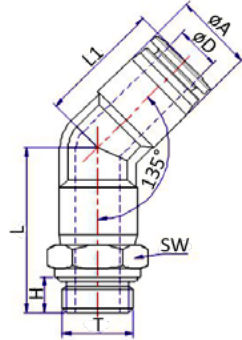


Model-no.	T	øD	L	H	L1	øA	SW1	ød
44-XPLL-M54	M5	4	18.8	3.5	34	11.3	10	3.2
44-XPLL-M56	M5	6	19.3	3.5	37.5	13.3	12	3.2
44-XPLL-184-G	G1/8	4	18.8	5.5	37.5	11.3	14	3.2
44-XPLL-186-G	G1/8	6	19.3	5.5	40	13.3	14	3.2
44-XPLL-188-G	G1/8	8	22.8	5.5	44.5	15	14	3.2
44-XPLL-1810-G	G1/8	10	28	5.5	53.8	18.7	17	4.2
44-XPLL-144-G	G1/4	4	18.8	7.5	40	11.3	17	3.2
44-XPLL-146-G	G1/4	6	19.3	7.5	42.5	13.3	17	3.2
44-XPLL-148-G	G1/4	8	22.8	7.5	47	15	17	3.2
44-XPLL-1410-G	G1/4	10	28	7.5	55.8	18.7	17	4.2
44-XPLL-1412-G	G1/4	12	29.8	7.5	61	21.3	21	4.2
44-XPLL-386-G	G3/8	6	19.3	7.5	43	13.3	20	3.2
44-XPLL-388-G	G3/8	8	22.8	7.5	47.5	15	20	3.2
44-XPLL-3810-G	G3/8	10	28	7.5	56.3	18.7	20	4.2
44-XPLL-3812-G	G3/8	12	29.8	7.5	61	21.3	21	4.2
44-XPLL-128-G	G1/2	8	22.8	10	50	15	24	3.2
44-XPLL-1210-G	G1/2	10	28	10	58.8	18.7	24	4.2
44-XPLL-1212-G	G1/2	12	29.8	10	63.5	21.3	24	4.2

44-XPL45-G

Elbow, 45°

rotatable, male thread with O-ring

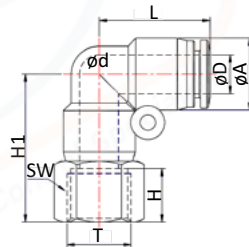


Model-no.	T	øD	H	øA	L	L1	SW
44-XPL45-184-G	G1/8	4	5.5	11.3	25.5	18.8	14
44-XPL45-186-G	G1/8	6	5.5	13.3	26	19.3	14
44-XPL45-188-G	G1/8	8	5.5	15	29	22.8	14
44-XPL45-1810-G	G1/8	10	5.5	18.7	33.8	28	17
44-XPL45-144-G	G1/4	4	7.5	11.3	28	18.8	17
44-XPL45-146-G	G1/4	6	7.5	13.3	28.5	19.3	17
44-XPL45-148-G	G1/4	8	7.5	15	31.5	22.8	17
44-XPL45-1410-G	G1/4	10	7.5	18.7	35.8	28	17
44-XPL45-1412-G	G1/4	12	7.5	21.3	38	29.8	21
44-XPL45-386-G	G3/8	6	7.5	13.3	29	19.3	20
44-XPL45-388-G	G3/8	8	7.5	15	32	22.8	20
44-XPL45-3810-G	G3/8	10	7.5	18.7	36.3	28	20
44-XPL45-3812-G	G3/8	12	7.5	21.3	38	29.8	21
44-XPL45-128-G	G1/2	8	10	15	34.5	22.8	24
44-XPL45-1210-G	G1/2	10	10	18.7	38.8	28	24
44-XPL45-1212-G	G1/2	12	10	21.3	40.5	29.8	24

44-XPLF-G

Female elbow

rotatable, female thread



Model-no.	T	øD	øA	L	H1	H	SW	ød
44-XPLF-M54-G	M5	4	11.3	18.8	18.5	5.5	10	3.2
44-XPLF-M56-G	M5	6	11.3	18.8	18.5	6	10	3.2
44-XPLF-184-G	G1/8	4	11.3	18.8	24.5	8.5	14	3.2
44-XPLF-186-G	G1/8	6	13.3	19.3	25	8.5	14	3.2
44-XPLF-188-G	G1/8	8	15	22.8	23	8.5	14	3.2
44-XPLF-1810-G	G1/8	10	18.7	28	27.3	8.5	17	4.2
44-XPLF-144-G	G1/4	4	11.4	18.8	27	11	17	3.2
44-XPLF-146-G	G1/4	6	13.3	19.3	27.5	11	17	3.2
44-XPLF-148-G	G1/4	8	15	22.8	30.5	11	17	3.2
44-XPLF-1410-G	G1/4	10	18.7	28	33.3	11	17	4.2
44-XPLF-1412-G	G1/4	12	21.3	29.8	30	11	21	4.2
44-XPLF-386-G	G3/8	6	13.3	19.3	29	12	20	3.2
44-XPLF-388-G	G3/8	8	15	22.8	32	12	20	3.2
44-XPLF-3810-G	G3/8	10	18.7	28	36.3	12	20	4.2
44-XPLF-3812-G	G3/8	12	21.3	29.8	38	12	21	4.2
44-XPLF-128-G	G1/2	8	15	22.8	34	14	24	3.2
44-XPLF-1210-G	G1/2	10	18.7	28	38.3	15	24	4.2
44-XPLF-1212-G	G1/2	12	21.3	29.8	40	14	24	4.2

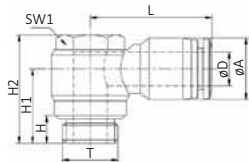
Standard-system



44-XPB-G

Male banjo elbow

rotatable, male thread with O-ring

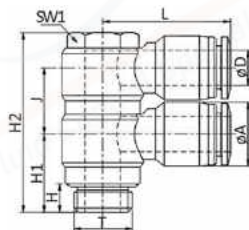


Model-no.	T	øD	H	H1	H2	A	L	SW1
44-XPB-M54	M5	4	3.5	10.7	17.3	11.3	20.6	8
44-XPB-M56	M5	6	3.5	11.5	17.3	13.3	22	8
44-XPB-184-G	G1/8	4	5.5	15	23.5	11.3	22.6	12
44-XPB-186-G	G1/8	6	5.5	15	23.5	13.3	23.5	12
44-XPB-188-G	G1/8	8	5.5	15.7	23.5	15	25.6	12
44-XPB-1810-G	G1/8	10	5.5	18	23.5	18.7	30.5	12
44-XPB-144-G	G1/4	4	7.5	17.8	26.5	11.3	25.2	14
44-XPB-146-G	G1/4	6	7.5	17.2	26.5	13.3	25	14
44-XPB-148-G	G1/4	8	7.5	18.5	26.5	15	28.6	14
44-XPB-1410-G	G1/4	10	7.5	20.5	26.5	18.7	32.8	14
44-XPB-1412-G	G1/4	12	7.5	21.8	26.5	21.3	33.6	14
44-XPB-386-G	G3/8	6	7.5	19	32	13.3	26.8	19
44-XPB-388-G	G3/8	8	7.5	19	32	15	29.3	19
44-XPB-3810-G	G3/8	10	7.5	21	32	18.7	33.2	19
44-XPB-3812-G	G3/8	12	7.5	22.2	32	21.3	35.8	19
44-XPB-128-G	G1/2	8	10	25	38.5	15	32.3	24
44-XPB-1210-G	G1/2	10	10	25.2	38.5	18.7	36.2	24
44-XPB-1212-G	G1/2	12	10	26.5	38.5	21.3	36.8	24

44-XPB-2-G

Male banjo elbow, double

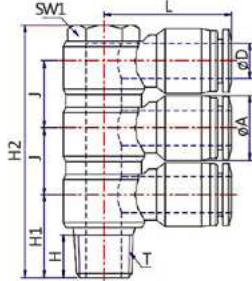
rotatable, male thread with O-ring



Model-no.	T	øD	H	H1	H2	A	L	J	SW1
44-XPB-2-184-G	G1/8	4	5.5	14	38.2	11.3	22.6	15	12
44-XPB-2-186-G	G1/8	6	5.5	14	38.2	13.3	23.5	15	12
44-XPB-2-188-G	G1/8	8	5.5	15	38.2	15	25.6	15	12
44-XPB-2-1810-G	G1/8	10	5.5	16.8	42.2	18.7	30.5	19	12
44-XPB-2-144-G	G1/4	4	7.5	17.3	41.3	11.3	25.2	15	14
44-XPB-2-146-G	G1/4	6	7.5	17.3	41.3	13.3	25	15	14
44-XPB-2-148-G	G1/4	8	7.5	18.3	41.3	15	28.6	15	14
44-XPB-2-1410-G	G1/4	10	7.5	20	47.8	18.7	32.8	21.5	14
44-XPB-2-1412-G	G1/4	12	7.5	21.5	47.8	21.3	33.6	21.5	14
44-XPB-2-386-G	G3/8	6	7.5	19	48.7	13.3	26.8	15.7	19
44-XPB-2-388-G	G3/8	8	7.5	19	48.7	15	29.3	15.7	19
44-XPB-2-3810-G	G3/8	10	7.5	21	54.2	18.7	33.2	21.5	19
44-XPB-2-3812-G	G3/8	12	7.5	22	54.2	21.3	35.8	21.5	19
44-XPB-2-128-G	G1/2	8	10	24.5	60.5	15	32.3	21.5	24
44-XPB-2-1210-G	G1/2	10	10	25	60.5	18.7	36.2	21.5	24
44-XPB-2-1212-G	G1/2	12	10	26	60.5	21.3	36.8	21.5	24

44-XPB-3-G

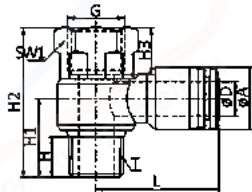
Male banjo elbow, triple
rotatable, male thread with O-ring



Model-no.	T	øD	H	H1	H2	A	L	J	SW1
44-XPB-3-184-G	G1/8	4	5.5	14	53	11.3	22.6	15	12
44-XPB-3-186-G	G1/8	6	5.5	14	53	13.3	23.5	15	12
44-XPB-3-188-G	G1/8	8	5.5	15	53	15	25.6	15	12
44-XPB-3-1810-G	G1/8	10	5.5	16.8	63	18.7	30.5	19	12
44-XPB-3-144-G	G1/4	4	7.5	17.3	56.5	11.3	25.2	15	14
44-XPB-3-146-G	G1/4	6	7.5	17.3	56.5	13.3	25	15	14
44-XPB-3-148-G	G1/4	8	7.5	18.3	56.5	15	28.6	15	14
44-XPB-3-1410-G	G1/4	10	7.5	20	69.5	18.7	32.8	21.5	14
44-XPB-3-1412-G	G1/4	12	7.5	21.5	69.5	21.3	33.6	21.5	14
44-XPB-3-386-G	G3/8	6	7.5	19	65.3	13.3	26.8	15.7	19
44-XPB-3-388-G	G3/8	8	7.5	19	65.3	15	29.3	15.7	19
44-XPB-3-3810-G	G3/8	10	7.5	21	78	18.7	33.2	21.5	19
44-XPB-3-3812-G	G3/8	12	7.5	22	78	21.3	35.8	21.5	19
44-XPB-3-128-G	G1/2	8	10	24.5	82.5	15	32.3	22	24
44-XPB-3-1210-G	G1/2	10	10	25	82.5	18.7	36.2	22	24
44-XPB-3-1212-G	G1/2	12	10	26	82.5	21.3	36.8	22	24

44-XPBF

Banjo elbow
rotatable, male and female BSPT male thread, male thread PTFE coated



Model-no.	T	øD	G	H	H1	H2	H3	A	L	SW1
44-XPBF-184	R1/8	4	G1/8	7.5	15	30	8.5	11.3	22.5	14
44-XPBF-186	R1/8	6	G1/8	7.5	15	30	8.5	13.3	23.5	14
44-XPBF-188	R1/8	8	G1/8	7.5	15.7	30	8.5	15	25.6	14
44-XPBF-1810	R1/8	10	G1/8	7.5	18	30	8.5	18.7	30.5	14
44-XPBF-144	R1/4	4	G1/4	9.5	16.8	35	11	11.3	25.2	17
44-XPBF-146	R1/4	6	G1/4	9.5	16.2	35	11	13.3	25	17
44-XPBF-148	R1/4	8	G1/4	9.5	17.5	35	11	15	28.6	17
44-XPBF-1410	R1/4	10	G1/4	9.5	19.5	35	11	18.7	32.8	17
44-XPBF-1412	R1/4	12	G1/4	9.5	20.8	35	11	21.3	33.6	17
44-XPBF-386	R3/8	6	G3/8	10.5	19	40	12	13.3	26.8	20
44-XPBF-388	R3/8	8	G3/8	10.5	19	40	12	15	29.3	20
44-XPBF-3810	R3/8	10	G3/8	10.5	21	40	12	18.7	33.2	20
44-XPBF-3812	R3/8	12	G3/8	10.5	22.2	40	12	21.3	35.8	20
44-XPBF-128	R1/2	8	G1/2	13.5	24	47.5	14	15	32.3	24
44-XPBF-1210	R1/2	10	G1/2	13.5	24.2	47.5	14	18.7	36.2	24
44-XPBF-1212	R1/2	12	G1/2	13.5	25.5	47.5	14	21.3	36.8	24

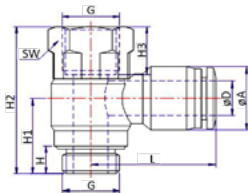
Standard-system



44-XPHF-G

Banjo elbow

rotatable, male and female thread, male thread with O-ring

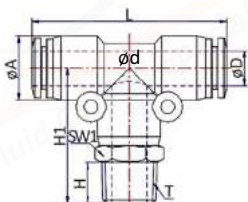


Model-no.	G	øD	H	H1	H2	H3	A	L	SW1
44-XPHF-M54	M5	4	3.5	12	17.5	5.5	11.3	20.5	8
44-XPHF-M56	M5	6	3.5	12	17.5	5.5	13.3	22	8
44-XPHF-184-G	G1/8	4	5.5	15	30	8.5	11.3	22.6	14
44-XPHF-186-G	G1/8	6	5.5	15	30	8.5	13.3	23.5	14
44-XPHF-188-G	G1/8	8	5.5	15.7	30	8.5	15	25.6	14
44-XPHF-1810-G	G1/8	10	5.5	18	30	8.5	18.7	30.5	14
44-XPHF-144-G	G1/4	4	7.5	17.8	35	11	11.3	25.2	17
44-XPHF-146-G	G1/4	6	7.5	17.2	35	11	13.3	25	17
44-XPHF-148-G	G1/4	8	7.5	18.5	35	11	15	28.6	17
44-XPHF-1410-G	G1/4	10	7.5	20.5	35	11	18.7	32.8	17
44-XPHF-1412-G	G1/4	12	7.5	21.8	35	11	21.3	33.6	17
44-XPHF-386-G	G3/8	6	7.5	19	40	12	13.3	26.8	20
44-XPHF-388-G	G3/8	8	7.5	19	40	12	15	29.3	20
44-XPHF-3810-G	G3/8	10	7.5	21	40	12	18.7	33.2	20
44-XPHF-3812-G	G3/8	12	7.5	22.2	40	12	21.3	35.8	20
44-XPHF-128-G	G1/2	8	10	25	47.5	14	15	32.3	24
44-XPHF-1210-G	G1/2	10	10	25.2	47.5	14	18.7	36.2	24
44-XPHF-1212-G	G1/2	12	10	26.5	47.5	14	21.3	36.8	24

44-XPT

Male straight, union T

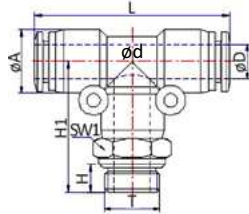
rotatable, BSPT male thread, PTFE coated



Model-no.	T	øD	H	H1	A	L	SW1	ød
44-XPT-184	R1/8	4	7.5	25	11.3	37.6	10	3.2
44-XPT-186	R1/8	6	7.5	26	13.3	38.6	12	3.2
44-XPT-188	R1/8	8	7.5	29.5	15	45.6	14	3.2
44-XPT-1810	R1/8	10	7.5	35	18.7	57.4	17	4.2
44-XPT-144	R1/4	4	9.5	28	11.3	37.6	14	3.2
44-XPT-146	R1/4	6	9.5	28.5	13.3	38.6	14	3.2
44-XPT-148	R1/4	8	9.5	31.5	15	45.6	14	3.2
44-XPT-1410	R1/4	10	9.5	37	18.7	57.5	17	4.2
44-XPT-1412	R1/4	12	9.5	38.5	21.3	59.6	21	4.2
44-XPT-386	R3/8	6	10.5	30	13.3	38.6	17	3.2
44-XPT-388	R3/8	8	10.5	33	15	45.6	17	3.2
44-XPT-3810	R3/8	10	10.5	38	18.7	57.4	17	4.2
44-XPT-3812	R3/8	12	10.5	39.5	21.3	59.6	21	4.2
44-XPT-3816	R3/8	16	10.5	44	26.5	66	24	-
44-XPT-128	R1/2	8	13.5	36.5	15	45.6	21	3.2
44-XPT-1210	R1/2	10	13.5	41.5	18.7	57.4	21	4.2
44-XPT-1212	R1/2	12	13.5	42.5	21.3	59.6	21	4.2
44-XPT-1216	R1/2	16	13.5	47	26.5	66	24	-

44-XPT-G

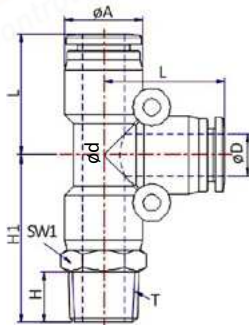
Male straight, union T
rotatable, male thread with O-ring



Model-no.	T	ϕD	H	H1	A	L	SW1	ϕd
44-XPT-M54	M5	4	3.5	22	11.3	37.6	10	3.2
44-XPT-M56	M5	6	3.5	23	13.3	38.6	10	3.2
44-XPT-184-G	G1/8	4	5.5	25.5	11.3	37.6	14	3.2
44-XPT-186-G	G1/8	6	5.5	26	13.3	38.6	14	3.2
44-XPT-188-G	G1/8	8	5.5	29	15	45.6	14	3.2
44-XPT-1810-G	G1/8	10	5.5	34.5	18.7	57.4	17	4.2
44-XPT-144-G	G1/4	4	7.5	28	11.3	37.6	17	3.2
44-XPT-146-G	G1/4	6	7.5	28.5	13.3	38.6	17	3.2
44-XPT-148-G	G1/4	8	7.5	31.5	15	45.6	17	3.2
44-XPT-1410-G	G1/4	10	7.5	36.5	18.7	57.4	17	4.2
44-XPT-1412-G	G1/4	12	7.5	38	21.3	59.6	21	4.2
44-XPT-386-G	G3/8	6	7.5	29	13.3	38.6	20	3.2
44-XPT-388-G	G3/8	8	7.5	32	15	45.6	20	3.2
44-XPT-3810-G	G3/8	10	7.5	37	18.7	57.4	20	4.2
44-XPT-3812-G	G3/8	12	7.5	38	21.3	59.6	21	4.2
44-XPT-3816-G	G3/8	16	7.5	42.5	26.5	65	24	-
44-XPT-128-G	G1/2	8	10	34.5	15	45.6	24	3.2
44-XPT-1210-G	G1/2	10	10	39.5	18.7	57.4	24	4.2
44-XPT-1212-G	G1/2	12	10	40.5	21.3	59.6	24	4.2
44-XPT-1216-G	G1/2	16	10	44.5	26.5	65	24	-

44-XPST

Male run T
rotatable, BSPT male thread, PTFE coated



Model-no.	T	ϕD	H	H1	A	L	SW1	ϕd
44-XPST-184	R1/8	4	7.5	25	11.3	18.8	10	3.2
44-XPST-186	R1/8	6	7.5	26	13.3	19.3	12	3.2
44-XPST-188	R1/8	8	7.5	29.5	15	22.8	14	3.2
44-XPST-1810	R1/8	10	7.5	35	18.7	28.7	17	4.2
44-XPST-144	R1/4	4	9.5	28	11.3	18.8	14	3.2
44-XPST-146	R1/4	6	9.5	28.5	13.3	19.3	14	3.2
44-XPST-148	R1/4	8	9.5	31.5	15	22.8	14	3.2
44-XPST-1410	R1/4	10	9.5	37	18.7	28.7	17	4.2
44-XPST-1412	R1/4	12	9.5	38.5	21.3	29.8	21	4.2
44-XPST-386	R3/8	6	10.5	30	13.3	19.3	17	3.2
44-XPST-388	R3/8	8	10.5	33	15	22.8	17	3.2
44-XPST-3810	R3/8	10	10.5	38	18.7	28.7	17	4.2
44-XPST-3812	R3/8	12	10.5	39.5	21.3	29.8	21	4.2
44-XPST-128	R1/2	8	13.5	36.5	15	22.8	21	3.2
44-XPST-1210	R1/2	10	13.5	41.5	18.7	28.7	21	4.2
44-XPST-1212	R1/2	12	13.5	42.5	21.3	29.8	21	4.2

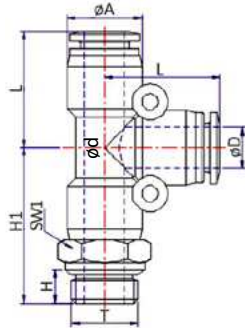
Standard-system



44-XPST-G

Male run T

rotatable, male thread with O-ring

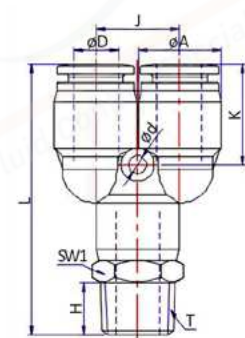


Model-no.	T	ϕD	H	H1	A	L	SW1	ϕd
44-XPST-M54	M5	4	3.5	22	11.3	18.8	10	3.2
44-XPST-M56	M5	6	3.5	23	13.3	19.3	10	3.2
44-XPST-184-G	G1/8	4	5.5	25.5	11.3	18.8	14	3.2
44-XPST-186-G	G1/8	6	5.5	26	13.3	19.3	14	3.2
44-XPST-188-G	G1/8	8	5.5	29	15	22.8	14	3.2
44-XPST-1810-G	G1/8	10	5.5	34.5	18.7	28.7	17	4.2
44-XPST-144-G	G1/4	4	7.5	28	11.3	18.8	17	3.2
44-XPST-146-G	G1/4	6	7.5	28.5	13.3	19.3	17	3.2
44-XPST-148-G	G1/4	8	7.5	31.5	15	22.8	17	3.2
44-XPST-1410-G	G1/4	10	7.5	36.5	18.7	28.7	17	4.2
44-XPST-1412-G	G1/4	12	7.5	38	21.3	29.8	21	4.2
44-XPST-386-G	G3/8	6	7.5	29	13.3	19.3	20	3.2
44-XPST-388-G	G3/8	8	7.5	32	15	22.8	20	3.2
44-XPST-3810-G	G3/8	10	7.5	37	18.7	28.7	20	4.2
44-XPST-3812-G	G3/8	12	7.5	38	21.3	29.8	21	4.2
44-XPST-128-G	G1/2	8	10	34.5	15	22.8	24	3.2
44-XPST-1210-G	G1/2	10	10	39.5	18.7	28.7	24	4.2
44-XPST-1212-G	G1/2	12	10	40.5	21.3	29.8	24	4.2

44-XPWT

Male Y

rotatable, BSPT male thread, PTFE coated

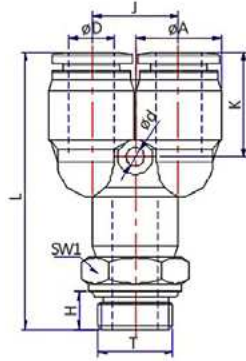


Model-no.	T	ϕD	H	A	L	J	ϕd	K	SW1
44-XPWT-184	R1/8	4	7.5	11.3	42.3	11	3.2	14.3	10
44-XPWT-186	R1/8	6	7.5	13.3	43.8	13	3.2	14.8	12
44-XPWT-188	R1/8	8	7.5	15	47.1	15	3.2	18.2	14
44-XPWT-1810	R1/8	10	7.5	18.7	56.7	18	4.2	21.2	17
44-XPWT-144	R1/4	4	9.5	11.3	45.3	11	3.2	14.3	14
44-XPWT-146	R1/4	6	9.5	13.3	46.3	13	3.2	14.8	14
44-XPWT-148	R1/4	8	9.5	15	49.1	15	3.2	18.2	14
44-XPWT-1410	R1/4	10	9.5	18.7	58.7	18	4.2	21.2	17
44-XPWT-1412	R1/4	12	9.5	21.3	62.3	21	4.2	21.8	21
44-XPWT-386	R3/8	6	10.5	13.3	47.8	13	3.2	14.8	17
44-XPWT-388	R3/8	8	10.5	15	50.6	15	3.2	18.2	17
44-XPWT-3810	R3/8	10	10.5	18.7	59.7	18	4.2	21.2	17
44-XPWT-3812	R3/8	12	10.5	21.3	63.3	21	4.2	21.8	21
44-XPWT-128	R1/2	8	13.5	15	54.1	15	3.2	18.2	21
44-XPWT-1210	R1/2	10	13.5	18.7	63.2	18	4.2	21.2	21
44-XPWT-1212	R1/2	12	13.5	21.3	66.3	21	4.2	21.8	21

44-XPWT-G

Male Y

rotatable, male thread with O-ring

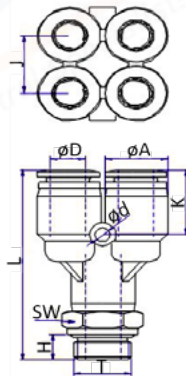


Model-no.	T	ϕD	H	A	L	J	ϕd	K	SW1
44-XPWT-M54	M5	4	3.5	11.3	39.3	11	3.2	14.3	10
44-XPWT-M56	M5	6	3.5	13.3	40.8	13	3.2	14.8	12
44-XPWT-184-G	G1/8	4	5.5	11.3	42.8	11	3.2	14.3	14
44-XPWT-186-G	G1/8	6	5.5	13.3	43.8	13	3.2	14.8	14
44-XPWT-188-G	G1/8	8	5.5	15	46.6	15	3.2	18.2	14
44-XPWT-1810-G	G1/8	10	5.5	18.7	56.2	18	4.2	21.2	17
44-XPWT-144-G	G1/4	4	7.5	11.3	45.3	11	3.2	14.3	17
44-XPWT-146-G	G1/4	6	7.5	13.3	46.3	13	3.2	14.8	17
44-XPWT-148-G	G1/4	8	7.5	15	49.1	15	3.2	18.2	17
44-XPWT-1410-G	G1/4	10	7.5	18.7	58.2	18	4.2	21.2	17
44-XPWT-1412-G	G1/4	12	7.5	21.3	61.8	21	4.2	21.8	21
44-XPWT-386-G	G3/8	6	7.5	13.3	46.8	13	3.2	14.8	20
44-XPWT-388-G	G3/8	8	7.5	15	49.6	15	3.2	18.2	20
44-XPWT-3810-G	G3/8	10	7.5	18.7	58.7	18	4.2	21.2	20
44-XPWT-3812-G	G3/8	12	7.5	21.3	61.8	21	4.2	21.8	21
44-XPWT-128-G	G1/2	8	10	15	52.1	15	3.2	18.2	24
44-XPWT-1210-G	G1/2	10	10	18.7	61.2	18	4.2	21.2	24
44-XPWT-1212-G	G1/2	12	10	21.3	64.3	21	4.2	21.8	24

44-XPXT-G

Male Y, multiple

rotatable, male thread with O-ring



Model-no.	T	ϕD	H	A	L	J	K	ϕd	SW
44-XPXT-184-G	G1/8	4	5.5	11.3	43	11	15	3.2	14
44-XPXT-186-G	G1/8	6	5.5	13.3	46.5	13	15.5	3.2	14
44-XPXT-188-G	G1/8	8	5.5	15	47.5	15	16.5	3.2	14
44-XPXT-144-G	G1/4	4	7.5	11.3	45.5	11	15	3.2	17
44-XPXT-146-G	G1/4	6	7.5	13.3	49	13	15.5	3.2	17
44-XPXT-148-G	G1/4	8	7.5	15	50	15	16.5	3.2	17
44-XPXT-386-G	G3/8	6	7.5	13.3	49.5	13	15.5	3.2	20
44-XPXT-388-G	G3/8	8	7.5	15	50.5	15	16.5	3.2	20
44-XPXT-126-G	G1/2	6	10	13.3	52	13	15.5	3.2	24
44-XPXT-128-G	G1/2	8	10	15	53	15	16.5	3.2	24

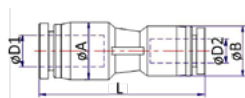
Standard-system

44-XPUC Union straight



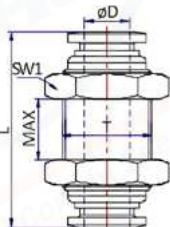
Model-no.	ϕD	ϕA	L
44-XPUC-40	4	11.3	33.6
44-XPUC-60	6	13	35.1
44-XPUC-80	8	15	39.1
44-XPUC-100	10	18.7	48.6
44-XPUC-120	12	21.3	49.6
44-XPUC-160	16	26.5	50.5

44-XPG Union straight, reducer



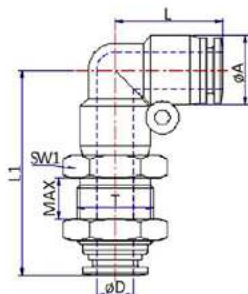
Model-no.	$\phi D1$	$\phi D2$	ϕA	ϕB	L
44-XPG-6040	6	4	13	11.3	34
44-XPG-8040	8	4	14.5	13	37
44-XPG-8060	8	6	14.5	13	37
44-XPG-10060	10	6	18.7	14.5	43
44-XPG-10080	10	8	18.7	14.5	43
44-XPG-12080	12	8	21.3	18.7	48
44-XPG-120100	12	10	21.3	18.7	48
44-XPG-160120	16	12	26.6	26.5	50.5

44-XPMM Union bulk head



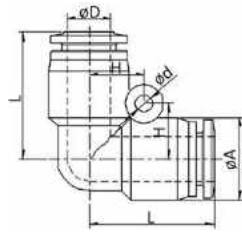
Model-no.	ϕD	T	L	MAX	SW1
44-XPMM-40	4	M12x1	30.1	13	14
44-XPMM-60	6	M14x1	31.2	12.5	17
44-XPMM-80	8	M16x1	34.9	12.5	19
44-XPMM-100	10	M20x1	40	13.5	24
44-XPMM-120	12	M22x1	45	19	26

44-XPLM Elbow bulk head



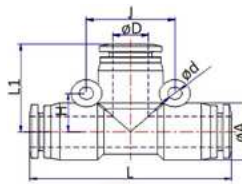
Xrt.-Nr.	ϕD	ϕA	T	L	L1	MAX	SW1
44-XPLM-40	4	11.3	M12x1	18.8	31	6	14
44-XPLM-60	6	13.3	M14x1	19.3	34	7	17
44-XPLM-80	8	15	M16x1	22.8	41	7.5	19
44-XPLM-100	10	18.7	M20x1	28	47	9	24
44-XPLM-120	12	21.3	M22x1	29.8	49	10	26

44-XPUL Union elbow



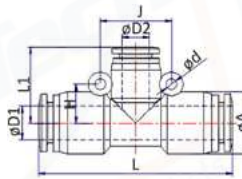
Model-no.	ϕD	ϕA	H	L	ϕd
44-XPUL-40	4	11.3	7	18.8	3.2
44-XPUL-60	6	13.3	8	19.3	3.2
44-XPUL-80	8	15	10	22.8	3.2
44-XPUL-100	10	18.7	12	28	4.2
44-XPUL-120	12	21.3	13.5	29.8	4.2
44-XPUL-160	16	26.5	15	33.5	5.2

44-XPUT Union T



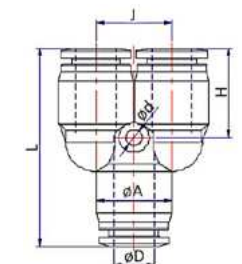
Model-no.	ϕD	ϕA	H	L	L1	J	ϕd
44-XPUT-40	4	11.3	7	37.6	18.8	14	3.2
44-XPUT-60	6	13.3	8	38.6	19.3	16	3.2
44-XPUT-80	8	15	10	45.6	22.8	18	3.2
44-XPUT-100	10	18.7	12	57.4	28.7	24	4.2
44-XPUT-120	12	21.3	13.5	59.6	29.8	27	4.2
44-XPUT-160	16	26.5	15	65	32.5	30	5.2

44-XPGT Union T, reducer



Model-no.	$\phi D1$	$\phi D2$	ϕA	H	L	L1	J	ϕd
44-XPGT-406040	4	6	13.3	8	38.6	19.3	16	3.2
44-XPGT-604060	6	4	13.3	8	38.6	19.3	16	3.2
44-XPGT-608060	6	8	15	9	45.6	22.3	18	3.2
44-XPGT-806080	8	6	15	9	45.6	22.3	18	3.2
44-XPGT-8010080	8	10	18.7	12	57.4	27.8	24	4.2
44-XPGT-10060100	10	6	18.7	12	57.4	27.3	24	4.2
44-XPGT-10080100	10	8	18.7	12	57.4	27.8	24	4.2
44-XPGT-100120100	10	12	21.3	13.5	59.6	29.7	27	4.2
44-XPGT-12080120	12	8	21.3	13.5	59.6	28.8	27	4.2
44-XPGT-120100120	12	10	21.3	13.5	59.6	29.7	27	4.2
44-XPGT-160120160	16	12	26.5	15	65	32.5	30	5.2

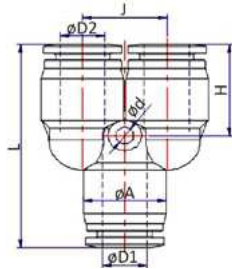
44-XPY Union Y



Model-no.	ϕD	ϕA	H	L	J	ϕd
44-XPY-40	4	11.3	14.3	36.1	11	3.2
44-XPY-60	6	13.3	14.8	37.1	13	3.2
44-XPY-80	8	15	18.2	40.4	15	3.2
44-XPY-100	10	18.7	21.2	50.4	18	4.2
44-XPY-120	12	21.3	21.8	53.6	21	4.2
44-XPY-160	16	26.5	22.5	58.5	25	4.2

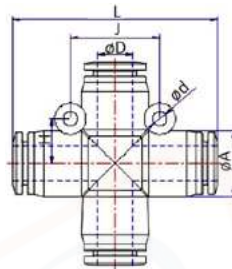
Standard-system

44-XPW Union Y, reducer



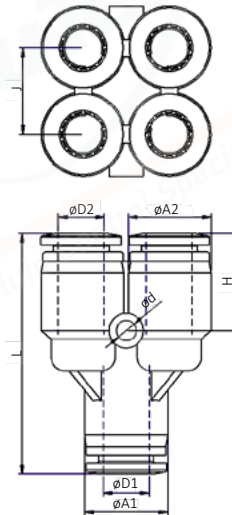
Model-no.	$\phi D1$	$\phi D2$	ϕA	H	L	J	ϕd
44-XPW-6040	6	4	13.3	14.8	37.1	13	3.2
44-XPW-8040	8	4	15	17.7	40	13	3.2
44-XPW-8060	8	6	15	17.7	40	15	3.2
44-XPW-10060	10	6	18.7	19.8	49.2	15	4.2
44-XPW-10080	10	8	18.7	20.3	49.5	18	4.2
44-XPW-12080	12	8	21.3	20.8	52.6	21	4.2
44-XPW-120100	12	10	21.3	21.7	53.6	21	4.2

44-XPZA Union X

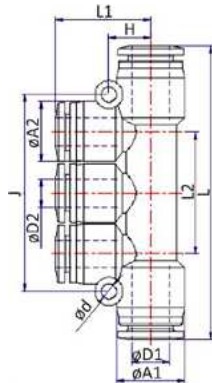


Model-no.	ϕD	ϕA	H	L	J	ϕd
44-XPZA-40	4	11.3	7	37.6	14	3.2
44-XPZA-60	6	13.3	8	38.6	16	3.2
44-XPZA-80	8	15	9	45.6	18	3.2
44-XPZA-100	10	18.7	12	57.4	24	4.2
44-XPZA-120	12	21.3	13.5	59.6	27	4.2

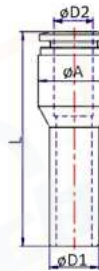
44-XPXG Union Y, multiple



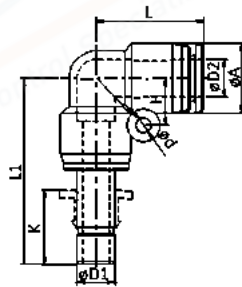
Model-no.	$\phi D1$	$\phi D2$	$\phi A1$	$\phi A2$	H	L	J	ϕd
44-XPXG-6040	6	4	13.3	11.3	15	36.5	11	3.2
44-XPXG-80	8	8	14.8	14.8	16.5	41	15	3.2
44-XPXG-8040	8	4	14.8	11.3	15	38.5	11	3.2
44-XPXG-8060	8	6	14.8	13.3	15.5	40	13	3.2

44-XPKG
Union T, multiple


Model-no.	øD1	øD2	øA1	øA2	H	L	L1	L2	J	ød
44-XPKG-40	4	4	13.3	11.3	9	57.6	19	22	36	3.2
44-XPKG-60	6	6	15	13.3	10	61.6	20.5	26	42	3.2
44-XPKG-80	8	8	18.7	15	13	81.6	24	30	48	4.2
44-XPKG-100	10	10	21.3	18.7	14	93.4	28.5	36	60.5	4.2
44-XPKG-6040	6	4	13.3	11.3	9	57.6	19	22	36	3.2
44-XPKG-8040	8	4	15	13.3	10	61.6	20.5	26	42	3.2
44-XPKG-8060	8	6	15	13.3	10	61.6	20.5	26	42	3.2
44-XPKG-10060	10	6	18.7	15	13	83.4	23.5	30	48	4.2
44-XPKG-10080	10	8	18.7	15	13	83.4	24	30	48	4.2

44-XPJG
Plug-in reducer


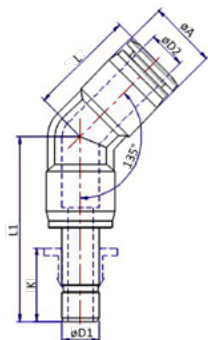
Model-no.	øD1	øD2	L	øA
44-XPJG-6040	6	4	36.5	11
44-XPJG-8040	8	4	36.5	11
44-XPJG-8060	8	6	39	13
44-XPJG-10060	10	6	38.5	13
44-XPJG-10080	10	8	44	14.5
44-XPJG-12080	12	8	43	14.5
44-XPJG-120100	12	10	50	18.5

44-XPLJ
Plug-in elbow


Model-no.	øD1	øD2	øA	H	L	L1	K	ød
44-XPLJ-40	4	4	11.3	7	18.8	35	13	3.2
44-XPLJ-60	6	6	13.3	8	19.3	35.5	13	3.2
44-XPLJ-80	8	8	15	10	22.8	39.5	14	3.2
44-XPLJ-100	10	10	18.7	12	28	46.8	17	4.2
44-XPLJ-120	12	12	21.3	13.5	29.8	51.5	19	4.2
44-XPLJ-6040	6	4	11.3	7	18.8	35	13	3.2
44-XPLJ-8060	8	6	13.3	8	19.3	36.5	14	3.2
44-XPLJ-10080	10	8	15	10	22.8	42.5	17	3.2
44-XPLJ-120100	12	10	18.7	12	28	49.8	19	4.2

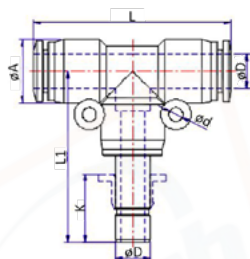
Standard-system

44-XPLJ45 Plug-in elbow 45°



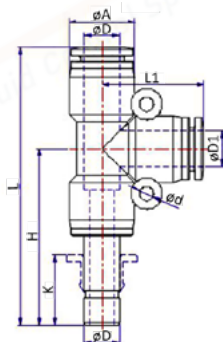
Model-no.	$\phi D1$	$\phi D2$	ϕA	L	L1	K
44-XPLJ45-40	4	4	11.3	18.8	35	13
44-XPLJ45-60	6	6	13.3	19.3	35.5	13
44-XPLJ45-80	8	8	15	22.8	39.5	14
44-XPLJ45-100	10	10	18.7	28	46.8	17
44-XPLJ45-120	12	12	21.3	29.8	51.5	19
44-XPLJ45-6040	6	4	11.3	18.8	35	13
44-XPLJ45-8060	8	6	13.3	19.3	36.5	14
44-XPLJ45-10080	10	8	15	22.8	42.5	17
44-XPLJ45-120100	12	10	18.7	28	49.8	19

44-XPBJ Plug-in T



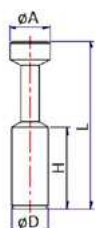
Model-no.	$\phi D1$	$\phi D2$	ϕA	L	L1	K	ϕd
44-XPBJ-40	4	4	11.3	37.6	35	13	3.2
44-XPBJ-60	6	6	13.3	38.6	35.5	13	3.2
44-XPBJ-80	8	8	15	45.6	39.5	14	3.2
44-XPBJ-100	10	10	18.7	57.4	46.8	17	4.2
44-XPBJ-120	12	12	21.3	59.6	51.5	19	4.2
44-XPBJ-6040	6	4	11.3	37.6	35	13	3.2
44-XPBJ-8060	8	6	13.3	38.6	36.5	14	3.2
44-XPBJ-10080	10	8	15	45.6	42.5	17	3.2
44-XPBJ-120100	12	10	18.7	57.4	49.8	19	4.2

44-XPDJ Plug-in run T

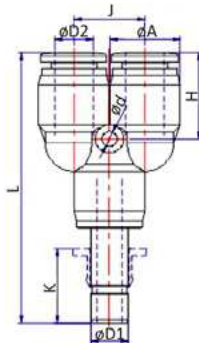


Model-no.	ϕD	$\phi D1$	ϕA	L	L1	K	H	ϕd
44-XPDJ-40	4	4	11.3	53.8	18.8	13	35	3.2
44-XPDJ-60	6	6	13.3	54.8	19.3	13	36.5	3.2
44-XPDJ-80	8	8	15	62.3	22.8	14	39.5	3.2
44-XPDJ-100	10	10	18.7	76.2	28	17	46.8	4.2
44-XPDJ-120	12	12	21.3	81.3	29.8	19	51.5	4.2
44-XPDJ-6040	6	4	13.3	54.8	19.3	13	36.5	3.2
44-XPDJ-8060	8	6	15	62.3	22.8	14	39.5	3.2
44-XPDJ-10080	10	8	18.7	76.2	28	17	46.8	4.2
44-XPDJ-120100	12	10	21.3	81.3	29.8	19	51.5	4.2

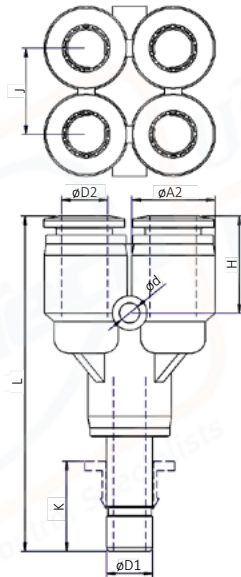
44-XPP Plug



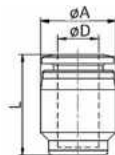
Model-no.	ϕD	ϕA	H	L
44-XPP-40	4	5	15	28
44-XPP-60	6	7	17	33
44-XPP-80	8	9	18	37
44-XPP-100	10	11	20.5	42
44-XPP-120	12	13	23	44

44-XPYJ
Plug-in Y


Model-no.	$\phi D1$	$\phi D2$	ϕA	H	L	J	K	ϕd
44-XPYJ-40	4	4	11.3	14.3	52.3	11	13	3.2
44-XPYJ-60	6	6	13.3	14.8	53.3	13	13	3.2
44-XPYJ-80	8	8	15	18.2	57.1	15	14	3.2
44-XPYJ-100	10	10	18.7	21.2	69.2	18	17	4.2
44-XPYJ-120	12	12	21.3	21.8	75.3	21	19	4.2
44-XPYJ-6040	6	4	11.3	14.3	52.3	11	13	3.2
44-XPYJ-8060	8	6	13.3	14.8	53.3	13	14	3.2
44-XPYJ-10080	10	8	15	18.2	60.1	15	17	3.2
44-XPYJ-120100	12	10	18.7	21.2	72.2	18	19	4.2

44-XPXJ
Plug-in Y, multiple


Model-no.	$\phi D1$	$\phi D2$	ϕA	L	J	K	H	ϕd
44-XPXJ-40	4	4	11.3	53.5	11	13	15	3.2
44-XPXJ-6040	6	4	11.3	53	11	13	15	3.2
44-XPXJ-8040	8	4	11.3	54.5	11	14	15	3.2
44-XPXJ-8060	8	6	13.3	58	13	17	15.5	3.2
44-XPXJ-80	8	8	14.8	59	15	19	16.5	3.2
44-XPXJ-10040	10	4	11.3	60.5	11	13	15	3.2
44-XPXJ-10060	10	6	13.3	62	13	14	15.4	3.2
44-XPXJ-10080	10	8	14.8	63	15	17	16.5	3.2

44-XPPF
End-cap


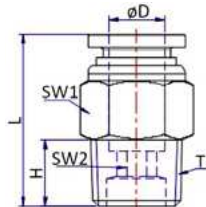
Model-no.	ϕD	ϕA	L
44-XPPF-40	4	11.3	17.5
44-XPPF-60	6	13.3	17.7
44-XPPF-80	8	15	21.5
44-XPPF-100	10	18.7	25
44-XPPF-120	12	21.3	26

Mini-system

44-XPC-C

Male straight

male thread with O-ring, R1/8 BSPT male thread, PTFE coated

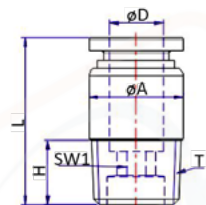


Model-no.	ϕD	T	L	H	SW1	SW2
44-XPC-M33-C	3	M3	15	3.5	8	-
44-XPC-M34-C	4	M3	17.5	3.5	8	-
44-XPC-M53-C	3	M5	16	3.5	8	2
44-XPC-M54-C	4	M5	18.5	3.5	8	2
44-XPC-M56-C	6	M5	18	3.5	10	2
44-XPC-183-C	3	R1/8	15	7.5	10	2
44-XPC-184-C	4	R1/8	16	7.5	10	3
44-XPC-186-C	6	R1/8	18.5	7.5	10	4

44-XPOC-C

Male straight, with inside hexagon

male thread with O-ring, R1/8 BSPT male thread, PTFE coated

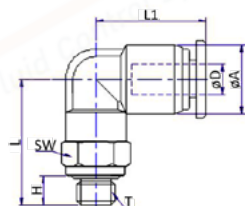


Model-no.	ϕD	T	ϕA	L	H	SW1
44-XPOC-M33-C	3	M3	6.5	15	3.5	-
44-XPOC-M34-C	4	M3	8	17.5	3.5	-
44-XPOC-M53-C	3	M5	7	16	3.5	2
44-XPOC-M54-C	4	M5	8	18.5	3.5	2
44-XPOC-M56-C	6	M5	10	18	3.5	2
44-XPOC-184-C	4	R1/8	10	16	7.5	3
44-XPOC-186-C	6	R1/8	10	18.5	7.5	4

44-XPL-C

Elbow

rotatable, male thread with O-ring, R1/8 BSPT male thread, PTFE coated

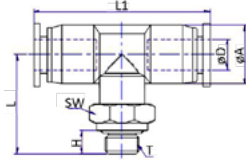


Model-no.	ϕD	T	ϕA	L	L1	H	SW
44-XPL-M33-C	3	M3	7.5	16	12	3.5	8
44-XPL-M34-C	4	M3	9.5	17	14	3.5	8
44-XPL-M53-C	3	M5	7.5	16	12	3.5	8
44-XPL-M54-C	4	M5	9.5	17	14	3.5	8
44-XPL-M56-C	6	M5	11.5	17	16	3.5	8
44-XPL-M74-C	4	M7	9.5	18	14	4.5	10
44-XPL-M76-C	6	M7	11.5	18	16	4.5	10
44-XPL-184-C	4	R1/8	9.5	18	14	7.5	10
44-XPL-186-C	6	R1/8	11.5	18	16	7.5	10

44-XPT-C

Male straight, union T

rotatable, male thread with O-ring, R1/8 BSPT male thread, PTFE coated

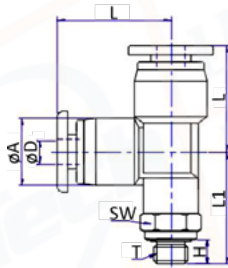


Model-no.	øD	T	øA	L	L1	H	SW
44-XPT-M33-C	3	M3	7.5	16	24	3.5	8
44-XPT-M34-C	4	M3	9.5	17	28	3.5	8
44-XPT-M53-C	3	M5	7.5	16	24	3.5	8
44-XPT-M54-C	4	M5	9.5	17	28	3.5	8
44-XPT-M56-C	6	M5	11.5	17	32	3.5	8
44-XPT-M74-C	4	M7	9.5	18	28	4.5	10
44-XPT-M76-C	6	M7	11.5	18	32	4.5	10
44-XPT-184-C	4	R1/8	9.5	18	28	7.5	10
44-XPT-186-C	6	R1/8	11.5	18	32	7.5	10

44-XPST-C

Male run T

rotatable, male thread with O-ring, R1/8 BSPT male thread, PTFE coated



Model-no.	øD	T	øA	L	L1	H	SW
44-XPST-M33-C	3	M3	7.5	16	12	3.5	8
44-XPST-M34-C	4	M3	9.5	17	14	3.5	8
44-XPST-M53-C	3	M5	7.5	16	12	3.5	8
44-XPST-M54-C	4	M5	9.5	17	14	3.5	8
44-XPST-M56-C	6	M5	11.5	17	16	3.5	8
44-XPST-M74-C	4	M7	9.5	18	14	4.5	10
44-XPST-M76-C	6	M7	11.5	18	16	4.5	10
44-XPST-184-C	4	R1/8	9.5	18	14	7.5	10
44-XPST-186-C	6	R1/8	11.5	18	16	7.5	10

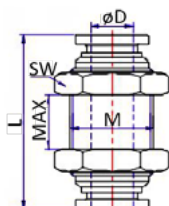
Mini-system

44-XPUC-C Union straight, Union straight reducer



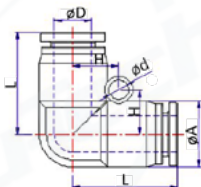
Model-no.	ϕD	$\phi D1$	ϕA	L
44-XPUC-30-C	3	3	21	7.5
44-XPUC-40-C	4	4	26.5	9.5
44-XPUC-60-C	6	6	27.5	11.5
44-XPUC-40-30-C	4	3	26.5	9.5
44-XPUC-60-40-C	6	4	27.5	11.5

44-XPMM-C Union bulk head



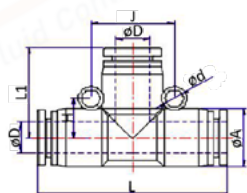
Model-no.	ϕD	M	MAX	L	SW
44-XPMM-03-C	3	M8	5	20	10
44-XPMM-04-C	4	M10	8	25	12
44-XPMM-06-C	6	M12	8	25	14

44-XPUL-C Union elbow



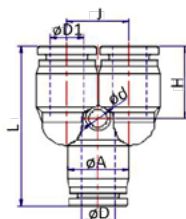
Model-no.	ϕD	ϕA	ϕd	H	L
44-XPUL-03-C	3	7.5	3.2	4.8	12
44-XPUL-04-C	4	9.5	3.2	6	14
44-XPUL-06-C	6	11.5	3.2	6.5	16

44-XPUT-C Union T



Model-no.	ϕD	ϕA	ϕd	J	H	L	L1
44-XPUT-03-C	3	7.5	3.2	9.6	4.8	24	12
44-XPUT-04-C	4	9.5	3.2	12	6	28	14
44-XPUT-06-C	6	11.5	3.2	13	6.5	32	16

44-XPUY-C Union Y, Union Y reducer

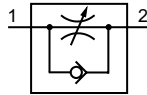
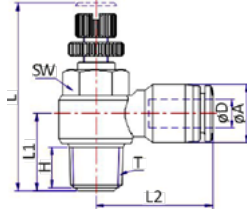


Model-no.	ϕD	$\phi D1$	ϕA	ϕd	J	H	L
44-XPUY-03-C	3	3	7.5	3.2	7.8	9.5	22.7
44-XPUY-04-C	4	4	9.5	3.2	9.2	12	28
44-XPUY-06-C	6	6	11.5	3.2	11	12	30
44-XPUY-06-04-C	6	4	11.5	3.2	11	12	30

44-XSC-H-O

Flow-regulator, outlet

with external adjusting screw, BSPT male thread, PTFE coated



1 - thread

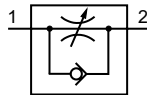
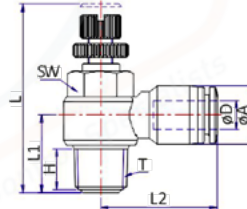
2 - push in

Model-no.	T	øD	øA	L _(max)	L1	L2	H	SW
44-XSC-H-184-O	R1/8	4	11.3	42	14	23.5	6.4	12
44-XSC-H-186-O	R1/8	6	13.3	42	14	23.5	6.4	12
44-XSC-H-188-O	R1/8	8	15	42	14.5	26.5	6.4	12
44-XSC-H-1810-O	R1/8	10	18.7	42	17.5	30.3	6.4	12
44-XSC-H-144-O	R1/4	4	11.3	48	18	25.5	10	14
44-XSC-H-146-O	R1/4	6	13.3	48	18	25.4	10	14
44-XSC-H-148-O	R1/4	8	15	48	19	29	10	14
44-XSC-H-1410-O	R1/4	10	18.7	48	20	32.8	10	14
44-XSC-H-1412-O	R1/4	12	21.3	48	20	33.5	10	14
44-XSC-H-386-O	R3/8	6	13.3	53	20.5	29.5	11.4	19
44-XSC-H-388-O	R3/8	8	15	53	20.5	29.5	11.4	19
44-XSC-H-3810-O	R3/8	10	18.7	53	22.5	33	11.4	19
44-XSC-H-3812-O	R3/8	12	21.3	53	24	35.5	11.4	19
44-XSC-H-128-O	R1/2	8	15	61	25.5	32.5	14	24
44-XSC-H-1210-O	R1/2	10	18.7	61	25.5	36	14	24
44-XSC-H-1212-O	R1/2	12	21.3	61	30	36.5	14	24

44-XSC-H-I

Flow-regulator, inlet

with external adjusting screw, BSPT male thread, PTFE coated



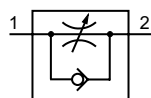
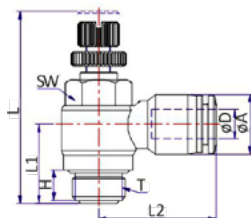
1 - push in

2 - thread

Model-no.	T	øD	øA	L _(max)	L1	L2	H	SW
44-XSC-H-184-I	R1/8	4	11.3	42	14	23.5	6.4	12
44-XSC-H-186-I	R1/8	6	13.3	42	14	23.5	6.4	12
44-XSC-H-188-I	R1/8	8	15	42	14.5	26.5	6.4	12
44-XSC-H-1810-I	R1/8	10	18.7	42	17.5	30.3	6.4	12
44-XSC-H-144-I	R1/4	4	11.3	48	18	25.5	10	14
44-XSC-H-146-I	R1/4	6	13.3	48	18	25.4	10	14
44-XSC-H-148-I	R1/4	8	15	48	19	29	10	14
44-XSC-H-1410-I	R1/4	10	18.7	48	20	32.8	10	14
44-XSC-H-1412-I	R1/4	12	21.3	48	20	33.5	10	14
44-XSC-H-386-I	R3/8	6	13.3	53	20.5	29.5	11.4	19
44-XSC-H-388-I	R3/8	8	15	53	20.5	29.5	11.4	19
44-XSC-H-3810-I	R3/8	10	18.7	53	22.5	33	11.4	19
44-XSC-H-3812-I	R3/8	12	21.3	53	24	35.5	11.4	19
44-XSC-H-128-I	R1/2	8	15	61	25.5	32.5	14	24
44-XSC-H-1210-I	R1/2	10	18.7	61	25.5	36	14	24
44-XSC-H-1212-I	R1/2	12	21.3	61	30	36.5	14	24

Function fittings

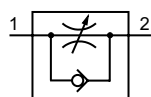
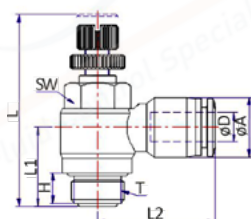
44-XSC-H-O-G Flow-regulator, outlet with external adjusting screw, male thread with O-ring



1 - thread
2 - push in

Model-no.	T	øD	øA	L _(max)	L1	L2	H	SW
44-XSC-H-M54-O	M5	4	11.3	32	12	20.5	3.5	8
44-XSC-H-M56-O	M5	6	13.3	32	12	22	3.5	8
44-XSC-H-184-O-G	G1/8	4	11.3	42	14	23.5	6.4	12
44-XSC-H-186-O-G	G1/8	6	13.3	42	14	23.5	6.4	12
44-XSC-H-188-O-G	G1/8	8	15	42	14.5	26.5	6.4	12
44-XSC-H-1810-O-G	G1/8	10	18.7	42	17.5	30.3	6.4	12
44-XSC-H-144-O-G	G1/4	4	11.3	48	18	25.5	10	14
44-XSC-H-146-O-G	G1/4	6	13.3	48	18	25.4	10	14
44-XSC-H-148-O-G	G1/4	8	15	48	19	29	10	14
44-XSC-H-1410-O-G	G1/4	10	18.7	48	20	32.6	10	14
44-XSC-H-1412-O-G	G1/4	12	21.3	48	20	33.5	10	14
44-XSC-H-386-O-G	G3/8	6	13.3	53	20.5	29.5	11.4	19
44-XSC-H-388-O-G	G3/8	8	15	53	20.5	29.5	11.4	19
44-XSC-H-3810-O-G	G3/8	10	18.7	53	22.5	33	11.4	19
44-XSC-H-3812-O-G	G3/8	12	21.3	53	24	35.5	11.4	19
44-XSC-H-128-O-G	G1/2	8	15	61	25.5	32.5	14	24
44-XSC-H-1210-O-G	G1/2	10	18.7	61	25.5	36	14	24
44-XSC-H-1212-O-G	G1/2	12	21.3	61	30	36.5	14	24

44-XSC-H-I-G Flow-regulator, inlet with external adjusting screw, male thread with O-ring



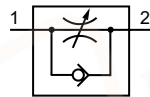
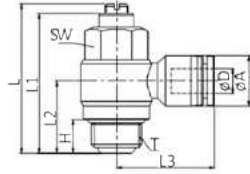
1 - push in
2 - thread

Model-no.	T	øD	øA	L _(max)	L1	L2	H	SW
44-XSC-H-M54-I	M5	4	11.3	32	12	20.5	3.5	8
44-XSC-H-M56-I	M5	6	13.3	32	12	22	3.5	8
44-XSC-H-184-I-G	G1/8	4	11.3	42	14	23.5	6.4	12
44-XSC-H-186-I-G	G1/8	6	13.3	42	14	23.5	6.4	12
44-XSC-H-188-I-G	G1/8	8	15	42	14.5	26.5	6.4	12
44-XSC-H-1810-I-G	G1/8	10	18.7	42	17.5	30.3	6.4	12
44-XSC-H-144-I-G	G1/4	4	11.3	48	18	25.5	10	14
44-XSC-H-146-I-G	G1/4	6	13.3	48	18	25.4	10	14
44-XSC-H-148-I-G	G1/4	8	15	48	19	29	10	14
44-XSC-H-1410-I-G	G1/4	10	18.7	48	20	32.6	10	14
44-XSC-H-1412-I-G	G1/4	12	21.3	48	20	33.5	10	14
44-XSC-H-386-I-G	G3/8	6	13.3	53	20.5	29.5	11.4	19
44-XSC-H-388-I-G	G3/8	8	15	53	20.5	29.5	11.4	19
44-XSC-H-3810-I-G	G3/8	10	18.7	53	22.5	33	11.4	19
44-XSC-H-3812-I-G	G3/8	12	21.3	53	24	35.5	11.4	19
44-XSC-H-128-I-G	G1/2	8	15	61	25.5	32.5	14	24
44-XSC-H-1210-I-G	G1/2	10	18.7	61	25.5	36	14	24
44-XSC-H-1212-I-G	G1/2	12	21.3	61	30	36.5	14	24

44-XSC-O-G

Flow-regulator. outlet

with internal adjusting screw. male thread with O-ring



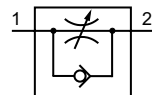
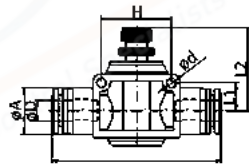
1 - thread
2 - push in

Model-no.	T	øD	øA	L _(max)	L1	L2	L3	H	SW
44-XSC-M54-O	M5	4	11.3	23.5	23	10.5	20.3	3.2	8
44-XSC-M56-O	M5	6	13.3	23.5	23	11.5	21.8	3.2	8
44-XSC-184-O-G	G1/8	4	11.3	32	29	15	23	6	12
44-XSC-186-O-G	G1/8	6	13.3	32	29	15	23	6	12
44-XSC-188-O-G	G1/8	8	15	32	29	15.8	25.8	6	12
44-XSC-1810-O-G	G1/8	10	19	32	29	17.5	30.3	6	12
44-XSC-144-O-G	G1/4	4	11.3	37.5	34.8	18.5	25.2	8.5	14
44-XSC-146-O-G	G1/4	6	13.3	37.5	34.8	18.5	25	8.5	14
44-XSC-148-O-G	G1/4	8	15	37.5	34.8	19.5	28.9	8.5	14
44-XSC-1410-O-G	G1/4	10	19	37.5	34.8	21.2	32.7	8.5	14
44-XSC-1412-O-G	G1/4	12	21.5	37.5	34.8	22.5	33.5	8.5	14
44-XSC-386-O-G	G3/8	6	13.3	43.5	40.8	22	26.7	10	19
44-XSC-388-O-G	G3/8	8	15	43.5	40.8	21.3	29.8	10	19
44-XSC-3810-O-G	G3/8	10	19	43.5	40.8	23.2	33	10	19
44-XSC-3812-O-G	G3/8	12	21.5	43.5	40.8	24.5	35.5	10	19
44-XSC-128-O-G	G1/2	8	15	51	46.6	26	32.8	12	24
44-XSC-1210-O-G	G1/2	10	19	51	46.6	26.2	36	12	24
44-XSC-1212-O-G	G1/2	12	21.5	51	46.6	27.5	36.5	12	24

44-XSCF

Flow-regulator

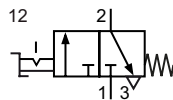
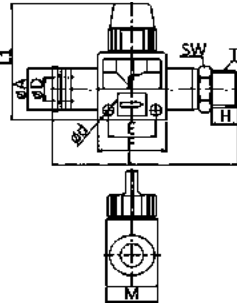
2 x push in



Model-no.	øD	øA	L	L1	L2	H	ød
44-XSCF-40	4	11.3	40.5	6.5	22.5	14	3.2
44-XSCF-60	6	13.3	48.5	8.5	34	20	4.3
44-XSCF-80	8	15	52	9.5	34.5	22	4.3
44-XSCF-100	10	18.7	64	10.5	40	26	4.3
44-XSCF-120	12	21.3	74	13	40.5	32	4.3

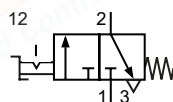
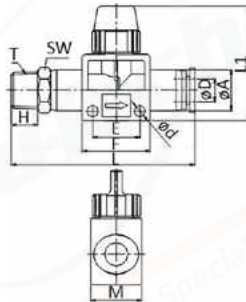
Function fittings

44-XHVFS 3/2-way hand valve with one side BSPT male thread flow direction push in side - male thread side



Model-no.	øD	T	øA	L	L1	E	F	H	M	SW	ød
44-XHVFS-186	6	R1/8	15	58.5	41	16.5	24	7.5	18	14	4.2
44-XHVFS-188	8	R1/8	15	59	41	16.5	24	7.5	18	14	4.2
44-XHVFS-146	6	R1/4	15	61	41	16.5	24	9.5	18	14	4.2
44-XHVFS-148	8	R1/4	15	61.5	41	16.5	24	9.5	18	14	4.2
44-XHVFS-1410	10	R1/4	21.5	71.5	45	21.5	29	9.5	22	17	4.2
44-XHVFS-1412	12	R1/4	21.5	72	45	21.5	29	9.5	22	21	4.2
44-XHVFS-386	6	R3/8	15	62.5	41	16.5	24	10.5	18	17	4.2
44-XHVFS-388	8	R3/8	15	63	41	16.5	24	10.5	18	17	4.2
44-XHVFS-3810	10	R3/8	21.5	72.5	45	21.5	29	10.5	22	17	4.2
44-XHVFS-3812	12	R3/8	21.5	73	45	21.5	29	10.5	22	21	4.2
44-XHVFS-1210	10	R1/2	21.5	76	45	21.5	29	13.5	22	21	4.2
44-XHVFS-1212	12	R1/2	21.5	76	45	21.5	29	13.5	22	21	4.2

44-XHVSF 3/2-way hand valve with one side BSPT male thread flow direction male thread side - push in side

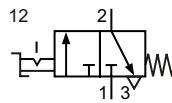
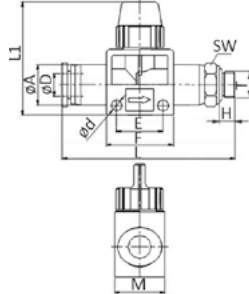


Model-no.	øD	T	øA	L	L1	E	F	H	M	SW	ød
44-XHVSF-186	6	R1/8	15	58.5	41	16.5	24	7.5	18	14	4.2
44-XHVSF-188	8	R1/8	15	59	41	16.5	24	7.5	18	14	4.2
44-XHVSF-146	6	R1/4	15	61	41	16.5	24	9.5	18	14	4.2
44-XHVSF-148	8	R1/4	15	61.5	41	16.5	24	9.5	18	14	4.2
44-XHVSF-1410	10	R1/4	21.5	71.5	45	21.5	29	9.5	22	17	4.2
44-XHVSF-1412	12	R1/4	21.5	72	45	21.5	29	9.5	22	21	4.2
44-XHVSF-386	6	R3/8	15	62.5	41	16.5	24	10.5	18	17	4.2
44-XHVSF-388	8	R3/8	15	63	41	16.5	24	10.5	18	17	4.2
44-XHVSF-3810	10	R3/8	21.5	72.5	45	21.5	29	10.5	22	17	4.2
44-XHVSF-3812	12	R3/8	21.5	73	45	21.5	29	10.5	22	21	4.2
44-XHVSF-1210	10	R1/2	21.5	76	45	21.5	29	13.5	22	21	4.2
44-XHVSF-1212	12	R1/2	21.5	76	45	21.5	29	13.5	22	21	4.2

44-XHVFS-G

3/2-way hand valve with one side male thread with O-ring

flow direction push in side - male thread side

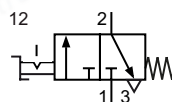
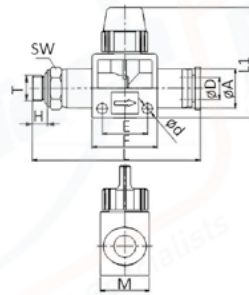


Model-no.	øD	T	øA	L	L1	E	F	H	M	SW	ød
44-XHVFS-186-G	6	G1/8	15	58	41	16.5	24	5.5	18	14	4.2
44-XHVFS-188-G	8	G1/8	15	59	41	16.5	24	5.5	18	14	4.2
44-XHVFS-146-G	6	G1/4	15	60.5	41	16.5	24	7.5	18	17	4.2
44-XHVFS-148-G	8	G1/4	15	61.5	41	16.5	24	7.5	18	17	4.2
44-XHVFS-1410-G	10	G1/4	21.5	73	45	21.5	29	7.5	22	21	4.2
44-XHVFS-1412-G	12	G1/4	21.5	73	45	21.5	29	7.5	22	21	4.2
44-XHVFS-386-G	6	G3/8	15	61	41	16.5	24	7.5	18	20	4.2
44-XHVFS-388-G	8	G3/8	15	62	41	16.5	24	7.5	18	20	4.2
44-XHVFS-3810-G	10	G3/8	21.5	73	45	21.5	29	7.5	22	21	4.2
44-XHVFS-3812-G	12	G3/8	21.5	73	45	21.5	29	7.5	22	21	4.2
44-XHVFS-1210-G	10	G1/2	21.5	76	45	21.5	29	10	22	24	4.2
44-XHVFS-1212-G	12	G1/2	21.5	76	45	21.5	29	10	22	24	4.2

44-XHVSF-G

3/2-way hand valve with one side male thread with O-ring

flow direction male thread side - push in side

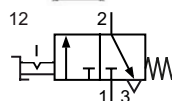
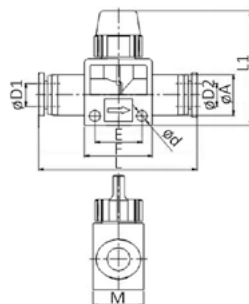


Model-no.	øD	T	øA	L	L1	E	F	H	M	SW	ød
44-XHVSF-186-G	6	G1/8	15	58	41	16.5	24	5.5	18	14	4.2
44-XHVSF-188-G	8	G1/8	15	59	41	16.5	24	5.5	18	14	4.2
44-XHVSF-146-G	6	G1/4	15	60.5	41	16.5	24	7.5	18	17	4.2
44-XHVSF-148-G	8	G1/4	15	61.5	41	16.5	24	7.5	18	17	4.2
44-XHVSF-1410-G	10	G1/4	21.5	73	45	21.5	29	7.5	22	21	4.2
44-XHVSF-1412-G	12	G1/4	21.5	73	45	21.5	29	7.5	22	21	4.2
44-XHVSF-386-G	6	G3/8	15	61	41	16.5	24	7.5	18	20	4.2
44-XHVSF-388-G	8	G3/8	15	62	41	16.5	24	7.5	18	20	4.2
44-XHVSF-3810-G	10	G3/8	21.5	73	45	21.5	29	7.5	22	21	4.2
44-XHVSF-3812-G	12	G3/8	21.5	73	45	21.5	29	7.5	22	21	4.2
44-XHVSF-1210-G	10	G1/2	21.5	76	45	21.5	29	10	22	24	4.2
44-XHVSF-1212-G	12	G1/2	21.5	76	45	21.5	29	10	22	24	4.2

44-XHVFF

3/2-way hand valve

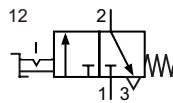
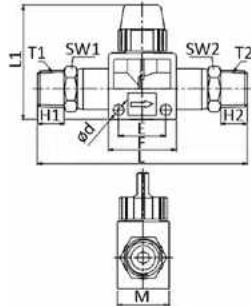
2 x push in



Model-no.	øD1	øD2	øA	L	L1	E	F	M	ød
44-XHVFF-60	6	6	15	52	41	16.5	24	18	4.2
44-XHVFF-8060	8	6	15	52	41	16.5	24	18	4.2
44-XHVFF-80	8	8	15	52	41	16.5	24	18	4.2
44-XHVFF-10080	10	8	21.5	63	45	21.5	29	22	4.2
44-XHVFF-100	10	10	21.5	63	45	21.5	29	22	4.2
44-XHVFF-120100	12	10	21.5	63	45	21.5	29	22	4.2
44-XHVFF-120	12	12	21.5	63	45	21.5	29	22	4.2

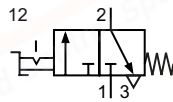
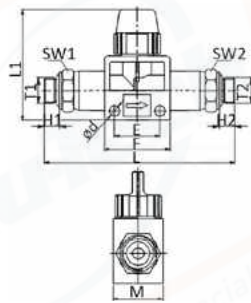
Function fittings

44-XHVSS 3/2-way hand valve
2 x BSPT male thread, PTFE coated

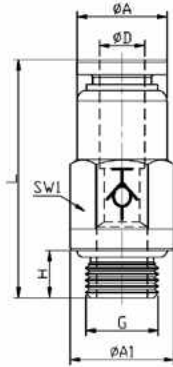


Model-no.	T1	T2	L	L1	SW1	SW2	H1	H2	M	ød
44-XHVSS-1818	R1/8	R1/8	66	41	14	14	7.5	7.5	18	4.2
44-XHVSS-1418	R1/4	R1/8	68	41	14	14	9.5	7.5	18	4.2
44-XHVSS-1414	R1/4	R1/4	70	41	14	14	9.5	9.5	18	4.2
44-XHVSS-3814	R3/8	R1/4	82	45	21	21	10.5	9.5	22	4.2
44-XHVSS-3838	R3/8	R3/8	83	45	21	21	10.5	10.5	22	4.2
44-XHVSS-1238	R1/2	R3/8	86	45	21	21	13.5	10.5	22	4.2
44-XHVSS-1212	R1/2	R1/2	89	45	21	21	13.5	13.5	22	4.2

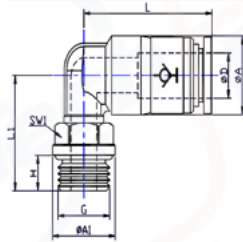
44-XHVSS-G 3/2-way hand valve
2 x male thread with O-ring



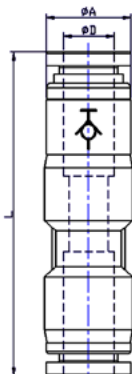
Model-no.	T1	T2	L	L1	SW1	SW2	H1	H2	M	ød
44-XHVSS-1818-G	G1/8	G1/8	65	41	14	14	5.5	5.5	18	4.2
44-XHVSS-1418-G	G1/4	G1/8	67.5	41	17	14	7.5	5.5	18	4.2
44-XHVSS-1414-G	G1/4	G1/4	70	41	17	17	7.5	7.5	18	4.2
44-XHVSS-3814-G	G3/8	G1/4	82	45	21	21	7.5	7.5	22	4.2
44-XHVSS-3838-G	G3/8	G3/8	82	45	21	21	7.5	7.5	22	4.2
44-XHVSS-1238-G	G1/2	G3/8	85	45	24	21	10	7.5	22	4.2
44-XHVSS-1212-G	G1/2	G1/2	88	45	24	24	10	10	22	4.2

44-XSPC-G
Air fuse straight
 male thread with O-ring


Model-no.	G	ϕD	H	L	SW1	A	A1
44-XSPC-184-G	G1/8	4	5.5	27	10	10	13
44-XSPC-186-G	G1/8	6	5.5	27	12	12	14
44-XSPC-188-G	G1/8	8	5.5	29	14	14	14
44-XSPC-146-G	G1/4	6	7.5	27	12	12	16
44-XSPC-148-G	G1/4	8	7.5	29	14	14	16
44-XSPC-1410-G	G1/4	10	7.5	37	17	17	17
44-XSPC-388-G	G3/8	8	7.5	29	14	14	20
44-XSPC-3810-G	G3/8	10	7.5	37	17	17	20
44-XSPC-3812-G	G3/8	12	7.5	38	21	20	20
44-XSPC-1210-G	G1/2	10	10	37	17	17	24
44-XSPC-1212-G	G1/2	12	10	38	21	20	24

44-XSPL-G
Air fuse elbow
 male thread with O-ring


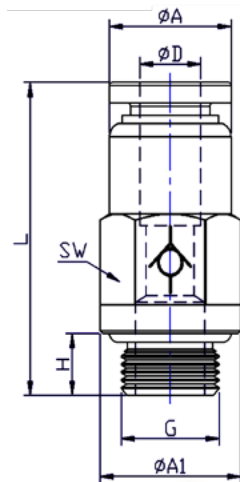
Model-no.	G	ϕD	H	L1	SW1	A	A1	L
44-XSPL-M54	M5	6	3.5	21	10	13	-	33.8
44-XSPL-M56	M5	8	3.5	21	10	13	-	33.8
44-XSPL-184-G	G1/8	4	5.5	19.5	10	13	13	33.8
44-XSPL-186-G	G1/8	6	5.5	19.5	10	13	13	33.8
44-XSPL-188-G	G1/8	8	5.5	24.2	13	14.5	13	33
44-XSPL-146-G	G1/4	6	6.5	20.5	12	13	16	33.8
44-XSPL-148-G	G1/4	8	6.5	21.2	13	14.5	16	33
44-XSPL-1410-G	G1/4	10	6.5	28.8	17	18.5	17	42.5
44-XSPL-388-G	G3/8	8	7.5	23.2	14	14.5	20	33
44-XSPL-3810-G	G3/8	10	7.5	25	17	18.5	20	42.5
44-XSPL-3812-G	G3/8	12	7.5	27	17	21	20	46.5
44-XSPL-1210-G	G1/2	10	9	26.5	17	18.5	24	42.5
44-XSPL-1212-G	G1/2	12	9	28.5	17	21	24	46.5

44-XSPU
Union straight, air fuse


Model-no.	ϕD	A	L
44-XSPU-40	4	13	46
44-XSPU-60	6	13	45
44-XSPU-80	8	15	49.5
44-XSPU-100	10	18.7	63
44-XSPU-120	12	21.3	65.5

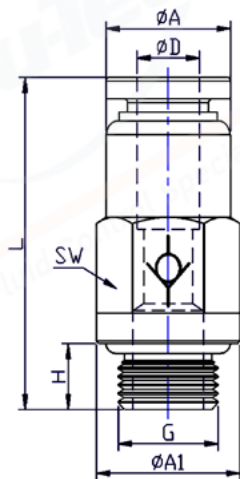
Function fittings

44-XCVPC-G Non-return valve, straight
male thread with O-ring
flow direction push in side - male thread side



Model-no.	G	ϕD	H	L	SW	A	A1
44-XCVPC-M54	M5	4		3.5	29	10	10
44-XCVPC-M56	M5	6		4	30	10	10
44-XCVPC-184-G	G1/8	4	5.5	25.5	10	10	13
44-XCVPC-186-G	G1/8	6	5.5	25.5	12	12	14
44-XCVPC-188-G	G1/8	8	5.5	27.7	14	14	14
44-XCVPC-146-G	G1/4	6	7.5	33	13	12	16
44-XCVPC-148-G	G1/4	8	7.5	35.2	15	14	20
44-XCVPC-1410-G	G1/4	10	7.5	39.5	17	17	17
44-XCVPC-388-G	G3/8	8	7.5	41	17	17	20
44-XCVPC-3810-G	G3/8	10	7.5	41	17	17	20
44-XCVPC-3812-G	G3/8	12	7.5	42.5	21	20	20
44-XCVPC-1210-G	G1/2	10	10	43	21	17	24
44-XCVPC-1212-G	G1/2	12	10	44.5	21	20	24

44-XCVPC-B-G Non-return valve, straight
male thread with O-ring
flow direction male thread side - push in side



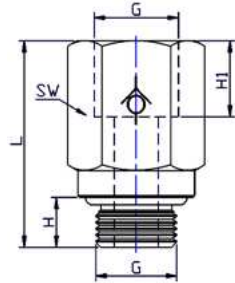
Model-no.	G	ϕD	H	L	SW	A	A1
44-XCVPC-M54-B	M5	4		3.5	29	10	10
44-XCVPC-M56-B	M5	6		4	30	10	10
44-XCVPC-184-B-G	G1/8	4	5.5	25.5	10	10	13
44-XCVPC-186-B-G	G1/8	6	5.5	25.5	12	12	14
44-XCVPC-188-B-G	G1/8	8	5.5	27.7	14	14	14
44-XCVPC-146-B-G	G1/4	6	7.5	33	13	12	16
44-XCVPC-148-B-G	G1/4	8	7.5	35.2	15	14	20
44-XCVPC-1410-B-G	G1/4	10	7.5	39.5	17	17	17
44-XCVPC-388-B-G	G3/8	8	7.5	41	17	17	20
44-XCVPC-3810-B-G	G3/8	10	7.5	41	17	17	20
44-XCVPC-3812-B-G	G3/8	12	7.5	42.5	21	20	20
44-XCVPC-1210-B-G	G1/2	10	10	43	21	17	24
44-XCVPC-1212-B-G	G1/2	12	10	44.5	21	20	24

44-XCVPF-G

Non-return valve, straight

male thread with O-ring

flow direction female thread side - male thread side



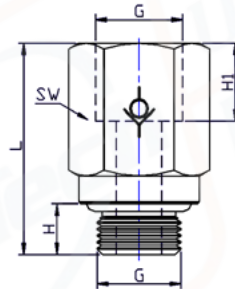
Model-no.	G	H	H1	L	SW
44-XCVPF-18-G	G1/8	5.5	8.5	23	14
44-XCVPF-14-G	G1/4	7.5	11	32	17
44-XCVPF-38-G	G3/8	7.5	12	32.9	21
44-XCVPF-12-G	G1/2	10	14	37	24

44-XCVPF-B-G

Non-return valve, straight

male thread with O-ring

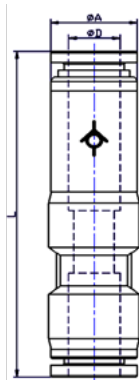
flow direction male thread side - female thread side



Model-no.	G	H	H1	L	SW
44-XCVPF-18-B-G	G1/8	5.5	8.5	23	14
44-XCVPF-14-B-G	G1/4	7.5	11	32	17
44-XCVPF-38-B-G	G3/8	7.5	12	32.9	21
44-XCVPF-12-B-G	G1/2	10	14	37	24

44-XCVPU

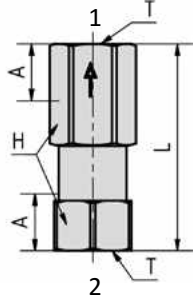
Union straight non-return valve



Model-no.	øD	A	L
44-XCVPU-40	4	13	45.5
44-XCVPU-60	6	13	45.7
44-XCVPU-80	8	15	57.7
44-XCVPU-100	10	18.7	67
44-XCVPU-120	12	21.3	70

40-350

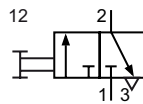
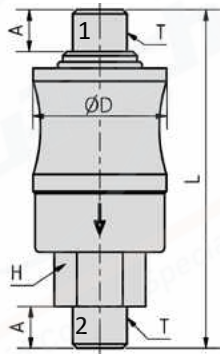
Check valve
female thread



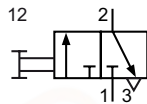
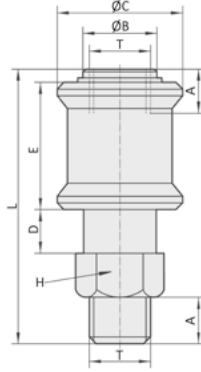
Model-no.	40-350-18-18	40-350-14-14	40-350-38-38	40-350-12-12
Flow rate	230 NI/min (0.234 Cv)	750 NI/min (0.762 Cv)	1650 NI/min (1.677 Cv)	2200 NI/min (2.236 Cv)
Pressure range	0.5 ... 15 bar (7 ... 218 psi)			
Temperature range	-10°C ... +60°C (+14°F ... +140°F)			
Materials	body: brass. seals: NBR			
Weight	0.036 kg (0.079 lb.)	0.051 kg (0.112 lb.)	0.144 kg (0.317 lb.)	0.175 kg (0.386 lb.)
Dimensions (mm)				
T	G1/8	G1/4	G3/8	G1/2
A	8	10	10	14
L	39	45.5	59.5	66
H	14	17	22	27

40-351

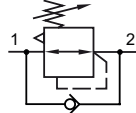
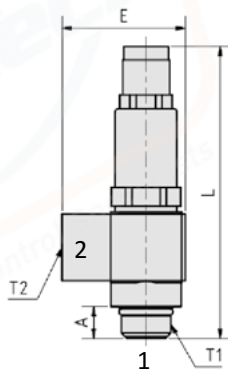
Hand sliding valve
male thread



Model-no.	40-351-18	40-351-14	40-351-38	40-351-12
Flow rate 1-2	750 NI/min (0.762 Cv)	1500 NI/min (1.524 Cv)	2250 NI/min (2.287 Cv)	3000 NI/min (3.049 Cv)
Flow rate 2-1	1000 NI/min (1.016 Cv)	2000 NI/min (2.033 Cv)	4160 NI/min (4.228 Cv)	5500 NI/min (5.589 Cv)
Pressure range	1 ... 12 bar (14.5 ... 174 psi)			
Temperature range	0°C ... +90°C +32°F ... +194°F)			
Materials	body: brass. sleeve: Al (anodized). seals: NBR			
Weight	0.100 kg (0.220 lb.)	0.160 kg (0.353 lb.)	0.220 kg (0.485 lb.)	0.370 kg (0.816 lb.)
Dimensions (mm)				
T	G1/8	G1/4	G3/8	G1/2
A	8	10	10	12
L	72	81	85	98
H	14	19	22	27
D	26	32	37	44

84-HSV
**Hand sliding valve
male thread**


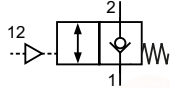
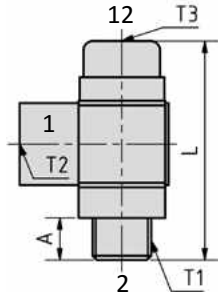
Model-no.	84-HSV-18	84-HSV-14	84-HSV-38	84-HSV-12
Nominal size	4 mm	7 mm	10 mm	12 mm
Pressure range	0 ... 10 bar (0 ... 145 psi)			
Temperature range	-20°C ... +70°C (-4°F ... +158°F)			
Materials	body: brass (nickel plated), sleeve: Al (anodized), seals: NBR			
Dimensions (mm)				
T	G1/8	G1/4	G3/8	G1/2
A	6	10	10	10
L	38	58	58	80
H	14	19	22	29
D	5.5	9.5	9.5	17
E	20	32	32	40
ØB	12	18	21	24
ØC	20	27	30	38

40-354
**Miniature pressure regulator, screw-in type
male thread with O-ring**


Model-no.	40-354-18	40-354-14	40-354-12
Flow rate	320 NI/min (0.325 Cv)	600 NI/min (0.610 Cv)	830 NI/min (0.843 Cv)
Input pressure	max. 10 bar (max. 145 psi)		
Pressure range	1 ... 8 bar (14 ... 116 psi)		
Temperature range	-10°C ... +70°C (+14°F ... +158°F)		
Materials	Body: Al (black anodized), brass (zinc-plated), PA; Seals: NBR		
Weight	0.06 kg (0.132 lb.)	0.08 kg (0.176 lb.)	0.18 kg (0.397 lb.)
Dimensions (mm)			
T1	G1/8	G1/4	G1/2
A	6.3	9.5	11.5
T2	G1/8	G1/4	G1/2
L _{max}	73	81	89
E	27	33	46

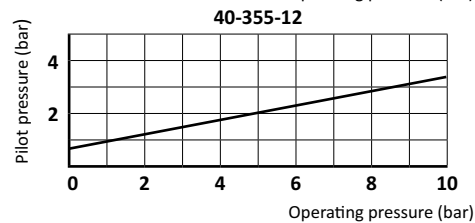
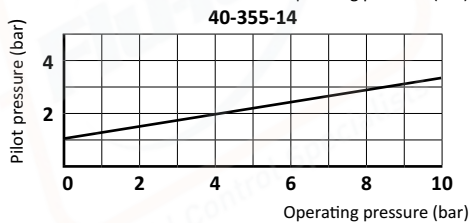
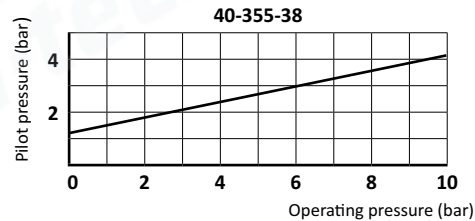
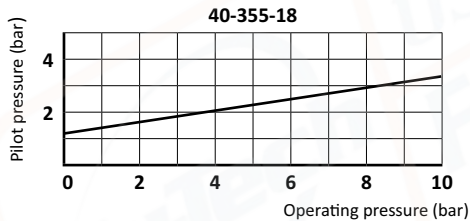
40-355

Check valve, pilot operated
male thread with O-ring



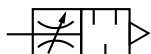
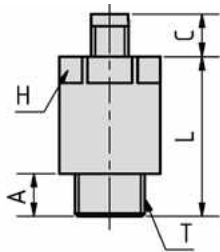
Model-no.	40-355-18	40-355-14	40-355-38	40-355-12
Flow rate 1-2	130 NI/min (0.132 Cv)	620 NI/min (0.630 Cv)	1170 NI/min (1.189 Cv)	1890 NI/min (1.921 Cv)
Flow rate 2-1	290 NI/min (0.295 Cv)	680 NI/min (0.691 Cv)	1160 NI/min (1.179 Cv)	1910 NI/min (1.941 Cv)
Pressure range	0 ... 10 bar (0 ... 145 psi), pilot pressure see diagram			
Temperature range	-10°C ... +70°C (+14°F ... +158°F)			
Materials	Body: Al (black anodized), brass (zinc-plated), PA; Seals: NBR			
Weight	0.03 kg (0.066 lb.)	0.06 kg (0.132 lb.)	0.10 kg (0.220 lb.)	0.16 kg (0.353 lb.)

Dimensions (mm)				
T1	G1/8	G1/4	G3/8	G1/2
A	6.3	9.5	9.5	11.5
T2	G1/8	G1/4	G3/8	G1/2
L	41	48	55	65.5
T3	M5	M5	M5	M5



40-358

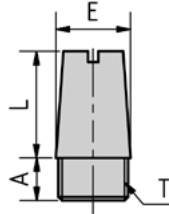
Flow-control silencer
male thread



Model-no.	40-358-18	40-358-14
Flow rate	320 NI/min (0.325 Cv)	750 NI/min (0.762 Cv)
Pressure range	0 ... 16 bar (0 ... 232 psi)	
Temperature range	-10°C ... +100°C (+14°F ... +212°F)	
Materials	brass, sintered bronze, NBR	
Weight	0.017 kg (0.037 lb.)	0.034 kg (0.075 lb.)

Dimensions (mm)		
T	G1/8	G1/4
A	6	8
L	23	30
H	14	17
C _{max}	6	6

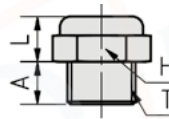
40-501 Silencer
male thread, sintered bronze



Model-no.	T	L	A	E
40-501-M5*	M5	10	5	SW8
40-501-18	G1/8	16	6	11
40-501-14	G1/4	19	8	14
40-501-38	G3/8	28	8	18
40-501-12	G1/2	33	10	24
40-501-34	G3/4	53	12	30
40-501-100	G1	54	15	38

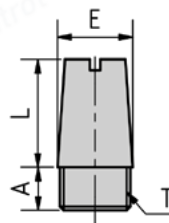
*brass thread and hexagon

40-502 Silencer
male thread, sintered bronze and brass



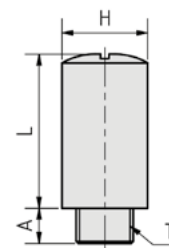
Model-no.	T	L	A	H
40-502-M5	M5	5	5	8
40-502-M7	M7	5,5	5	10
40-502-18	G1/8	6	6	12
40-502-14	G1/4	8.5	8	16

40-503 Silencer
male thread, sintered bronze and brass



Model-no.	T	L	A	E
40-503-M5	M5	15	6	8.5

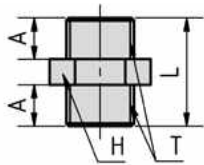
40-90 Silencer
male thread, plastic



Model-no.	T	L	A	Ø H
40-90-018	G1/8	28	7	15.5
40-90-014	G1/4	35.5	7	19.5
40-90-038	G3/8	47	11.5	24.5
40-90-012-01	G1/2	47	10.5	24.5
40-90-034-01*	G3/4	97	18	48
40-90-100-01*	G1	97	18	48

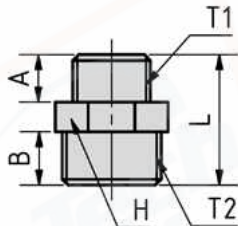
* Max. pressure 6 bar (87 psi)

40-271 Double nipple
male thread, brass nickel-plated



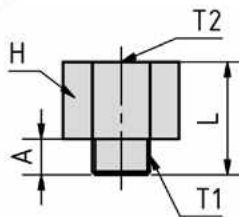
Model-no.	T	L	A	H
40-271-M5	M5	11.5	4	8
40-271-18	G1/8	16.5	6	13
40-271-14	G1/4	21	8	17
40-271-38	G3/8	23	9	19
40-271-12	G1/2	25.5	10	24

40-272 Double nipple. reducer
male thread, brass nickel-plated



Model-no.	T1	T2	L	A	B	H
40-272-M5-18	M5	G1/8	14.5	4	6	13
40-272-18-14	G1/8	G1/4	19	6	8	17
40-272-18-38	G1/8	G3/8	20	6	9	19
40-272-18-12	G1/8	G1/2	21.5	6	10	24
40-272-14-38	G1/4	G3/8	22	8	9	19
40-272-14-12	G1/4	G1/2	23.5	8	10	24
40-272-38-12	G3/8	G1/2	24.5	9	10	24

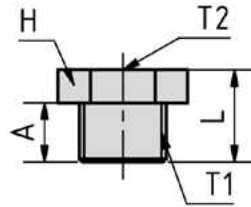
40-273 Reducing nipple
male / female thread, brass nickel-plated



Model-no.	T1	T2	L	A	H
40-273-M5-18	M5	G1/8	14	4	13
40-273-18-18	G1/8	G1/8	16	6	13
40-273-18-14	G1/8	G1/4	19	6	17
40-273-18-38	G1/8	G3/8	20	6	19
40-273-18-12	G1/8	G1/2	24	6	24
40-273-14-14	G1/4	G1/4	21	8	17
40-273-14-38	G1/4	G3/8	22	8	19
40-273-14-12	G1/4	G1/2	26	8	24
40-273-38-38	G3/8	G3/8	23	9	19
40-273-38-12	G3/8	G1/2	27	9	24
40-273-12-12	G1/2	G1/2	28	10	24

40-274 Reducing nipple

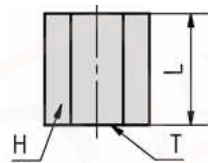
female / male thread, brass nickel-plated



Model-no.	T1	T2	L	A	H
40-274-18-M5	G1/8	M5	10.5	6	13
40-274-14-18	G1/4	G1/8	13	8	17
40-274-38-18	G3/8	G1/8	14	9	19
40-274-12-18	G1/2	G1/8	15.5	10	24
40-274-38-14	G3/8	G1/4	14	9	19
40-274-12-14	G1/2	G1/4	15.5	10	24
40-274-12-38	G1/2	G3/8	15.5	10	24

40-275 Sleeve

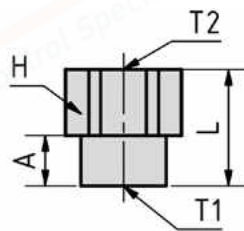
female thread, brass nickel-plated



Model-no.	T	L	H
40-275-M5	M5	10	8
40-275-18	G1/8	15	13
40-275-14	G1/4	21	17
40-275-38	G3/8	23	19
40-275-12	G1/2	30	24

40-276 Reducing sleeve

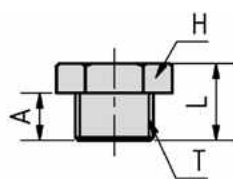
female thread, brass nickel-plated



Model-no.	T1	T2	L	A	H
40-276-M5-18	M5	G1/8	13	5	13
40-276-18-14	G1/8	G1/4	18.5	8	17
40-276-18-38	G1/8	G3/8	19.5	8	19
40-276-18-12	G1/8	G1/2	23	8	24
40-276-14-38	G1/4	G3/8	22	10.5	19
40-276-14-12	G1/4	G1/2	25.5	10.5	24
40-276-38-12	G3/8	G1/2	26.5	11.5	24

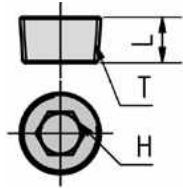
40-277 Plug

male thread, brass nickel-plated



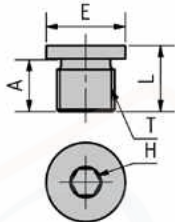
Model-no.	T	A	L	H
40-277-M5	M5	4	7.5	8
40-277-18	G1/8	6	10.5	13
40-277-14	G1/4	8	13	17
40-277-38	G3/8	9	14	19
40-277-12	G1/2	10	15.5	24

40-278 Plug
taper male thread, brass



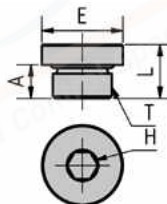
Model-no.	T	L	H
40-278-18	R1/8	5	5
40-278-14	R1/4	7.5	7

40-279 Plug
male thread, brass



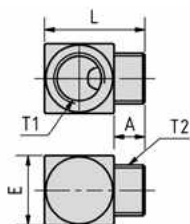
Model-no.	T	L	A	øE	H
40-279-18	G1/8	11	8	14	5
40-279-14	G1/4	15	12	18	6
40-279-38	G3/8	15	12	22	8
40-279-12	G1/2	18	14	25	10

40-279-1 Plug
male thread with O-ring, brass nickel-plated



Model-no.	T	L	A	øE	H
40-279-1-M5	M5	7.9	4.5	7.9	2.5
40-279-1-18	G1/8	14	5.5	14	5
40-279-1-14	G1/4	18	7.5	18	6
40-279-1-38	G3/8	22	7.5	22	8
40-279-1-12	G1/2	25	9.5	25	10

40-251 Elbow connector
male / female thread, brass nickel-plated

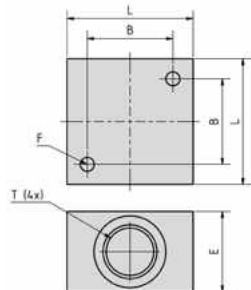


Model-no.	T1	T2	L	A	E
40-251-M5	M5	M5	13	4	9
40-251-18	G1/8	G1/8	21	6	14
40-251-14	G1/4	G1/4	27	8	18

40-252

Cross manifold

female thread, M5 brass nickel-plated, G1/8 - G1/2 aluminium

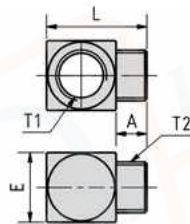


Model-no.	T	øF	B	L
40-252-M5	M5	3.3	11	18
40-252-18	G1/8	4.5	17	25
40-252-14	G1/4	5.5	26	40
40-252-38	G3/8	5.5	34	50
40-252-12	G1/2	5.5	34	50

40-253

T-connector

male / female thread, brass nickel-plated

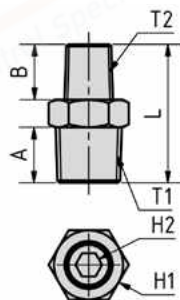


Model-no.	T1	T2	L	A	E
40-253-M5	M5	M5	13	4	9
40-253-18	G1/8	G1/8	21	6	14
40-253-14	G1/4	G1/4	27	8	18

40-254

Double nipple, adjustable

taper male thread, brass

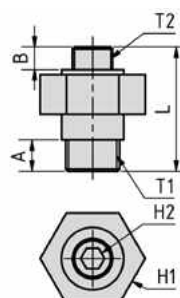


Model-no.	T1	T2	L	A	B	H1	H2
40-254-18-18	R1/8	R1/8	27	9.2	9	15	5
40-254-18-14	R1/8	R1/4	30	12	12	15	5
40-254-14-14	R1/4	R1/4	33.5	12	12	19	6
40-254-38-38	R3/8	R3/8	36.5	13	13	22	8
40-254-12-12	R1/2	R1/2	44	16	16	27	12

40-254-1

Double nipple, adjustable

male thread with O-ring, brass nickel-plated



Model-no.	T1	T2	L	A	B	H1	H2
40-254-1-18-18	G1/8	G1/8	30	5.5	5.5	19	5
40-254-1-14-14	G1/4	G1/4	37	7.5	7.5	22	6
40-254-1-38-38	G3/8	G3/8	39.5	7.5	7.5	27	8
40-254-1-12-12	G1/2	G1/2	46	9.5	9.5	30	12

40-PUN PU-tube, Shore 95A



Medium:
compressed air

Material:
Polyester polyurethan
Shore hardness: 95A

Max. pressure:
... 16 bar

Temperature range:
-35°C ... +60°C

Temperature	+20°C	+30°C	+40°C	+50°C	+60°C
max. press.	100%	80%	68%	57%	50%

Diameter tolerances:
3 mm ... 8 mm +/- 0,10 mm
9 mm ... 12 mm +/- 0,15 mm
16 mm ... 18 mm +/- 0,20 mm

Characteristics:

- small bend radius
- very good low temperature flexibility
- kink and abrasion resistant
- extremely flexible
- broad resistance to chemicals
- drag line compatible (min. bend radius corresponds to 10 x outer diameter)

50m reel	Model-no.	øa (mm)	øi (mm)	Wall thickness (mm)	Color	Max. pressure (bar at 23°C)	R _{max} (mm)
	40-PUN-4025-050-BK	4	2,5	0,75	black	10	10
	40-PUN-6040-050-BK	6	4	1	black	14	15
	40-PUN-8050-050-BK	8	5	1,5	black	16	23
	40-PUN-1065-050-BK	10	6,5	1,75	black	11	30
	40-PUN-1280-050-BK	12	8	2	black	11	40
	40-PUN-1611-050-BK	16	11	2,5	black	10	55
	40-PUN-4025-050-BU	4	2,5	0,75	blue	10	10
	40-PUN-6040-050-BU	6	4	1	blue	14	15
	40-PUN-8050-050-BU	8	5	1,5	blue	16	23
	40-PUN-1065-050-BU	10	6,5	1,75	blue	11	30
	40-PUN-1280-050-BU	12	8	2	blue	11	40
	40-PUN-1611-050-BU	16	11	2,5	blue	10	55

40-PA PA-tube, Shore 65D



Medium:
compressed air

Material:
Polyamid

Max. pressure:
up to 23 bar

Temperature range:
-60°C ... +100°C

Temperature	+20°C	+40°C	+60°C	+80°C	+100°C
max. press.	100%	74%	57%	47%	40%

Diameter tolerances:
4 mm ... 10 mm +/- 0,10 mm
11 mm ... 22 mm +/- 0,15 mm

Characteristics:

- high temperature resistance
- broad resistance to chemicals
- UV- resistant (colour black)
- semi-stiff, kink resistant
- low moisture absorption
- suitable for use in cable carriers

50m reel	Model-no.	øa (mm)	øi (mm)	Wall thickness (mm)	Color	Max. pressure (bar at 23°C)	R _{max} (mm)
	40-PA-4027-050-BK	4	2,7	0,65	black	23	25
	40-PA-6040-050-BK	6	4	1	black	27	35
	40-PA-8060-050-BK	8	6	1	black	19	40
	40-PA-1080-050-BK	10	8	1	black	15	60
	40-PA-1290-050-BK	12	9	1,5	black	19	70
	40-PA-4027-050-BU	4	2,7	0,65	blue	23	25
	40-PA-6040-050-BU	6	4	1	blue	27	35
	40-PA-8060-050-BU	8	6	1	blue	19	40
	40-PA-1080-050-BU	10	8	1	blue	15	60
	40-PA-1290-050-BU	12	9	1,5	blue	19	70