

# Shut-off valves Series 1900

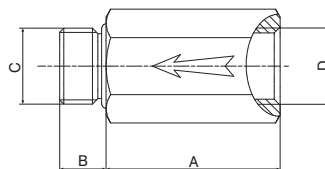


Non-return valves that can close the suction line in the event of air leakage from the suction cup that is not located on the workpiece or not fully adherent to it.

Designed to be applied to the suction cups, the shut-off valves, if there is no object to be lifted, if the suction grip is defective or in the presence of leakage, automatically closes off the suction, preventing the degree of vacuum in the still-gripping suction cups from dropping. These can shut off completely with characteristics described above or control leakage, where the principle of operation is the same as the abovementioned, differing from the sealing shutter in that, even when shut off entirely, it still allows a

small air flow to the vacuum source. This feature allows a suction cup that has not gripped the object to be lifted to recreate the vacuum inside of it, and therefore carry out its gripping action without having to repeat the work cycle; if, on the other hand, the suction cup does not grip due to the fact that there is no object to lift, the valve will not stop the degree of vacuum from dropping on the remaining gripping suction cups, but the small percentage of loss is easily controllable and therefore recoverable.

## Shut-off valves



A	B	C	D	Es.
27	7	G1/8"	G1/8"	13
30	8	G1/4"	G1/4"	17
33	9	G3/8"	G3/8"	20

### Ordering code

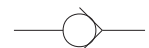
**19E<sup>⊙</sup>.A.00.MF**

#### Ø THREAD

18 = G1/8"

14 = G1/4"

38 = G3/8"

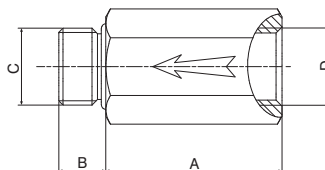


### Operational characteristics

Minimum trigger flow rate (l/min)

25

## Shut-off valves with controlled leakage loss



A	B	C	D	Es.
27	7	G1/8"	G1/8"	13
30	8	G1/4"	G1/4"	17
33	9	G3/8"	G3/8"	20

### Ordering code

**19E<sup>⊙</sup>.A.Ⓣ.MF**

#### Ø THREAD

18 = G1/8"

14 = G1/4"

38 = G3/8"

#### Ø NOZZLE ORIFICE

03 = orifice Ø0,3

05 = orifice Ø0,5

07 = orifice Ø0,7

10 = orifice Ø1



### Operational characteristics

Minimum trigger flow rate (l/min)

25