

## Air service units, series 1700

- Modular sistem
- Available for 4 sizes with connections from 1/8" to 1"
- ATEX certification (II 2GD o II 3GD) on request



### Construction and working characteristics

1700 air treatment series includes a wide range of elements for individual use or modular assembling. Available in 4 sizes e connections from 1/8" to 1".

The bowls are made in zinc alloy body with zinc alloy integrated connections, technopolymer with integrated metal connections for size 1 and aluminium with integrated aluminium connections for sizes 2, 3 and 4.

The bowls are in Nylon, with technopolymer protection for sizes 1, 2, 3 (also available for size 1 without protection). The bowls are in metal with condensation drain display for size 4.

Filters can be equipped with manual or semiautomatic condensation drain; furthermore it's possible to install the automatic draining device inside the bowl.

Wall mounting by means of screws directly through the body and hidden by protective covers.

The pressure regulator handle is lockable in the desired position, the shut-off valves are lockable with a maximum of three pad-locks to prevent accidents or damages due to unauthorized operation.

The lubricator oil flow is adjustable with proper handle and it is visibly checked through the sight dome.

The progressive start-up valve, pneumatically or electropneumatically controlled, allows air supply to the circuit progressively and with adjustable time. The accessories like panel mounted brackets, pressure gauges with different scales and diameters and the air intake blocks are completing the range. They are assembled between the elements to get filtered or filtered non-lubricated air in the system.

### Instruction for installation and operation

Pay attention to install a group or a single component with air flow direction according to the arrows and to the following sequence: filter, pressure regulator, lubricator and with bowls downwards. The group can be fixed to the wall by removing the covers, which can be installed again after fixing for covering the screws. Do not exceed the recommended torque while assembling the connectors.

Do not exceed the recommended air pressure and temperature limits. The moisture should not exceed the level marked on the bowl and it can be drawn off and carried by a flexible tube of Ø 6/4 directly connected to the discharge valve handle.

The pressure should be set from minimum to maximum, rotating the adjusting handle clockwise.

As lubricant, we suggest to use oil class FD22 or HG32. Verify that the lubricator is not fed with a flow lower than the minimum operational.

To set the oil flow rotate the proper adjusting handle in order to get one drop of oil every 300-600 liters of air.

The oil flow will be kept automatically and proportionally to the air flow. The oil can be refilled by mean of proper plug or directly into the bowl after having de-pressurized the system. Do not exceed the maximum level indicated on the bowl. For opening the shut-off valve push and rotate clockwise the operating handle. For closing it and consequently discharging the down stream line, rotate the handle counter-clockwise.

### Maintenance

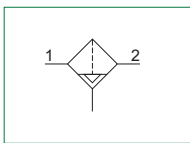
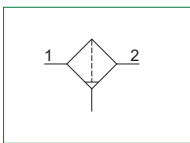
Clean the bowls with water and detergent. Do not use alcohol.

The filter element made with HPDE is reusable by blowing and cleaning it with proper detergent. For replacing or cleaning it, remove the bowl and unscrew the baffle spins.

Replace the pressure regulator diaphragm whenever the operation is not correct or there is a continuous air leaking through the relieving (over pressure discharge); reinstall the adjusting mechanism support, locking it with about 8 Nm torque. In case it is necessary to replace the lubricator transparent dome, tight it at 5 Nm torque maximum.



- ▶ Double filter action: air flow centrifugation and filter element
- ▶ Available in 4 sizes with flow rates up to 10000 NI/min and connections from 1/8" to 1"
- ▶ Filtering cartridge made of HDPE available in three different filtration grades (5µm, 20µm, 50µm)
- ▶ Filter cartridge can be regenerated by washing / blowing it or replaced
- ▶ Bowls screwed to the body (Size 1)
- ▶ Bowl assembly via bayonet type quick coupling mechanism with safety button (Size 2 - Size 3 - Size 4)
- ▶ Semi-automatic or automatic condensation drain
- ▶ Atex certification (II 2GD o II 3GD) on request

**2**
**AIR TREATMENT**

**Note**

In order to ensure that any fluid discharged by the auto drain assembly is adequately drained away, it is recommended you to use a 6mm fitting and tube

Technical characteristics	Size			
	Size 1	Size 2	Size 3	Size 4
<b>Body and connections type</b>	Zinc alloy body, Zinc alloy integrated connections Technopolymer body, metal connections	Aluminium body, integrated aluminium connections		
<b>Protection and bowl type</b>	Technopolymer protection - PA bowl (Size 1 available without protection)			Metal bowl with blind metal bowl
<b>IN / OUT connections</b>	G1/8" - G1/4"	G1/4" - G3/8"	G3/8" - G1/2", G3/4"	G1"
<b>Assembly configuration</b>	Stand alone Panel mounted with M4 screws	Stand alone Panel mounted with M5 screws	Stand alone Panel mounted with M6 screws	Stand alone Panel mounted with M8 screws
<b>Assembly position</b>	Vertical ±5°			
<b>Filter pore size (µm)</b>	5 / 20 / 50			
<b>Bowl capacity (cm³)</b>	20	30	48	178
<b>Condensation drain</b>	Semi-automatic Automatic			
<b>Max. fittings torque IN / OUT connections</b>	G1/8" metal: 15 G1/4" metal: 20	G1/4" metal: 20 G3/8" metal: 25	G3/8" metal: 25 G1/2" metal: 30 G3/4" metal: 35	G1"metal: 35

Operational characteristics	Size							
	Size 1	Size 2	Size 3	Size 4	Size 1	Size 2	Size 3	Size 4
	Semi-automatic condensation drain				Automatic condensation drain			
<b>Maximum working pressure (bar)</b>	13				10			
<b>Minimum working pressure (bar)</b>	0,5							
<b>Working temperature (°C)</b>	-5 ÷ +50							

Weights	Size			
	Size 1	Size 2	Size 3	Size 4
Zinc alloy body version (g)	218	/	/	/
Technopolymer body version (g)	103	/	/	/
Aluminium body version (g)	/	255	405	1700



Order codes

17 301A . A . S

**Size, body and connections**

001A : Zinc alloy body, connections G1/8" (only for size 1)
001B : Zinc alloy body, connections G1/4" (only for size 1)
101A : Technopolymer body, connections G1/8" (only for size 1)
101B : Technopolymer body, connections G1/4" (only for size 1)
201A : Aluminium body, connections G1/4" (only for size 2)
201B : Aluminium body, connections G3/8" (only for size 2)
301A : Aluminium body, connections G3/8" (only for size 3)
301B : Aluminium body, connections G1/2" (only for size 3)
301E : Aluminium body, connections G3/4" (only for size 3)
401B : Aluminium body, connections G1" (only for size 4)

**Filter pore size**

A : 5 µm
B : 20 µm
C : 50 µm

**Type**

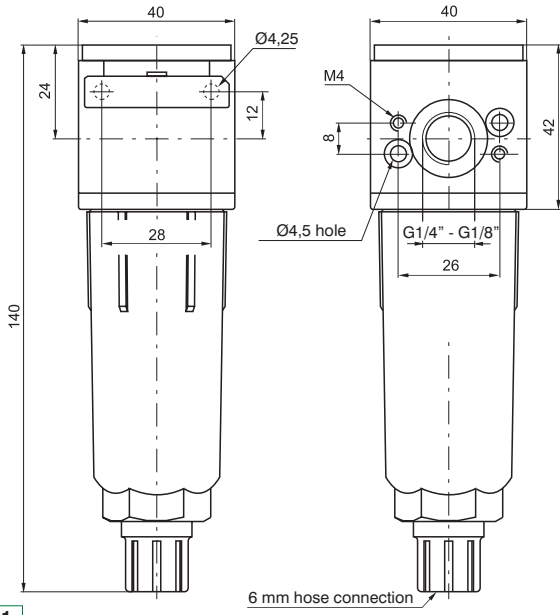
P : Bowl protection (only for size 1)
S : Automatic drain (for all sizes)
PS : Bowl protection and automatic drain (only for size 1)

**Example: 17301A.A.S**

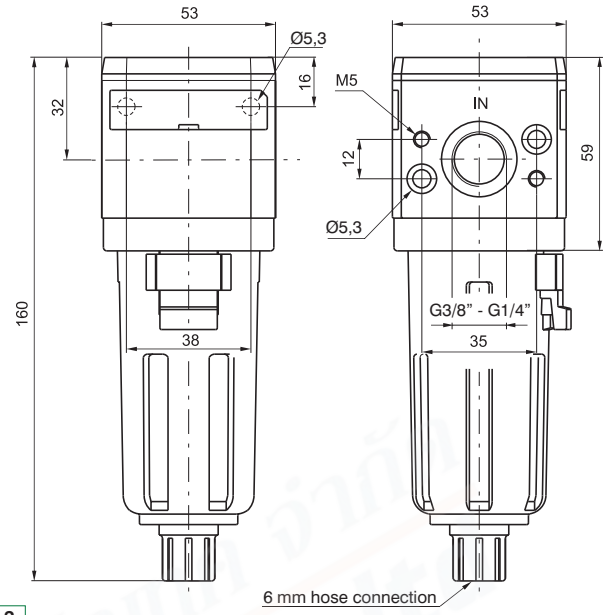
Size 3 filter, aluminium body, G3/8" connections, filter pore size 5 µm, automatic drain

**Dimensions**

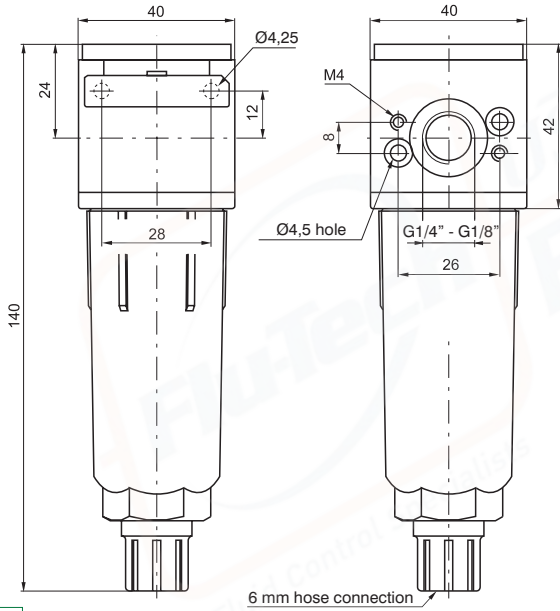
2  
AIR TREATMENT



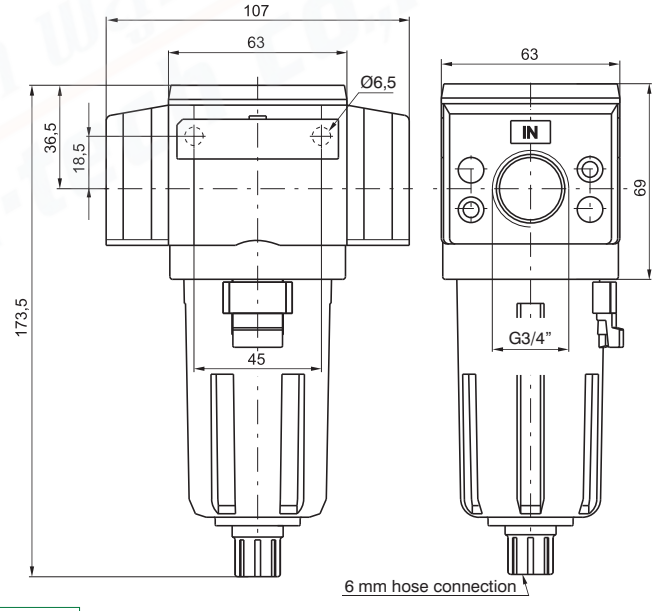
**Size 1**



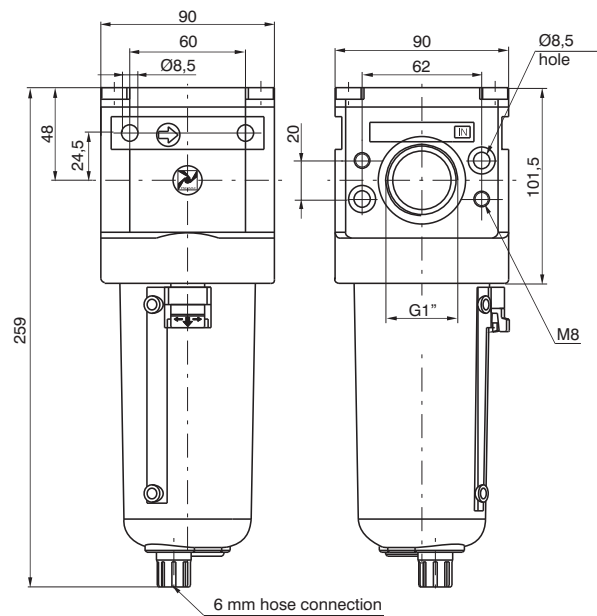
**Size 2**



**Size 3**



**Size 3 3/4"**

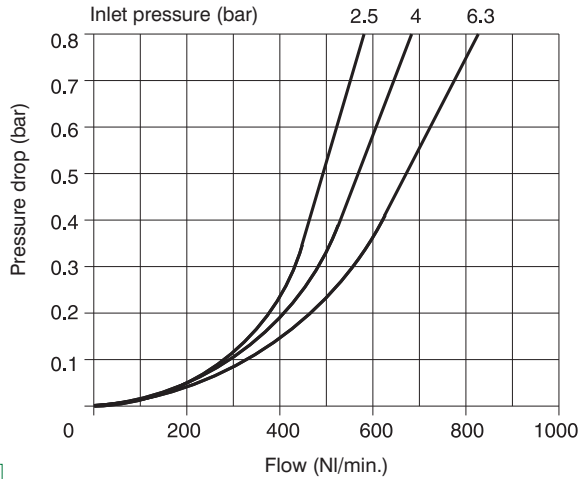


**Size 4**



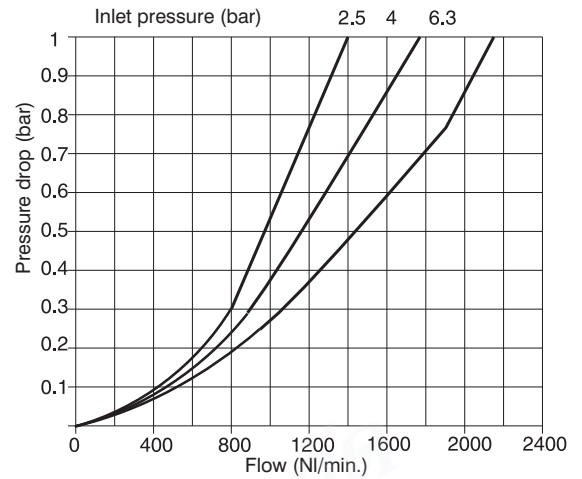
Characteristic curves

Flow rate curves



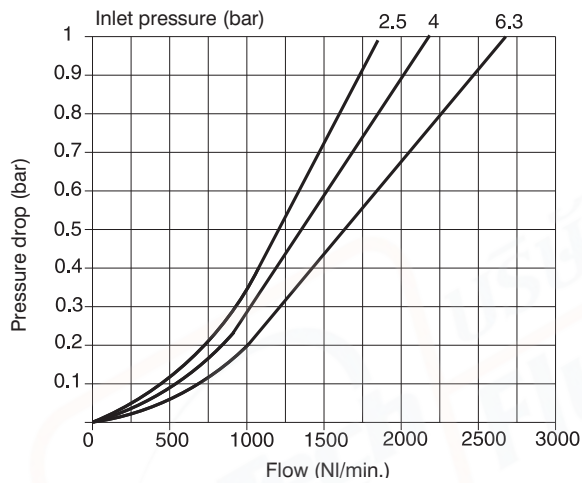
Size 1

Flow rate curves



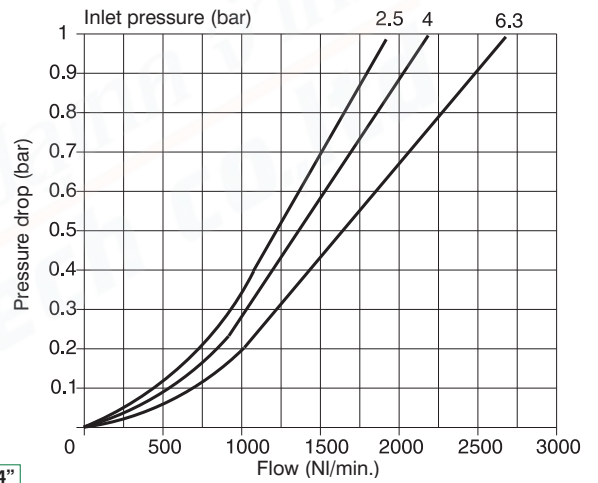
Size 2

Flow rate curves



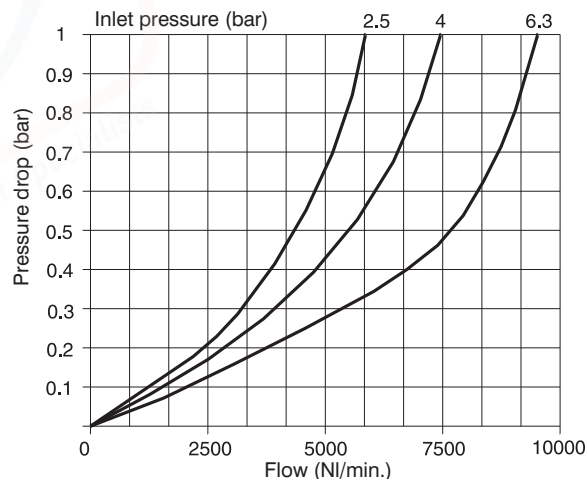
Size 3

Flow rate curves



Size 3 3/4"

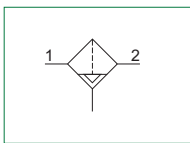
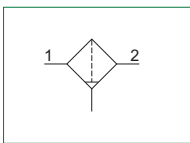
Flow rate curves



Size 4

**Coalescing filters**


- ▶ Coalescing filter
- ▶ Available in 4 sizes with flow rates up to 3000 NI/min and connections from 1/8" to 1"
- ▶ Filtering cartridge with filtration grade of 0,01 μm
- ▶ Filtering performances 99.97% (particles up to 0.01 μm)
- ▶ Bowls screwed to the body (Size 1)
- ▶ Bowl assembly via bayonet type quick coupling mechanism with safety button (Size 2 - Size 3 - Size 4)
- ▶ Semi-automatic or automatic drain
- ▶ Atex certification (II 2GD o II 3GD) on request

**2**
**AIR TREATMENT**

**Note**

In order to ensure the high level of filtration, it is recommended that a 5μ filter is installed before the coalescing filter. In order to ensure that any fluid discharged by the auto drain assembly is adequately drained away, it is recommended you use a 6mm fitting and tube.

Technical characteristics	Size			
	Size 1	Size 2	Size 3	Size 4
<b>Body and connections type</b>	Zinc alloy body, Zinc alloy integrated connections Technopolymer body, metal connections	Aluminium body, integrated aluminium connections		
<b>Protection and bowl type</b>	Technopolymer protection - PA bowl (Size 1 available without protection)			Metal bowl with blind metal bowl
<b>IN / OUT connections</b>	G1/8" - G1/4"	G1/4" - G3/8"	G3/8" - G1/2", G3/4"	G1"
<b>Assembly configuration</b>	Stand alone Panel mounted with M4 screws	Stand alone Panel mounted with M5 screws	Stand alone Panel mounted with M6 screws	Stand alone Panel mounted with M8 screws
<b>Assembly position</b>	Vertical ±5°			
<b>Filter pore size (μm)</b>	0,01, efficiency of 99,97%			
<b>Bowl capacity (cm³)</b>	20	30	48	178
<b>Condensation drain</b>	Semi-automatic Automatic			
<b>Max. fittings torque IN / OUT connections</b>	G1/8" metal: 15 G1/4" metal: 20	G1/4" metal: 20 G3/8" metal: 25	G3/8" metal: 25 G1/2" metal: 30 G3/4" metal: 35	G1"metal: 35

Operational characteristics	Size							
	Size 1	Size 2	Size 3	Size 4	Size 1	Size 2	Size 3	Size 4
	Semi-automatic condensation drain				Automatic condensation drain			
<b>Maximum working pressure (bar)</b>	13				10			
<b>Minimum working pressure (bar)</b>	0,5							
<b>Working temperature (°C)</b>	-5 ÷ +50							

Weights	Size			
	Size 1	Size 2	Size 3	Size 4
Zinc alloy body version (g)	225	/	/	/
Technopolymer body version (g)	110	/	/	/
Aluminium body version (g)	/	255	405	1700



Order codes

17 308A . E . S

Size, body and connections
008A : Zinc alloy body, connections G1/8" (only for size 1)
008B : Zinc alloy body, connections G1/4" (only for size 1)
108A : Technopolymer body, connections G1/8" (only for size 1)
108B : Technopolymer body, connections G1/4" (only for size 1)
208A : Aluminium body, connections G1/4" (only for size 2)
208B : Aluminium body, connections G3/8" (only for size 2)
308A : Aluminium body, connections G3/8" (only for size 3)
308B : Aluminium body, connections G1/2" (only for size 3)
308E : Aluminium body, connections G3/4" (only for size 3)
408B : Aluminium body, connections G1" (only for size 4)

Filter efficiency
E : 0,01 µm, efficiency of 99,97%

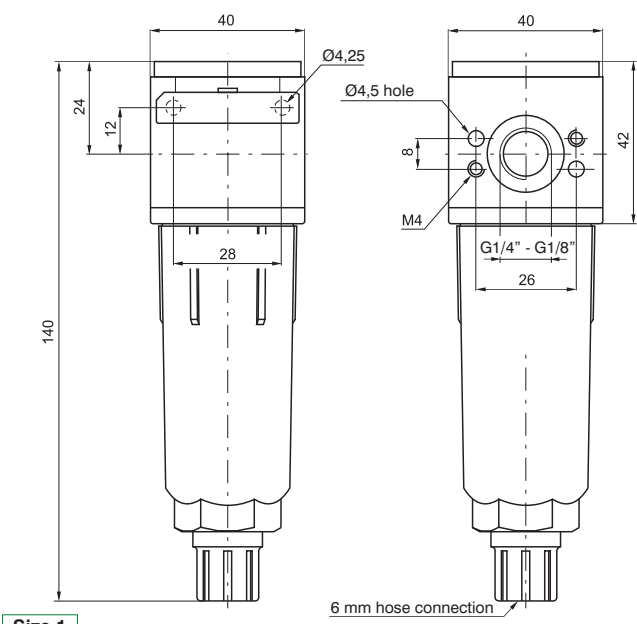
Type
P : Bowl protection (only for size 1)
S : Automatic drain (for all sizes)
PS : Bowl protection and automatic drain (only for size 1)

**Example: 17308A.E.S**

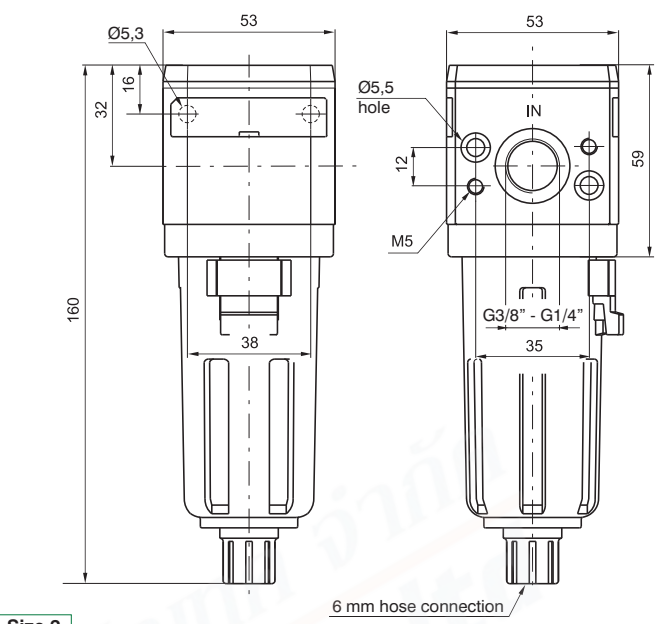
Size 3 coalescing filter, aluminium body, G3/8" connections, filter efficiency of 99,97%, automatic drain

**Dimensions**

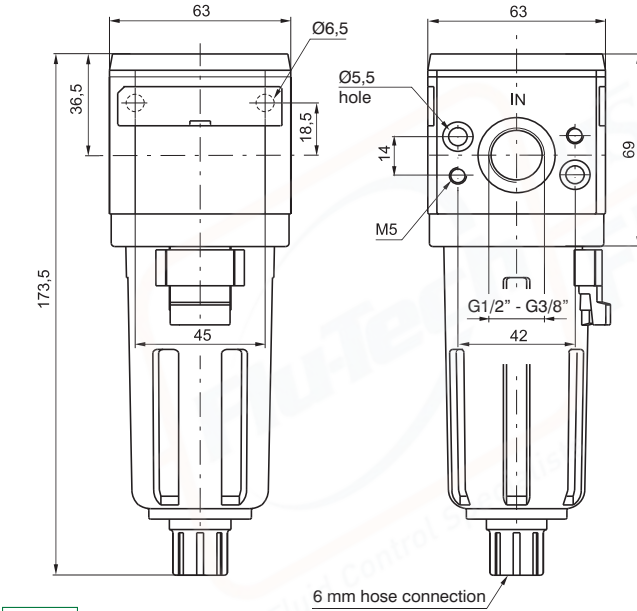
2  
AIR TREATMENT



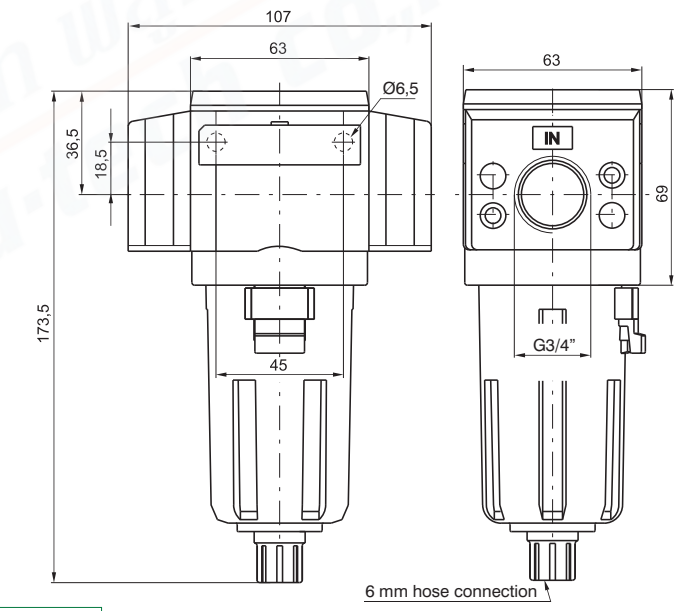
**Size 1**



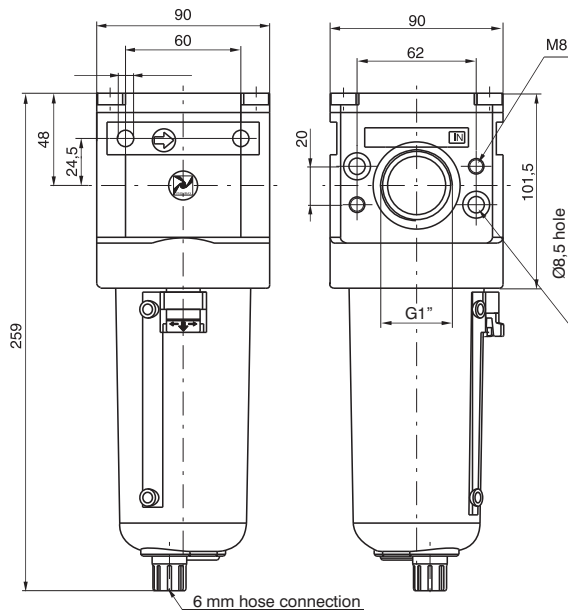
**Size 2**



**Size 3**



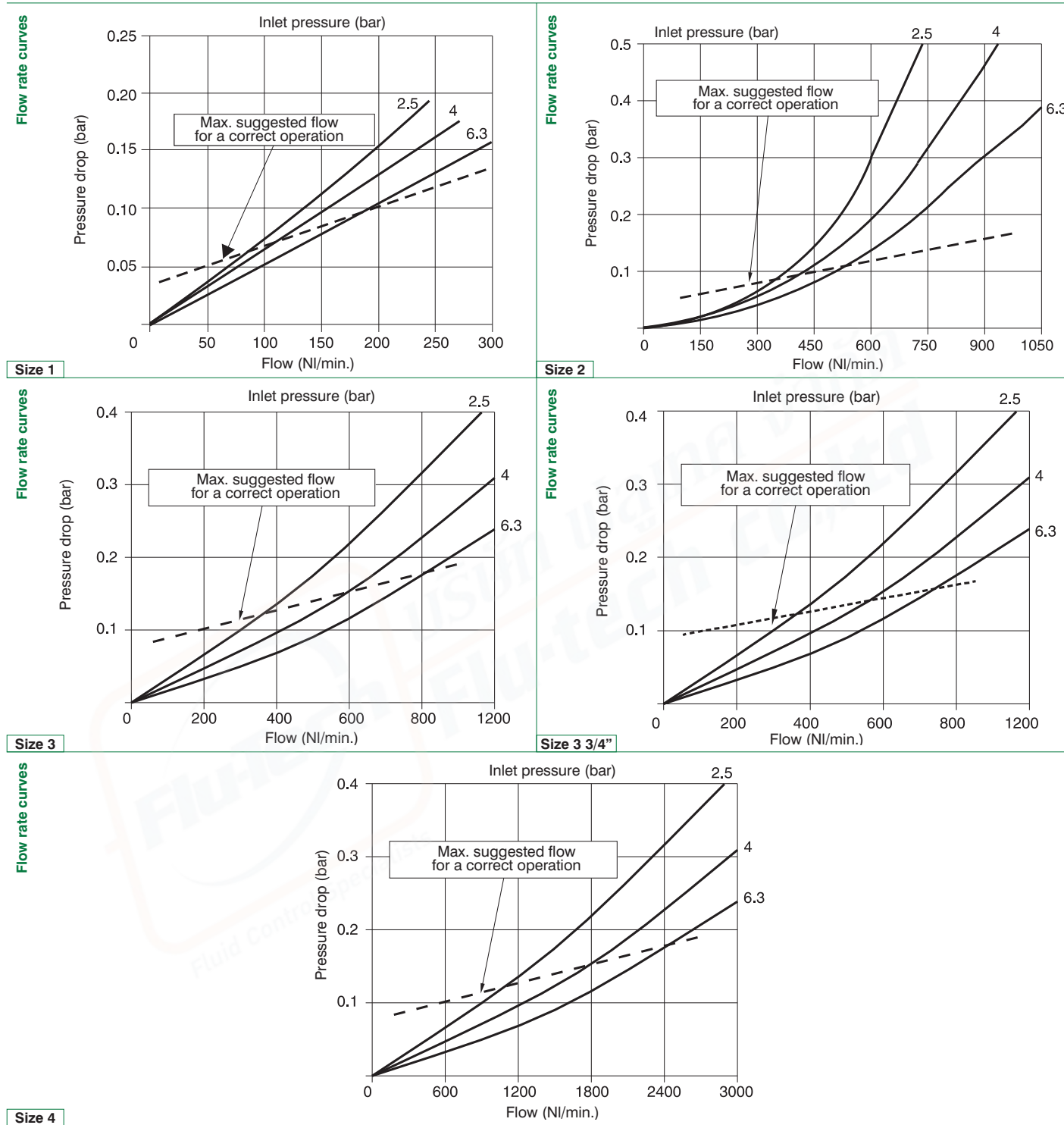
**Size 3 3/4"**



**Size 4**



Characteristic curves



2

AIR TREATMENT



**Dynamic drier**



- ▶ Aluminium body
- ▶ Wall mounting possibility with M8 screws
- ▶ Filtering cartridge made of HDPE available in three different filtration grades (5µm, 20µm, 50µm)
- ▶ Filter cartridge can be regenerated by washing / blowing it or replaced
- ▶ With blind metal bowl
- ▶ Bowl assembly via bayonet type quick coupling mechanism with safety button
- ▶ Automatic condensation drain

2  
AIR TREATMENT

Technical characteristics	Size
	Size 4
Body and connections type	Aluminium body with integrated aluminium connections
Protection and bowl type	Metal bowl with blind metal bowl
IN / OUT connections	G1"
Assembly configuration	Stand alone Panel mounted with M8 screws
Assembly position	Vertical ±5°
Filter pore size (µm)	5 / 20 / 50
Filter efficiency at flow rate 1500 NI/min	96,00%
Bowl capacity (cm <sup>3</sup> )	160
Condensation drain	Automatic
Max. fittings torque IN / OUT connections	G1"metal: 35

Operational characteristics	Size
	Size 4
	Automatic condensation drain
Maximum working pressure (bar)	13
Minimum working pressure (bar)	0,5
Nominal flow rate at 6 bar with Δp=1 (NI/min)	2500
Working temperature (°C)	-5 ÷ +50

Weights	Size
	Size 4
Aluminium body version (g)	1700

Order codes

17 40EB . A . S

Size, body and connections

40EB : Aluminium body, connections G1" (only for size 4)

Filter pore size

A : 5 µm

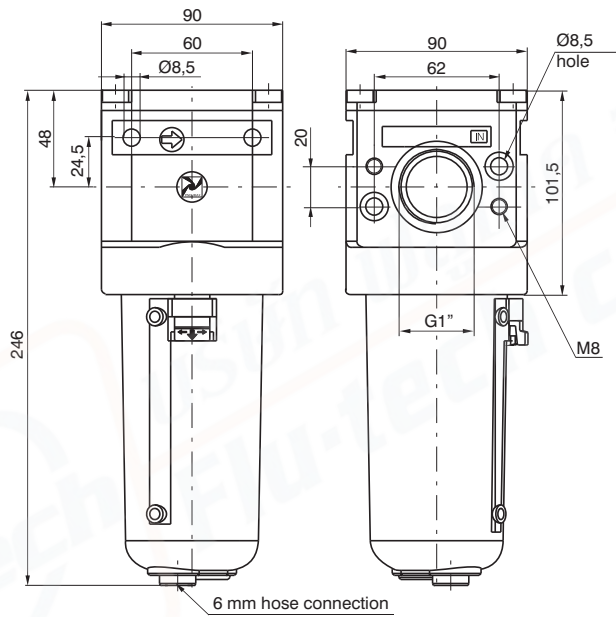
B : 20 µm

C : 50 µm

Example: 1740EB.A.S

Dynamic direr Size 4, aluminium body, G1" connections, filter pore size 5 µm

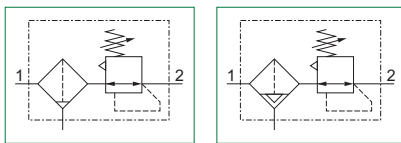
Dimensions



Size 4

**Filter regulators**


- ▶ Filter - diaphragm pressure regulator with relieving
- ▶ Available in 3 sizes with flow rates up to 3500 NI/min and connections from 1/8" to 3/4"
- ▶ Low hysteresis rolling diaphragm and balanced spool
- ▶ Filtering element made of HDPE available in 3 different filtration grades (5µm, 20µm and 50µm)
- ▶ Bowls screwed to the body (Size 1)
- ▶ Bowl assembly via bayonet type quick coupling mechanism with safety button (Size 2 - Size 3)
- ▶ Semi-automatic or automatic drain
- ▶ Available in four pressure ranges up to 12 bar
- ▶ Fitted with panel mounting locking ring
- ▶ Atex certification (II 2GD o II 3GD) on request



**Note**  
 For installations where a more accurate and constant pressure is required, the unit should be installed as close as possible to the point of use. In order to ensure that any fluid discharged by the auto drain assembly is adequately drained away, it is recommended you to use a 6mm fitting and tube.

**AIR TREATMENT**

Technical characteristics	Size		
	Size 1	Size 2	Size 3
<b>Body and connections type</b>	Zinc alloy body, Zinc alloy integrated connections Technopolymer body, metal connections	Aluminium body, integrated aluminium connections	
<b>Protection and bowl type</b>	Technopolymer protection - PA bowl (Size 1 available without protection)		
<b>IN / OUT connections</b>	G1/8" - G1/4"	G1/4" - G3/8"	G3/8" - G1/2", G3/4"
<b>Assembly configuration</b>	Stand alone Panel mounting Panel mounted with M4 screws With fixing bracket	Stand alone Panel mounting Panel mounted with M5 screws With fixing bracket	Stand alone Panel mounting Panel mounted with M6 screws With fixing bracket
<b>Assembly position</b>	Vertical ±5°		
<b>Filter pore size (µm)</b>	5 / 20 / 50		
<b>Pressure range (bar)</b>	0 - 2 / 0 - 4 / 0 - 8 / 0 - 12		
<b>Bowl capacity (cm³)</b>	20	30	48
<b>Condensation drain</b>	Semi-automatic Automatic		
<b>Regulation</b>	Manual push and lock with pressure Manual lockable with accessories		
<b>Pressure measurement</b>	G1/8" Pressure gauge connection port		
<b>Max. fittings torque IN / OUT connections</b>	G1/8" metal: 15 G1/4" metal: 20	G1/4" metal: 20 G3/8" metal: 25	G3/8" metal: 25 G1/2" metal: 30 G3/4" metal: 35

Operational characteristics	Size					
	Size 1	Size 2	Size 3	Size 1	Size 2	Size 3
	Semi-automatic condensation drain			Automatic condensation drain		
<b>Maximum working pressure (bar)</b>	13			10		
<b>Minimum working pressure (bar)</b>	0,5					
<b>Working temperature (°C)</b>	-5 ÷ +50					

Weights	Size		
	Size 1	Size 2	Size 3
Zinc alloy body version (g)	295	/	/
Technopolymer body version (g)	180	/	/
Aluminium body version (g)	/	450	645



Order codes

17 304A . B . D . S . K

Size, body and connections
004A : Zinc alloy body, connections G1/8" (only for size 1)
004B : Zinc alloy body, connections G1/4" (only for size 1)
104A : Technopolymer body, connections G1/8" (only for size 1)
104B : Technopolymer body, connections G1/4" (only for size 1)
204A : Aluminium body, connections G1/4" (only for size 2)
204B : Aluminium body, connections G3/8" (only for size 2)
304A : Aluminium body, connections G3/8" (only for size 3)
304B : Aluminium body, connections G1/2" (only for size 3)
304E : Aluminium body, connections G3/4" (only for size 3)

Filter pore size
A : 5 µm
B : 20 µm
C : 50 µm

Pressure range
A : 0 - 2 bar
B : 0 - 4 bar
C : 0 - 8 bar
D : 0 - 12 bar

Type
P : Bowl protection (only for size 1)
S : Automatic drain (for all sizes)
PS : Bowl protection and automatic drain (only for size 1)

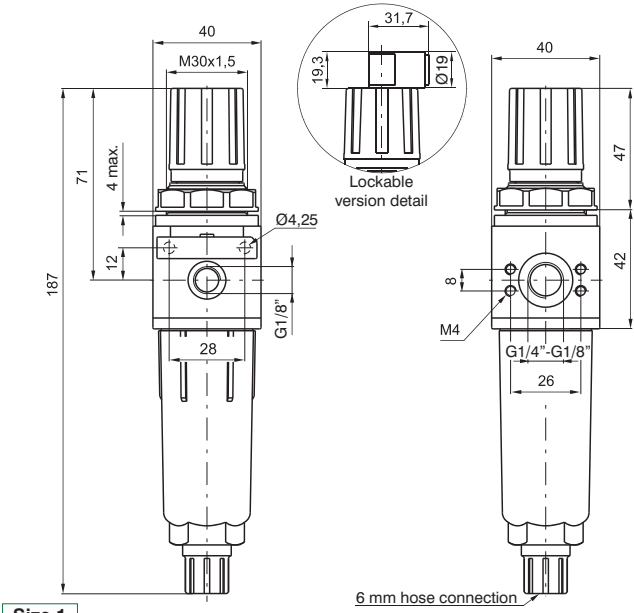
Options
: Standard
K : Lockable version
U : Lockable version with universal key

**Example: 17304A.B.D.S.K**

Filter regulator size 3, aluminium body, G3/8" connections, filter pore size 20 µm 0 - 12 bar, automatic drain lockable version

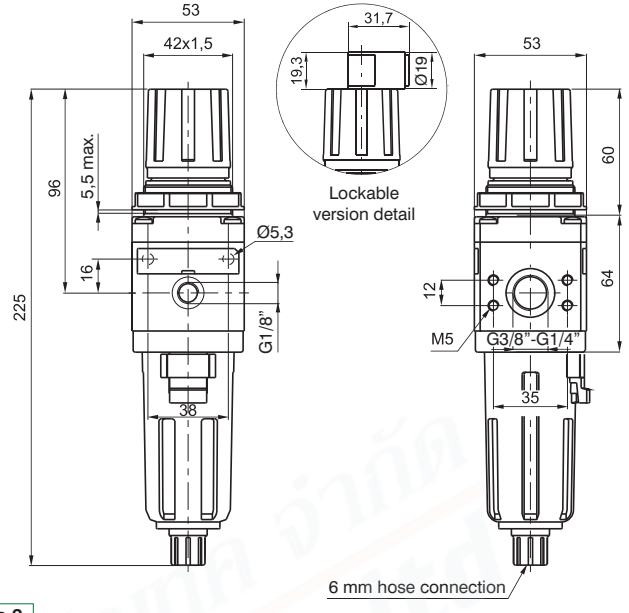
**Dimensions**

2  
AIR TREATMENT



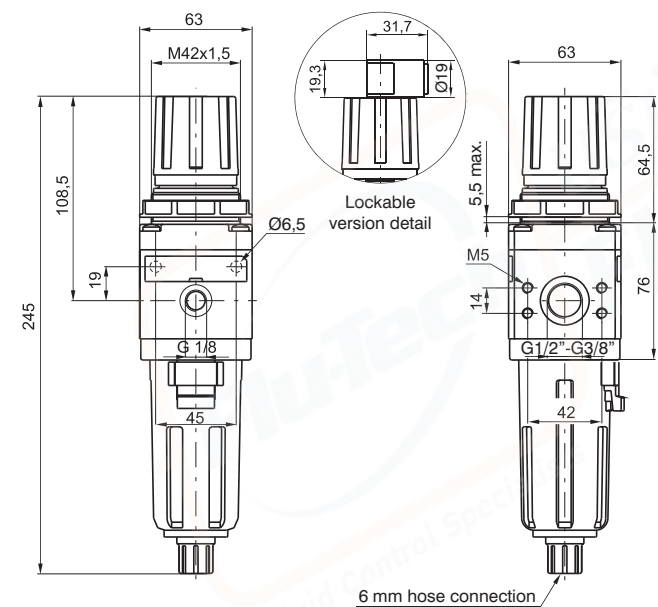
**Size 1**

6 mm hose connection



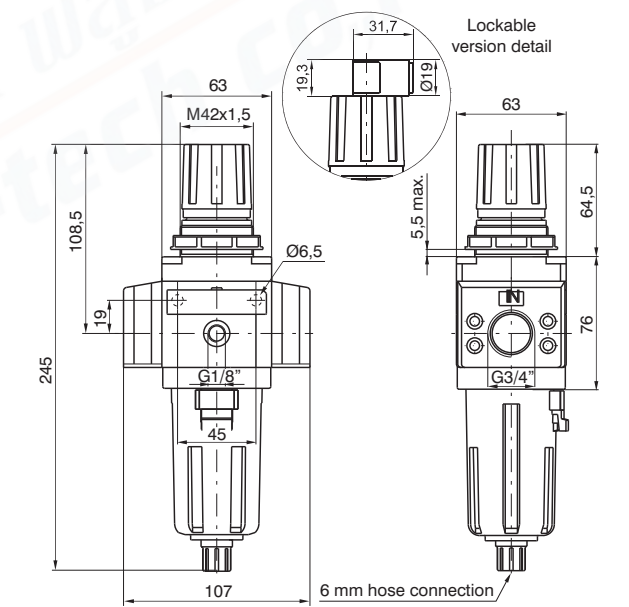
**Size 2**

6 mm hose connection



**Size 3**

6 mm hose connection

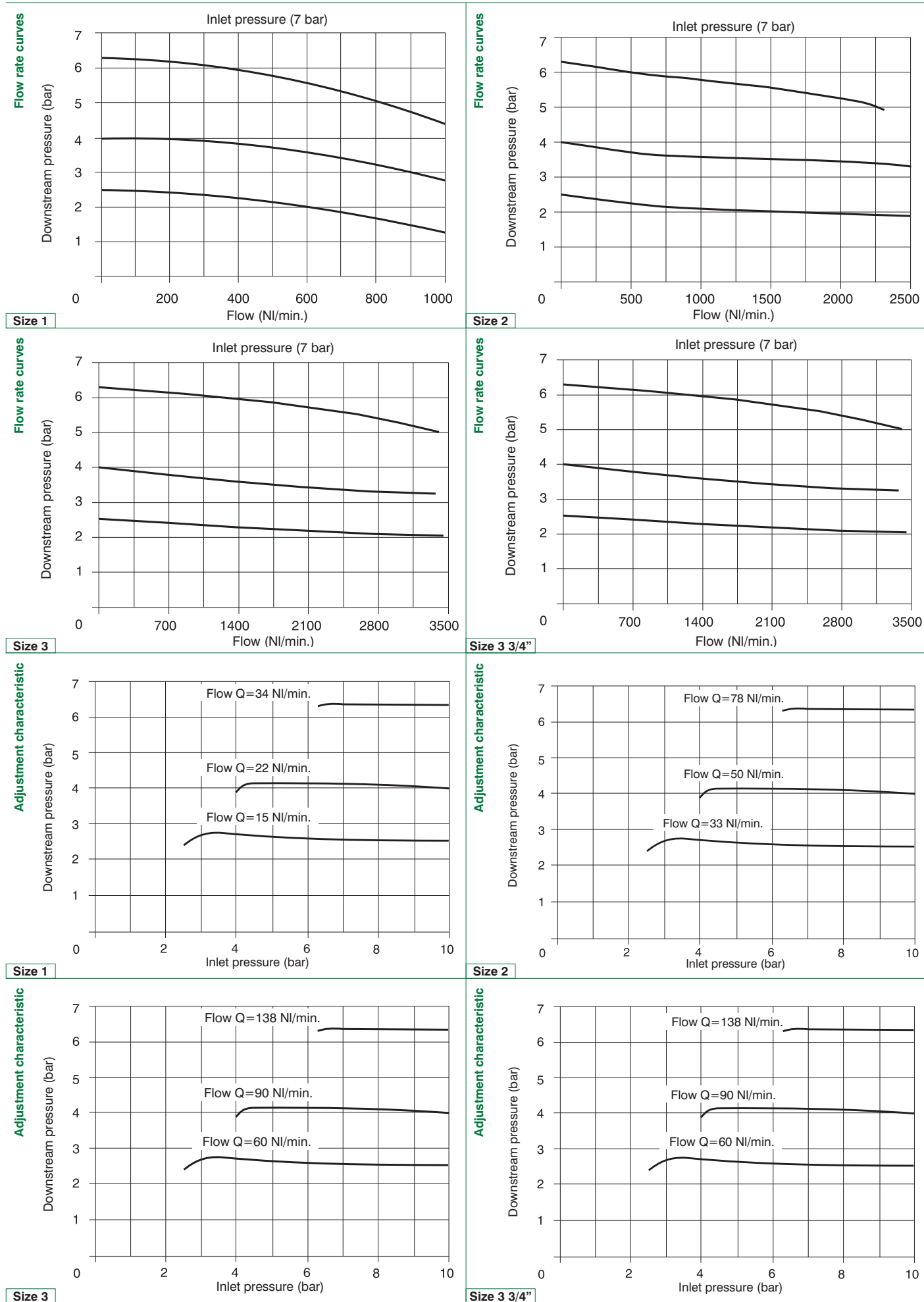


**Size 3 3/4"**

6 mm hose connection

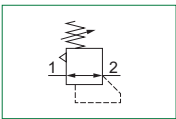


Characteristic curves





- ▶ Diaphragm pressure regulator with relieving
- ▶ Available in 4 sizes with flow rates up to 8000 NI/min and connections from 1/8" to 1"
- ▶ Low hysteresis rolling diaphragm and balanced spool
- ▶ Available in four pressure ranges up to 12 bar
- ▶ Fitted with panel mounting locking ring
- ▶ High flow rate of the discharge valve for the downstream overpressure (Size 4)
- ▶ Atex certification (II 2GD o II 3GD) on request

**2**
**AIR TREATMENT**

**Note**

For installations where a more accurate and constant pressure is required, the unit should be installed as close as possible to the point of use.

Technical characteristics	Size			
	Size 1	Size 2	Size 3	Size 4
<b>Body and connections type</b>	Zinc alloy body, Zinc alloy integrated connections Technopolymer body, metal connections	Aluminium body, integrated aluminium connections		
<b>IN / OUT connections</b>	G1/8" - G1/4"	G1/4" - G3/8"	G3/8" - G1/2", G3/4"	G1"
<b>Assembly configuration</b>	Stand alone Panel mounting Panel mounted with M4 screws With fixing bracket	Stand alone Panel mounting Panel mounted with M5 screws With fixing bracket	Stand alone Panel mounting Panel mounted with M6 screws With fixing bracket	Stand alone Panel mounting Panel mounted with M8 screws
<b>Assembly position</b>	Indifferent			
<b>Pressure range (bar)</b>	0 - 2 / 0 - 4 / 0 - 8 / 0 - 12			
<b>Regulation</b>	Manual push and lock with pressure Manual lockable with accessories			
<b>Pressure measurement</b>	G1/8" Pressure gauge connection port			
<b>Max. fittings torque IN / OUT connections</b>	G1/8" metal: 15 G1/4" metal: 20	G1/4" metal: 20 G3/8" metal: 25	G3/8" metal: 25 G1/2" metal: 30 G3/4" metal: 35	G1" metal: 35

Operational characteristics	Size			
	Size 1	Size 2	Size 3	Size 4
<b>Maximum working pressure (bar)</b>	13			
<b>Minimum working pressure (bar)</b>	0,5			
<b>Working temperature (°C)</b>	-5 ÷ +50			

Weights	Size			
	Size 1	Size 2	Size 3	Size 4
Zinc alloy body version (g)	250	/	/	/
Technopolymer body version (g)	135	/	/	/
Aluminium body version (g)	/	390	550	1900



Order codes

17 302A . D . L . K

Size, body and connections
002A : Zinc alloy body, connections G1/8" (only for size 1)
002B : Zinc alloy body, connections G1/4" (only for size 1)
102A : Technopolymer body, connections G1/8" (only for size 1)
102B : Technopolymer body, connections G1/4" (only for size 1)
202A : Aluminium body, connections G1/4" (only for size 2)
202B : Aluminium body, connections G3/8" (only for size 2)
302A : Aluminium body, connections G3/8" (only for size 3)
302B : Aluminium body, connections G1/2" (only for size 3)
302E : Aluminium body, connections G3/4" (only for size 3)
402NB : Aluminium body, connections G1" (only for size 4)

Pressure range
A : 0 - 2 bar
B : 0 - 4 bar
C : 0 - 8 bar
D : 0 - 12 bar

Type
L : Without relieving
SM : Improved relieving (not available for Size 4)

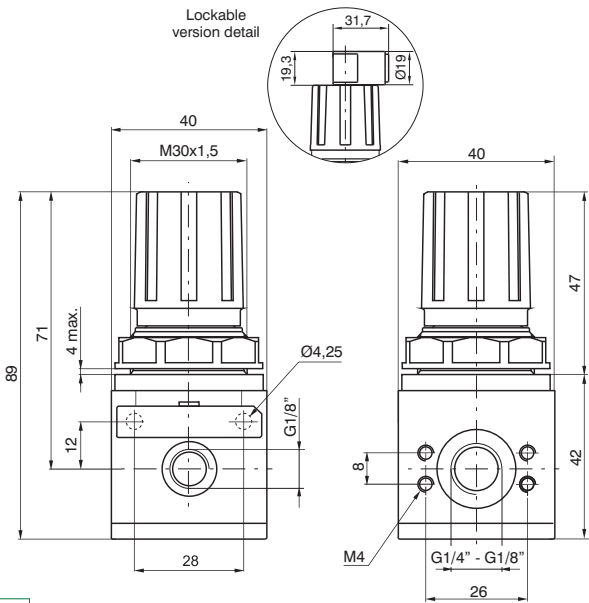
Options
: Standard
K : Lockable version
U : Lockable version with universal key

**Example: 17302A.D.L.K**

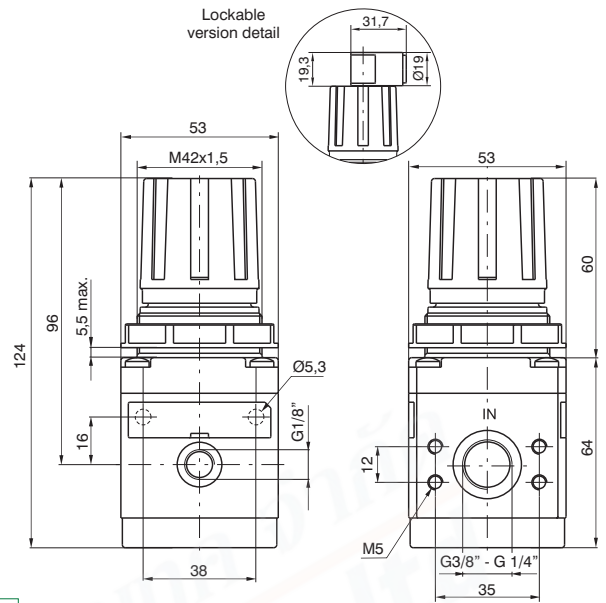
Regulator size 3, body in light aluminium alloy, G3/8"connections, 0 - 12 bar, without relieving, lockable version

**Dimensions**

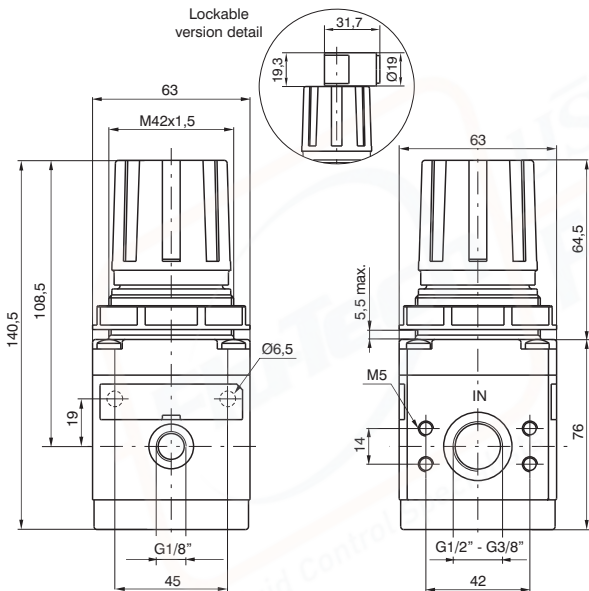
2  
AIR TREATMENT



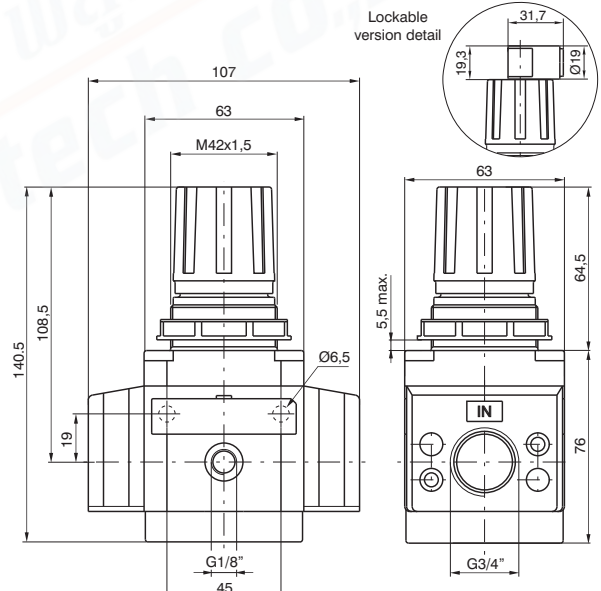
**Size 1**



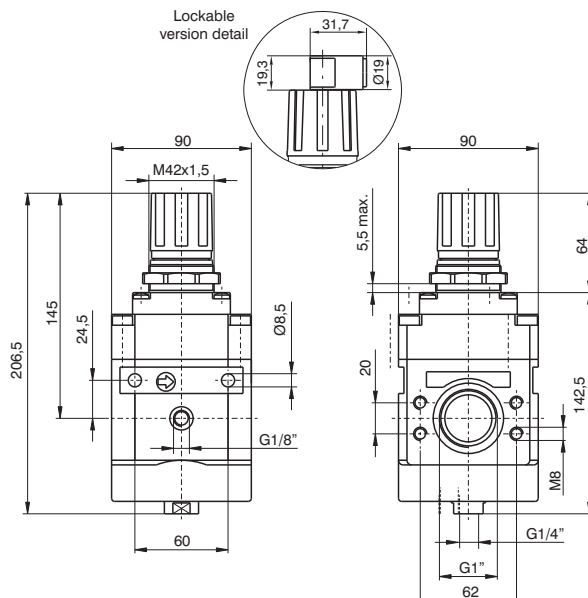
**Size 2**



**Size 3**



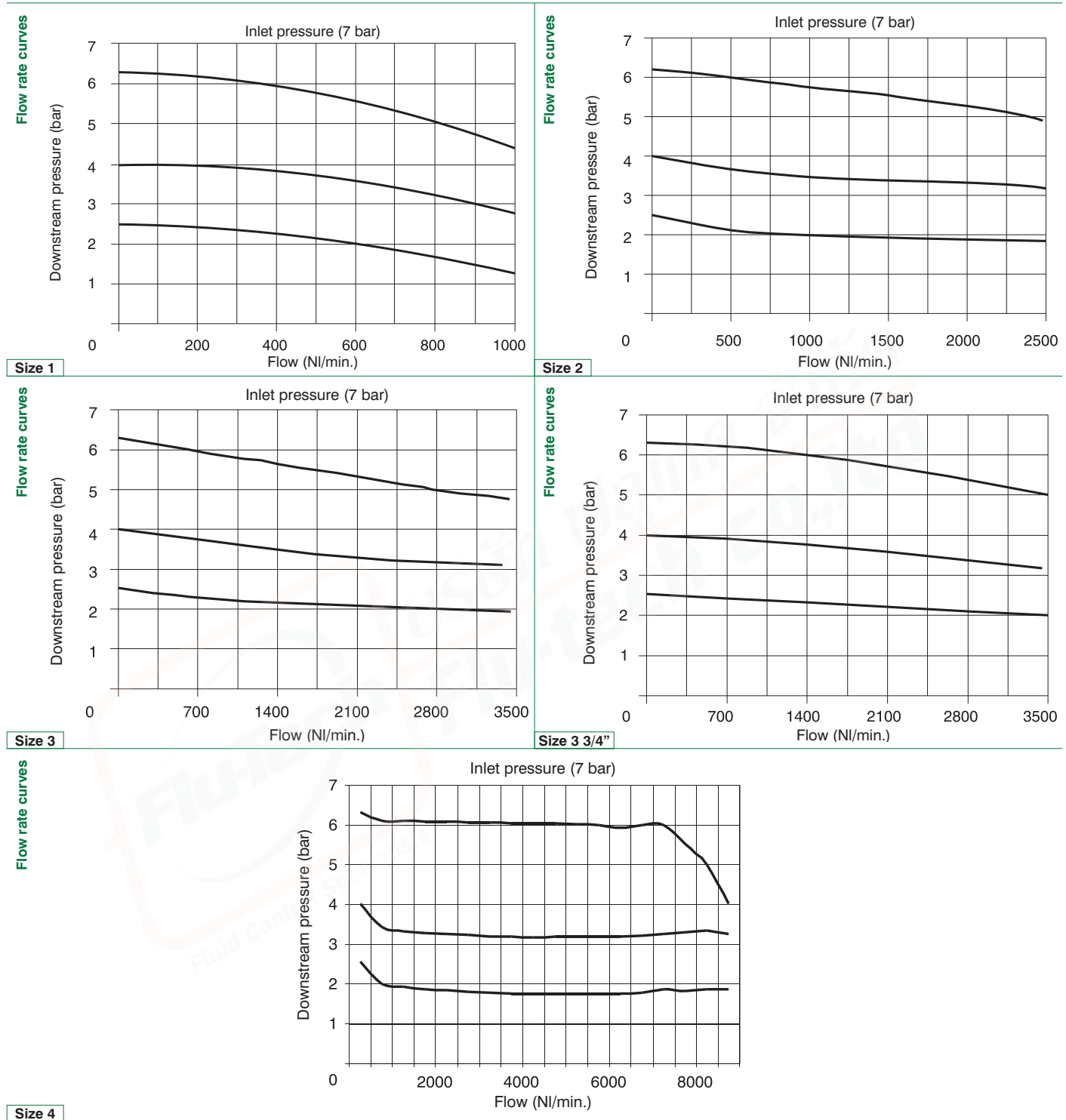
**Size 3 3/4"**



**Size 4**



Characteristic curves

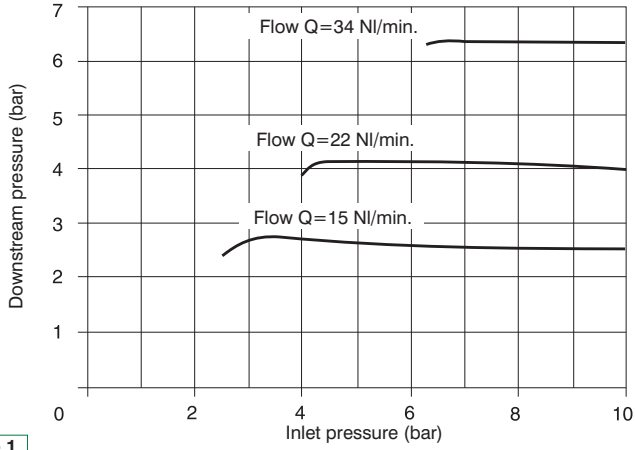


2

AIR TREATMENT

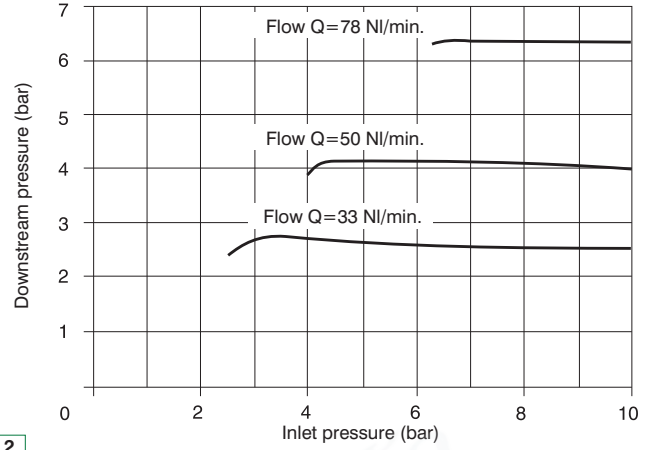


Adjustment characteristic



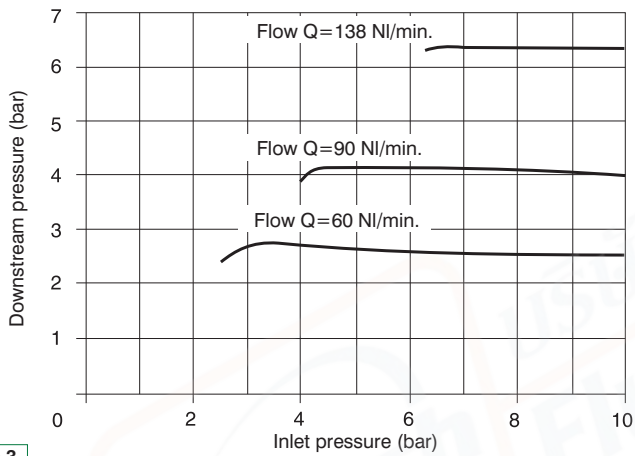
Size 1

Adjustment characteristic



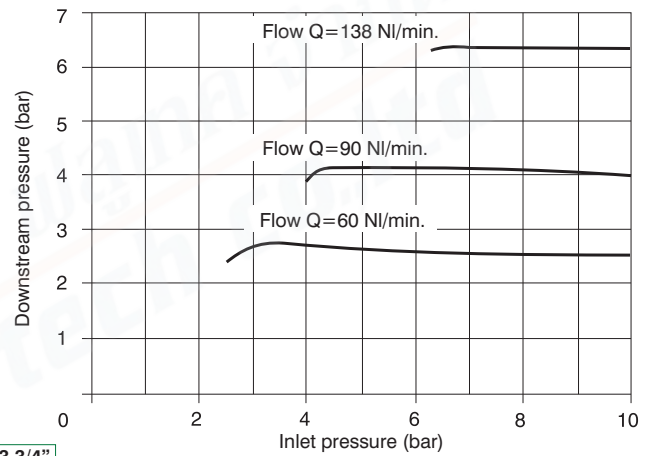
Size 2

Adjustment characteristic



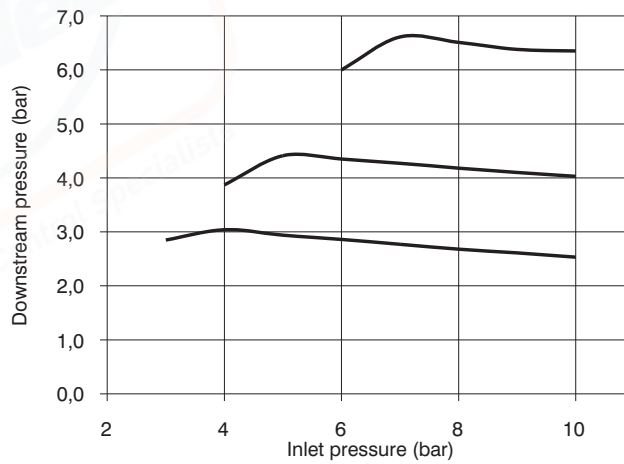
Size 3

Adjustment characteristic



Size 3 3/4"

Adjustment characteristic

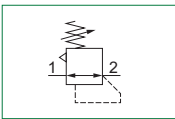


Size 4

▶ Regulators with integrated pressure gauge



- ▶ Diaphragm pressure regulator with relieving
- ▶ Available in 4 sizes with flow rates up to 3500 NI/min and connections from 1/8" to 1/2"
- ▶ Low hysteresis rolling diaphragm and balanced spool
- ▶ Available in four pressure ranges up to 12 bar
- ▶ Fitted with panel mounting locking ring
- ▶ Pressure gauge included on the top of adjusting knob
- ▶ Atex certification (II 2GD o II 3GD) on request



**Note**

For installations where a more accurate and constant pressure is required, the unit should be installed as close as possible to the point of use.

Technical characteristics	Size		
	Size 1	Size 2	Size 3
<b>Body and connections type</b>	Zinc alloy body, Zinc alloy integrated connections Technopolymer body, metal connections	Aluminium body, integrated aluminium connections	
<b>IN / OUT connections</b>	G1/8" - G1/4"	G1/4" - G3/8"	G3/8" - G1/2"
<b>Assembly configuration</b>	Stand alone Panel mounting Panel mounted with M4 screws With fixing bracket	Stand alone Panel mounting Panel mounted with M5 screws With fixing bracket	Stand alone Panel mounting Panel mounted with M6 screws With fixing bracket
<b>Assembly position</b>	Indifferent		
<b>Pressure range (bar)</b>	0 - 2 / 0 - 4 / 0 - 8 / 0 - 12		
<b>Regulation</b>	Manual push and lock with pressure		
<b>Pressure measurement</b>	G1/8" Pressure gauge connection port is included on the top of adjusting knob		
<b>Max. fittings torque IN / OUT connections</b>	G1/8" metal: 15 G1/4" metal: 20	G1/4" metal: 20 G3/8" metal: 25	G3/8" metal: 25 G1/2" metal: 30

Operational characteristics	Size		
	Size 1	Size 2	Size 3
<b>Maximum working pressure (bar)</b>	13		
<b>Minimum working pressure (bar)</b>	0,5		
<b>Working temperature (°C)</b>	-5 ÷ +50		

Weights	Size		
	Size 1	Size 2	Size 3
Zinc alloy body version (g)	380	/	/
Technopolymer body version (g)	250	/	/
Aluminium body version (g)	/	440	600

2  
AIR TREATMENT

**Order codes**

17 322A . D

**Size, body and connections**

**022A** : Zinc alloy body, connections G1/8" (only for size 1)

**022B** : Zinc alloy body, connections G1/4" (only for size 1)

**122A** : Technopolymer body, connections G1/8" (only for size 1)

**122B** : Technopolymer body, connections G1/4" (only for size 1)

**222A** : Aluminium body, connections G1/4" (only for size 2)

**222B** : Aluminium body, connections G3/8" (only for size 2)

**322A** : Aluminium body, connections G3/8" (only for size 3)

**322B** : Aluminium body, connections G1/2" (only for size 3)

**Pressure range**

**A** : 0 - 2 bar

**B** : 0 - 4 bar

**C** : 0 - 8 bar

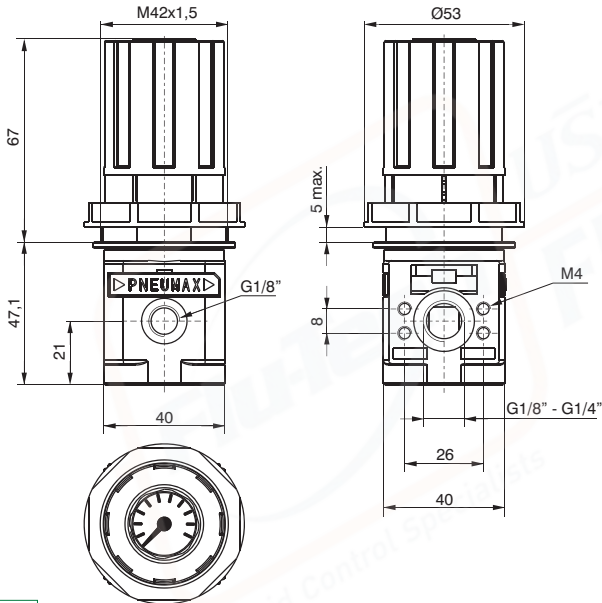
**D** : 0 - 12 bar

**Example: 17322A.D**

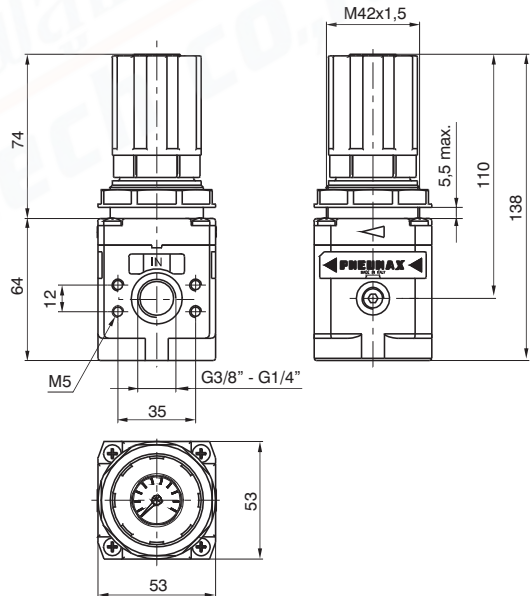
Size 3 regulator with integrated pressure gauge, Aluminium body, G3/8" connections, 0 - 12 bar

**Dimensions**

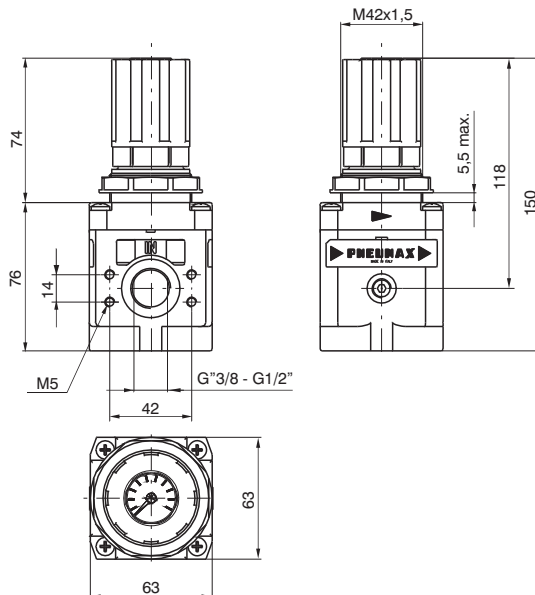
AIR TREATMENT



**Size 1**



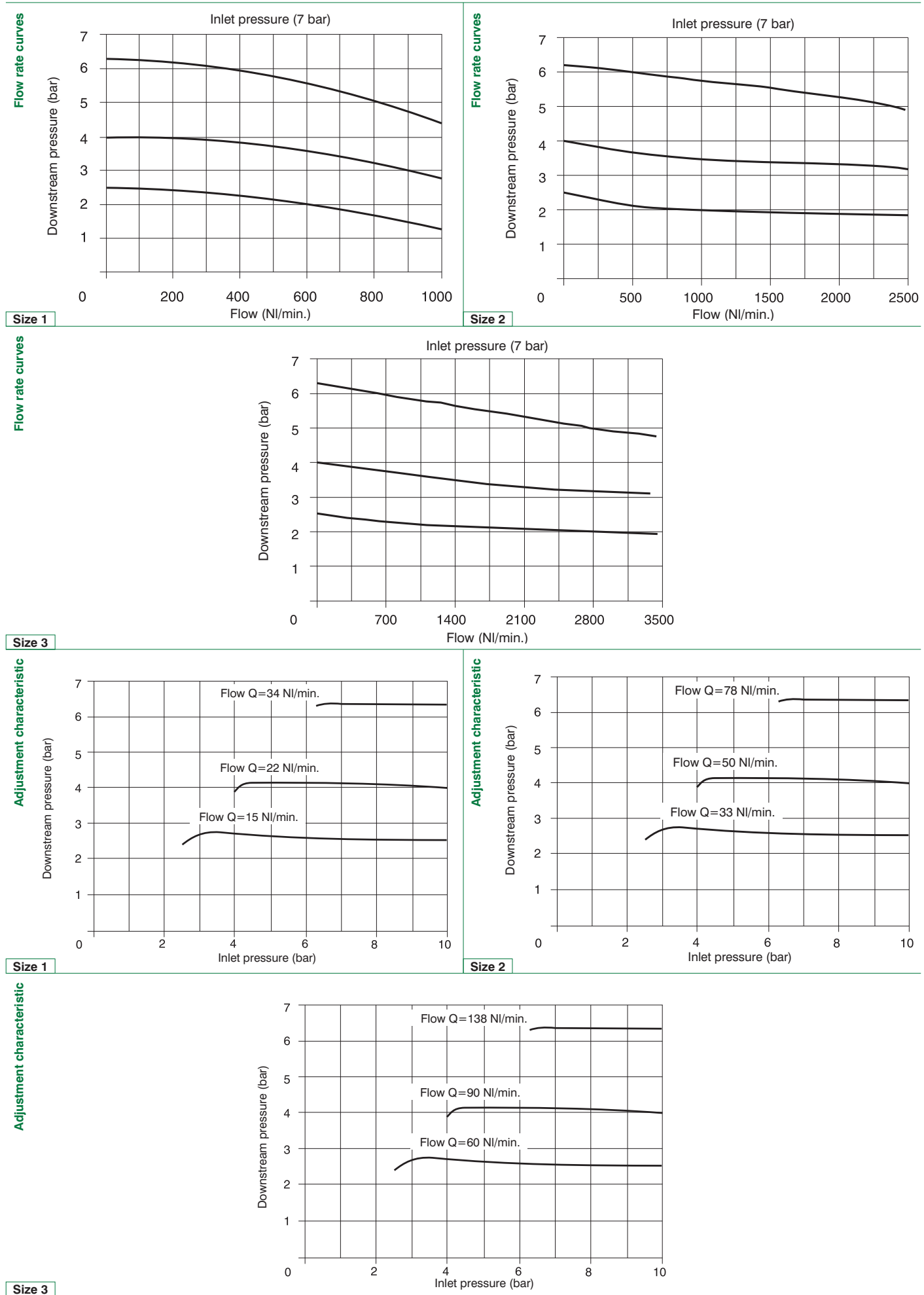
**Size 2**



**Size 3**



Characteristic curves





▶ High sensitive air pressure regulators with high flow rate relieving



- ▶ Accurate capacity to maintain set pressure
- ▶ Sensitivity combined with high relieving rates
- ▶ High flow rate with extremely low pressure drop
- ▶ Pressure adjusting lockable handle by simply pressing it downwards in the desired position
- ▶ Aluminium body
- ▶ Ring nut for panel mounting
- ▶ Construction with controlled relief
- ▶ Atex certification (II 2GD) on request

2

AIR TREATMENT

Technical characteristics	Size	
	Size 1	Size 3
Body and connections type	Aluminium body, integrated aluminium connections	
IN / OUT connections	G1/4"	G1/2"
Assembly configuration	Stand alone Panel mounting With fixing bracket	Stand alone Panel mounting With fixing bracket
Assembly position	Indifferent	
Fluid	20µ filtered air and preferably non lubricated	
Air flow with inlet pressure 10 bar (NI/min)	5	
Pressure range (bar)	0,1 - 2 / 0,1 - 4 / 0,1 - 7 / 0,1 - 10	
Regulation	Manual push and lock with pressure Manual lockable with accessories	
Pressure measurement	G1/8" Pressure gauge connection port	
Max. fittings torque IN / OUT connections	G1/4" metal: 20	G1/2" metal: 30

Operational characteristics	Size	
	Size 1	Size 3
Maximum working pressure (bar)	10	
Minimum working pressure (bar)	0,5	
Working temperature (°C)	-5 ÷ +50	

Weights	Size	
	Size 1	Size 3
Aluminium body version (g)	380	970

Order codes

17 3S2B . 0010 . E . K

Size, body and connections

1S2B : Aluminium body, connections G1/4" (only for size 1)  
3S2B : Aluminium body, connections G1/2" (only for size 3)

Pressure range

0002 : 0,1 - 2 bar  
0004 : 0,1 - 4 bar  
0007 : 0,1 - 7 bar  
0010 : 0,1 - 10 bar

Type

: Standard  
E : External pressure feedback

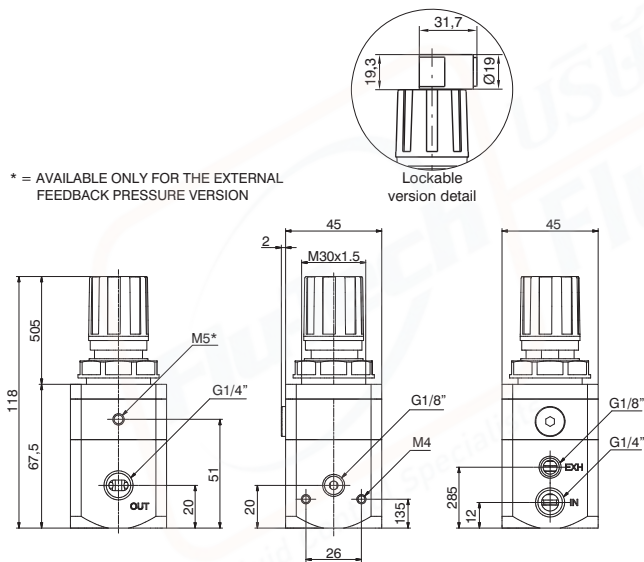
Options

: Standard  
K : Lockable version  
U : Lockable version with universal key

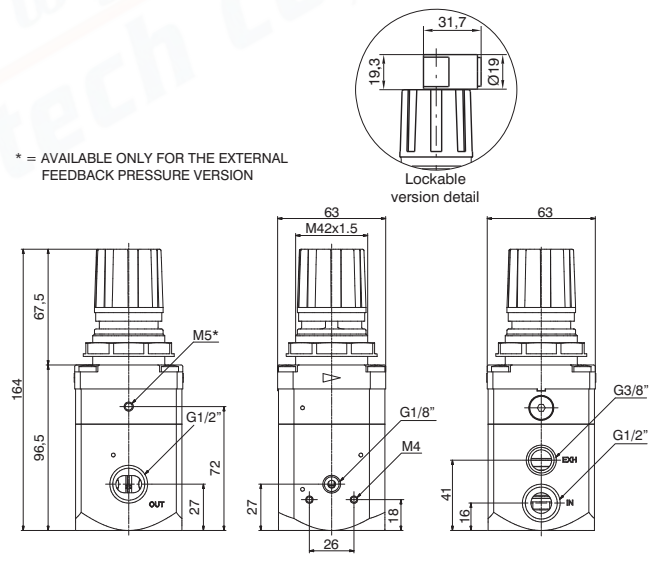
Example: 173S2B.0010.E.K

Size 3 high sensitive air pressure regulator with high flow rate relieving, aluminium body, G1/2" connections, 0,1 - 10 bar, external pressure feedback, lockable version

Dimensions



Size 1



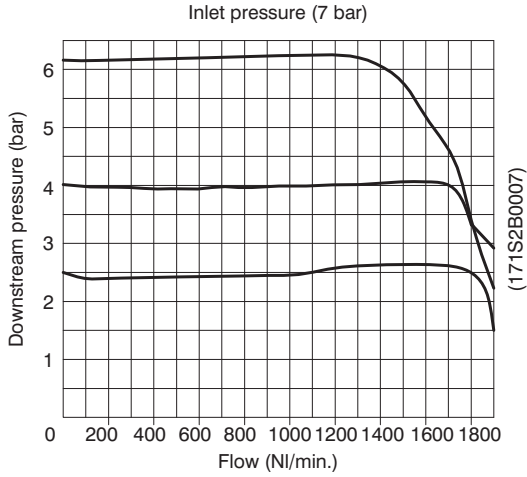
Size 3



**Characteristic curves**

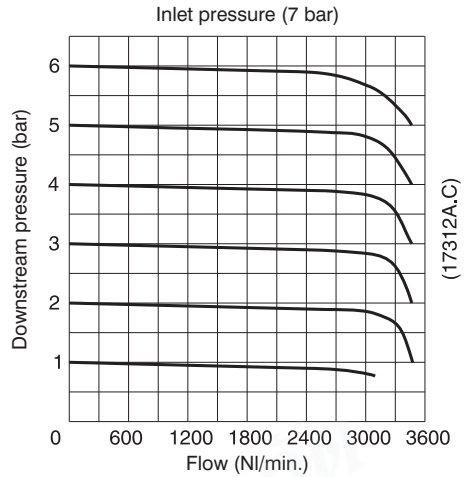
2

Flow rate curves



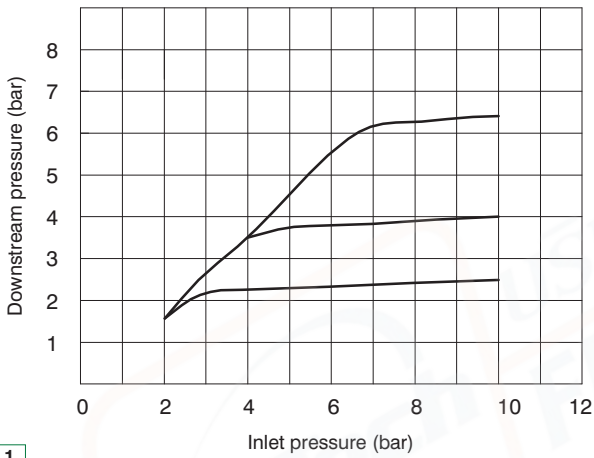
Size 1

Flow rate curves



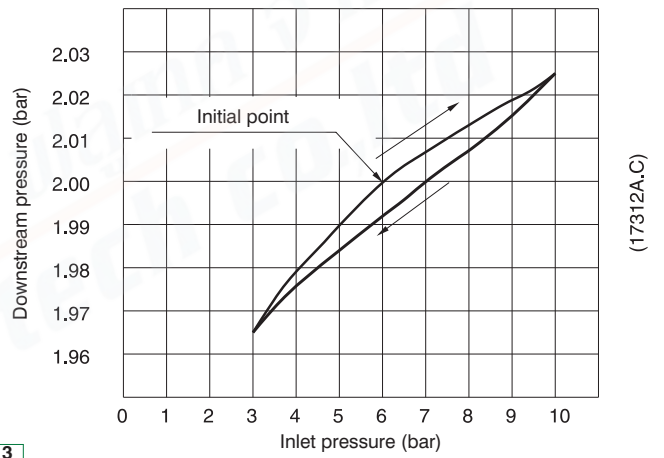
Size 3

Adjustment characteristic



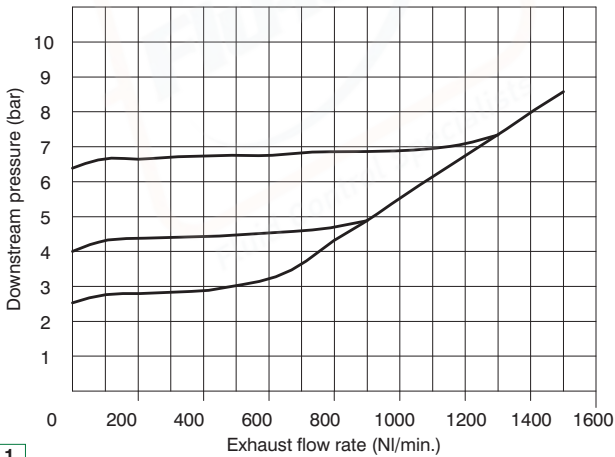
Size 1

Adjustment characteristic



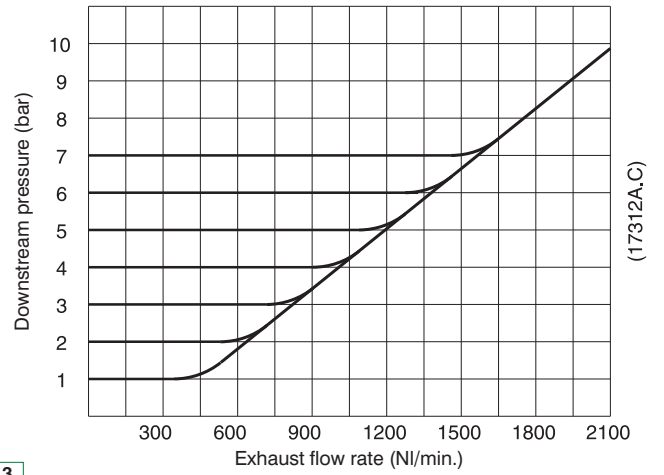
Size 3

Exhaust flow rate curves



Size 1

Exhaust flow rate curves

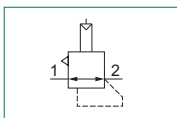


Size 3

► Piloted pressure regulators



- Diaphragm piloted pressure regulator
- Available in 3 sizes with flow rates up to 3500 NI/min and connections from 1/4" a 1"
- Atex certification (II 2GD o II 3GD) on request



**Note**  
Always regulate the rising pressure.

Technical characteristics	Size		
	Size 2	Size 3	Size 4
Body and connections type	Aluminium body, integrated aluminium connections		
IN / OUT connections	G1/4" - G3/8"	G3/8" - G1/2"	G1"
Assembly configuration	Stand alone Panel mounted with M5 screws	Stand alone Panel mounted with M5 screws	Stand alone Panel mounted with M8 screws
Assembly position	Indifferent		
Pressure range (bar)	0,5 ÷ 10		
Regulation	Pneumatic piloting		
Pressure measurement	G1/8" Pressure gauge connection port		
Max. fittings torque IN / OUT connections	G1/4" metal: 20 G3/8" metal: 25	G3/8" metal: 25 G1/2" metal: 30	G1" metal: 35

Operational characteristics	Size		
	Size 2	Size 3	Size 4
Maximum working pressure (bar)	13		
Minimum working pressure (bar)	0,5		
Pilot pressure range (bar)	0,5 ÷ 10		
Working temperature (°C)	-5 ÷ +50		

Weights	Size		
	Size 2	Size 3	Size 4
Aluminium body version (g)	313	510	1638

2  
AIR TREATMENT



**Order codes**

17 302A . P . L

**Size, body and connections**

<b>202A</b> : Aluminium body, connections G1/4" (only for size 2)
<b>202B</b> : Aluminium body, connections G3/8" (only for size 2)
<b>302A</b> : Aluminium body, connections G3/8" (only for size 3)
<b>302B</b> : Aluminium body, connections G1/2" (only for size 3)
<b>402NB</b> : Aluminium body, connections G1" (only for size 4)

**Options**

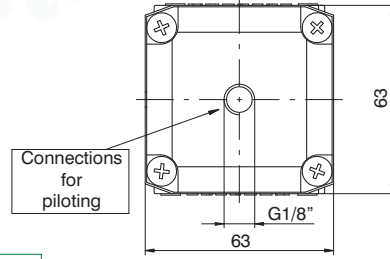
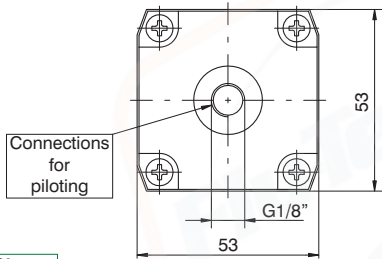
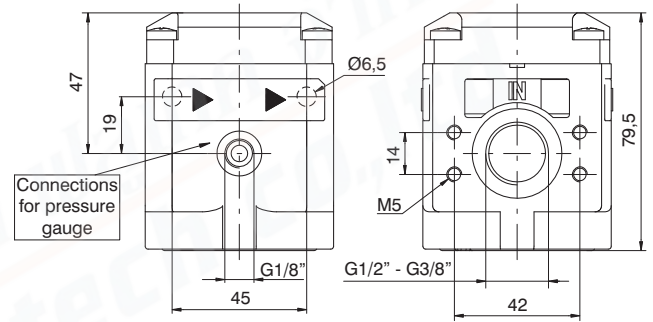
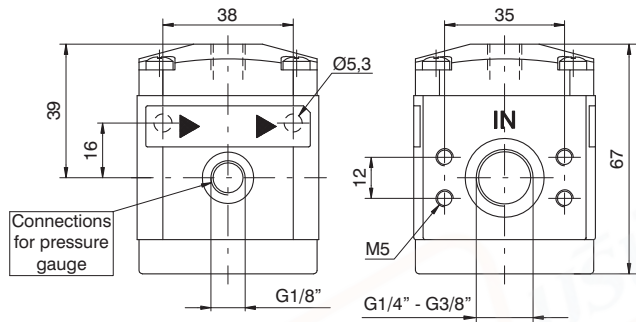
: Standard
L : Without relieving (not available for Size 4)

**Example: 17302A.PL**

Size 3 piloted pressure regulator, aluminium body, G3/8" connections, without relieving

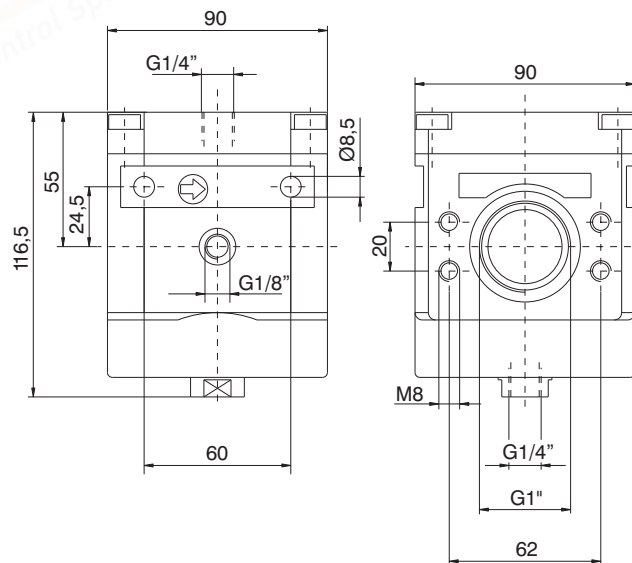
2 AIR TREATMENT

**Dimensions**



**Size 2**

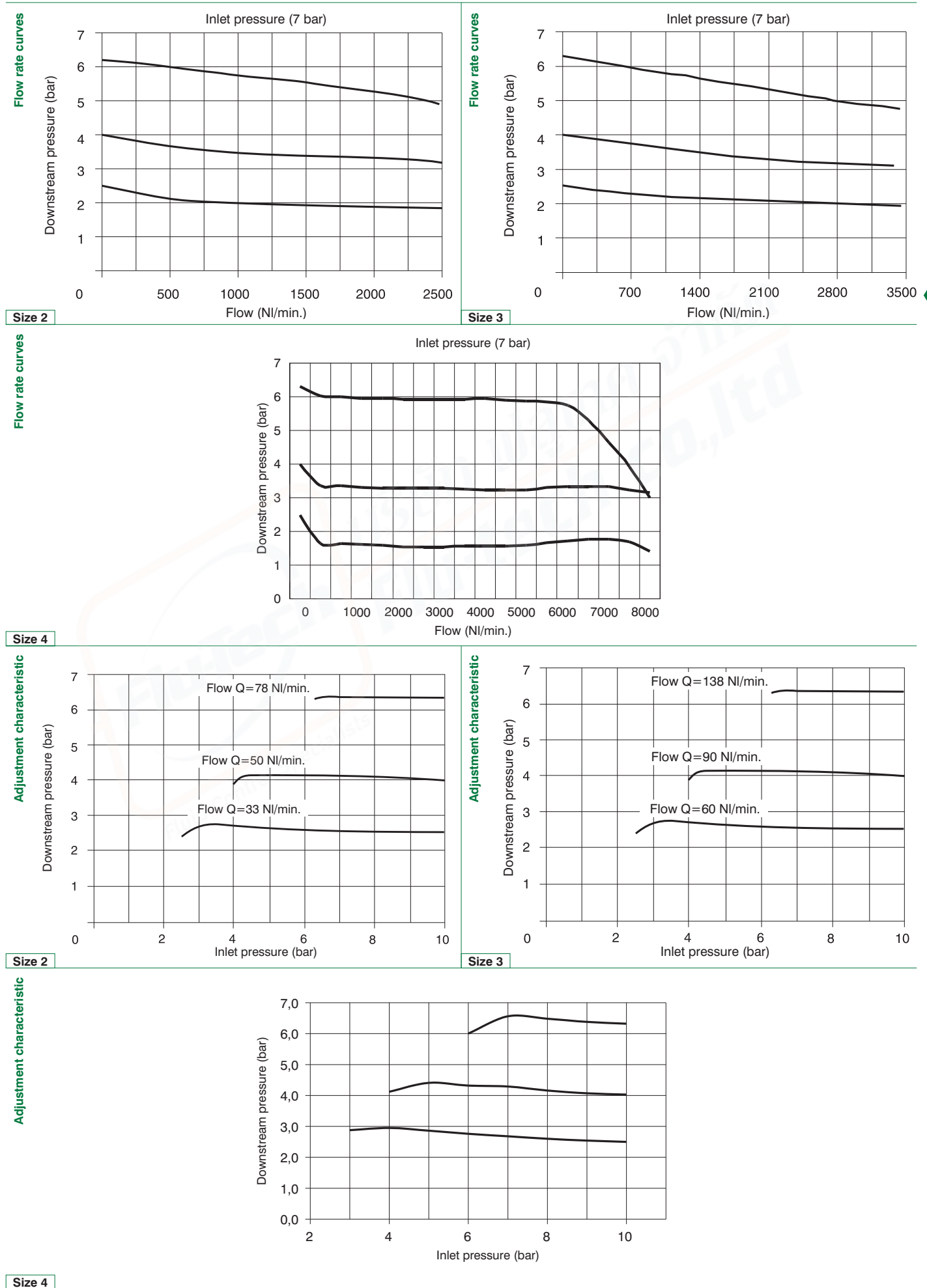
**Size 3**



**Size 4**

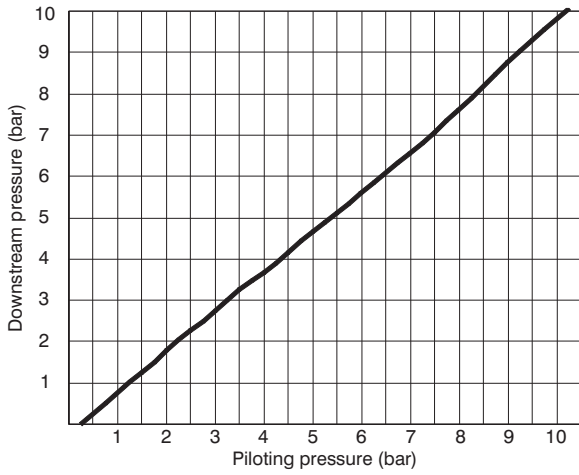


Characteristic curves



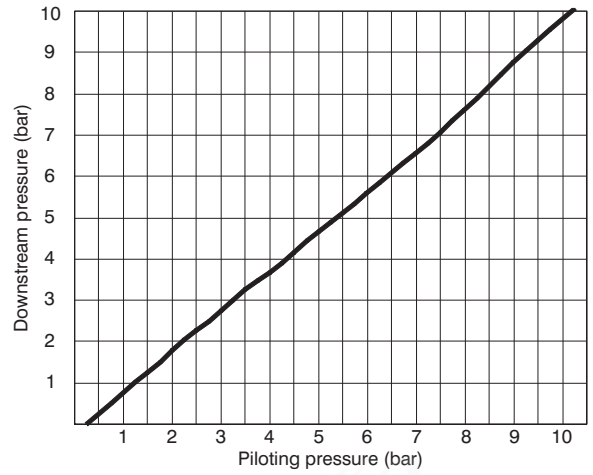


Curve di pilotaggio



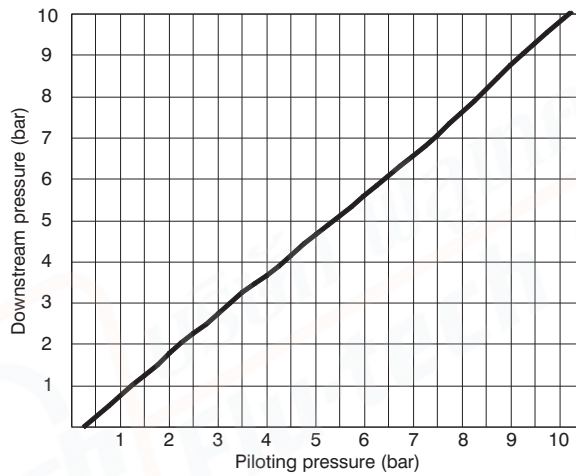
Size 2

Curve di pilotaggio



Size 3

Curve di pilotaggio



Size 4

▶ High sensitive pressure regulator with pneumatic pilot



- ▶ Accurate capacity to maintain set pressure
- ▶ Sensitivity combined with high relieving rates
- ▶ High flow rate with extremely low pressure drop
- ▶ Aluminium body
- ▶ Construction with controlled relief
- ▶ Atex certification (II 2GD) on request

Technical characteristics	Size
	Size 3
Body and connections type	Aluminium body, integrated aluminium connections
IN / OUT connections	G1/2"
Assembly configuration	Stand alone
Assembly position	Indifferent
Fluid	20µ filtered air and preferably non lubricated
Air flow with inlet pressure 10 bar (NI/min)	5
Pressure measurement	G1/8" Pressure gauge connection port
Max. fittings torque IN / OUT connections	G1/2" metal: 30

Operational characteristics	Size
	Size 3
Maximum working pressure (bar)	10
Minimum working pressure (bar)	0,5
Working temperature (°C)	-5 ÷ +50

Weights	Size
	Size 3
Aluminium body version (g)	970



Order codes

17 **3P2B** .0010

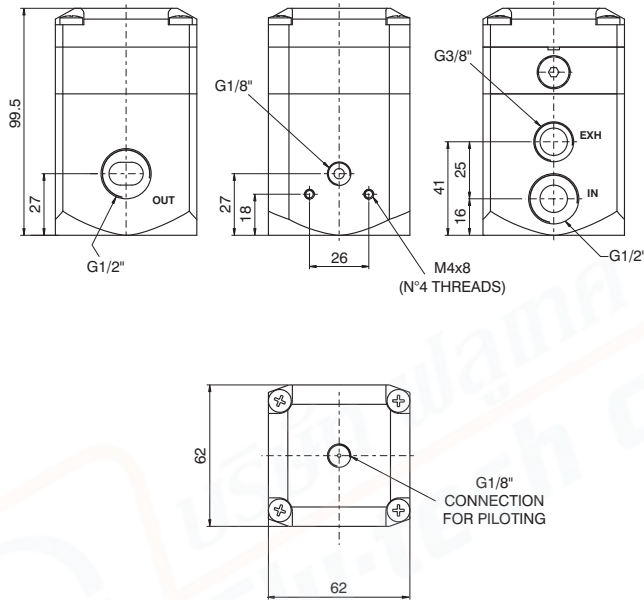
**Size, body and connections**

3P2B : Aluminium body, connections G1/2" (only for size 3)

**Example: 173P2B.0010**

Size 3 high sensitive pressure regulator with pneumatic pilot, aluminium body, G1/2" connections

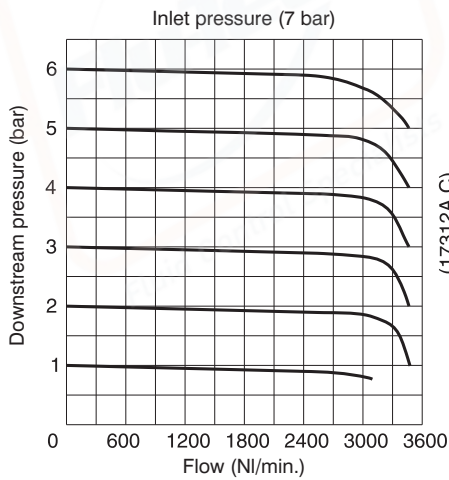
Dimensions



Size 3

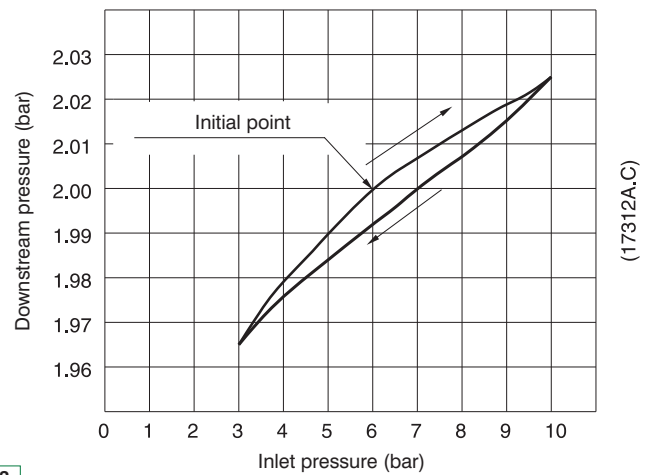
Characteristic curves

Flow rate curves



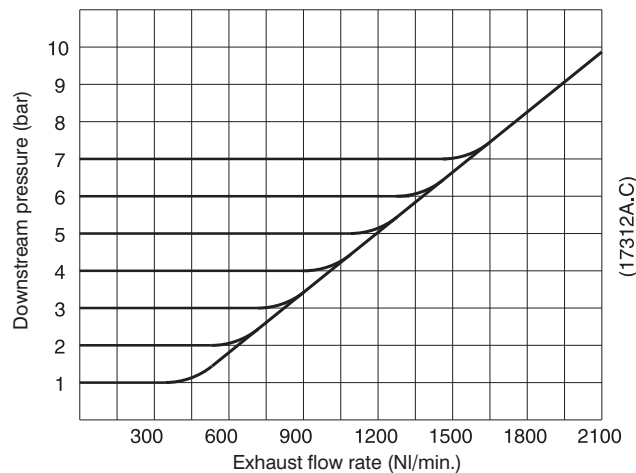
Size 3

Adjustment characteristic



Size 3

Exhaust flow rate curves

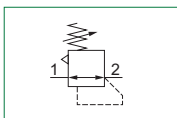


Size 3

▶ Panel mounting pressure regulator



- ▶ Diaphragm pressure regulator with relieving
- ▶ Balanced poppet
- ▶ Technopolymer body, metal connections
- ▶ Pressure adjusting lockable handle by simply pressing it downwards in the desired position
- ▶ Ring nut for panel mounting
- ▶ Atex certification (II 3GD) on request



Technical characteristics	Size
	Size 1
Body and connections type	Technopolymer body, integrated metal connections
IN / OUT connections	G1/8" - G1/4"
Assembly configuration	Stand alone Panel mounting With fixing bracket
Assembly position	indifferent
Pressure range (bar)	0 - 2 / 0 - 4 / 0 - 8 / 0 - 12
Regulation	Manual push and lock with pressure Manual lockable with accessories
Pressure measurement	G1/8" Pressure gauge connection port
Max. fittings torque IN / OUT connections	G1/8" metal: 15 G1/4" metal: 20

Operational characteristics	Size
	Size 1
Maximum working pressure (bar)	13
Minimum working pressure (bar)	0,5
Working temperature (°C)	-5 ÷ +50

Weights	Size
	Size 1
Technopolymer body version (g)	110



**Order codes**

17 109A . D . L . K

**Size, body and connections**

**109A** : Technopolymer body, connections G1/8"  
**109B** : Technopolymer body, connections G1/4"

**Pressure range**

**A** : 0 - 2 bar  
**B** : 0 - 4 bar  
**C** : 0 - 8 bar  
**D** : 0 - 12 bar

**Type**

**L** : Without relieving  
**SM** : Improved relieving  
**SR** : Quick exhaust (Unbalanced poppet)  
**SRM** : Quick exhaust with improved relieving  
**SMF** : Improved relieving with controlled relief

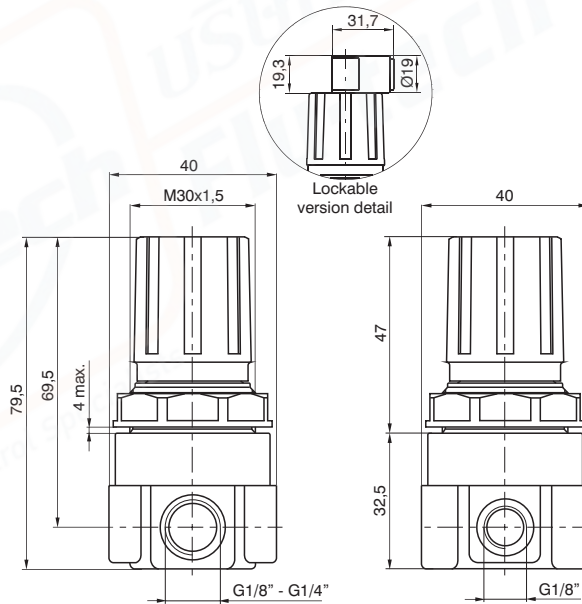
**Options**

: Standard  
**K** : Lockable version  
**U** : Lockable version with universal key

**Example: 17109A.D.L.K**

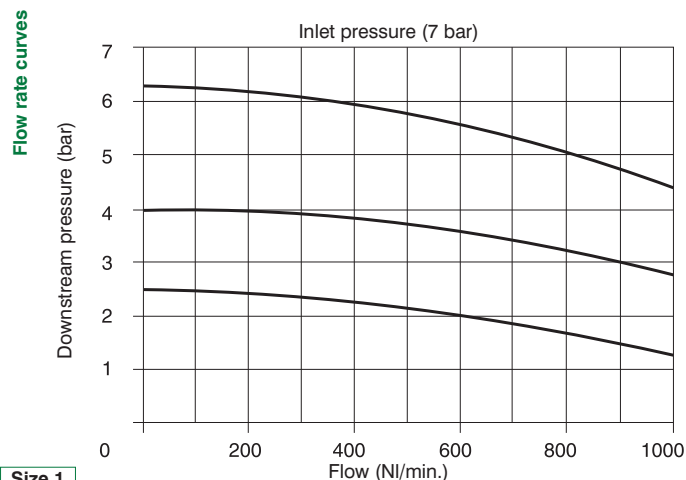
Size 1 Panel mounting pressure regulator, technopolymer body, G1/8" connections, 0 - 12 bar, without relieving, Lockable version

**Dimensions**

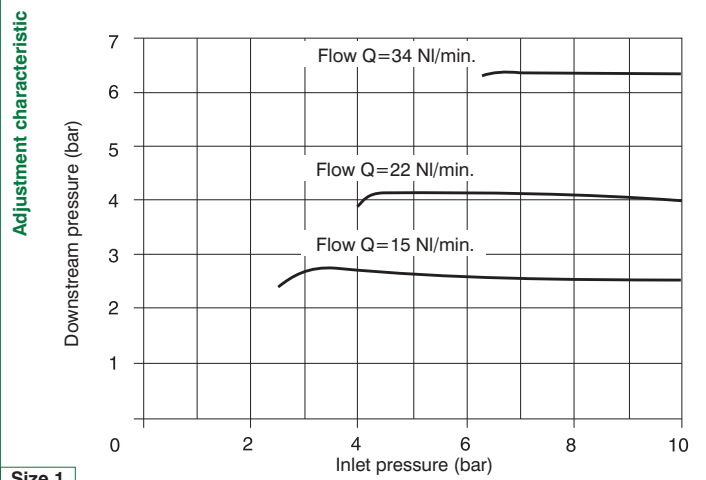


**Size 1**

**Characteristic curves**



**Size 1**

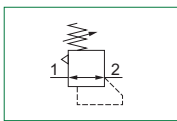


**Size 1**

▶ Panel mounting pressure regulator including pressure gauge



- ▶ Diaphragm pressure regulator with relieving
- ▶ Balanced poppet
- ▶ Technopolymer body with aluminum reinforced threaded connections
- ▶ Pressure adjusting lockable handle by simply pressing it downwards in the desired position
- ▶ Including pressure gauge integrated on the knob
- ▶ Ring nut for panel mounting
- ▶ Atex certification (II 3GD) on request



Technical characteristics	Size
	Size 1
Body and connections type	Technopolymer body, aluminum reinforced threaded connections
IN / OUT connections	G1/8" - G1/4"
Assembly configuration	Stand alone Panel mounting With fixing bracket
Assembly position	Indifferent
Pressure range (bar)	0 - 2 / 0 - 4 / 0 - 8 / 0 - 12
Regulation	Manual push and lock with pressure
Pressure measurement	G1/8" Pressure gauge connection port integrated on the knob
Max. fittings torque IN / OUT connections	G1/8" metal: 15 G1/4" metal: 20

Operational characteristics	Size
	Size 1
Maximum working pressure (bar)	13
Minimum working pressure (bar)	0,5
Working temperature (°C)	-5 ÷ +50

Weights	Size
	Size 1
Technopolymer body version (g)	250

**Order codes**

17 129A . D

**Size, body and connections**

129A : Technopolymer body, connections G1/8"

129B : Technopolymer body, connections G1/4"

**Pressure range**

A : 0 - 2 bar

B : 0 - 4 bar

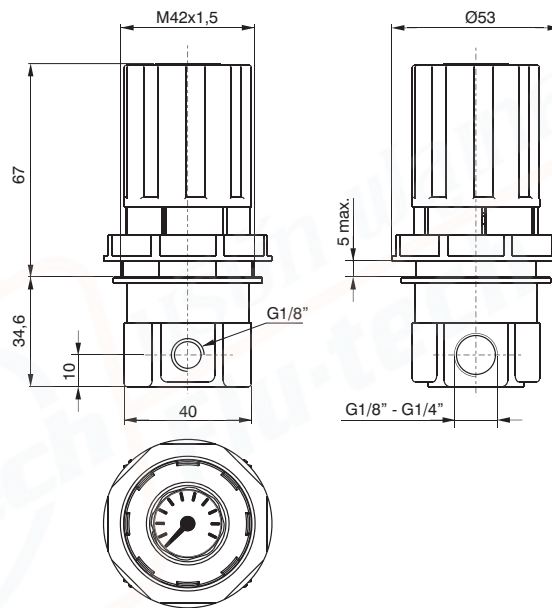
C : 0 - 8 bar

D : 0 - 12 bar

**Example: 17129A.D**

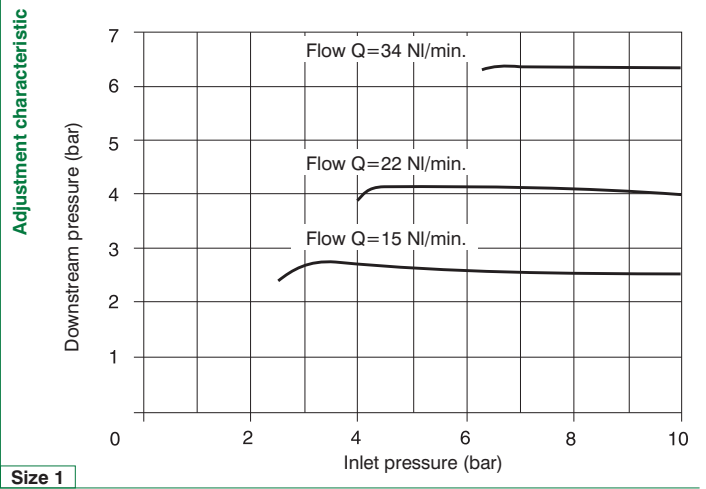
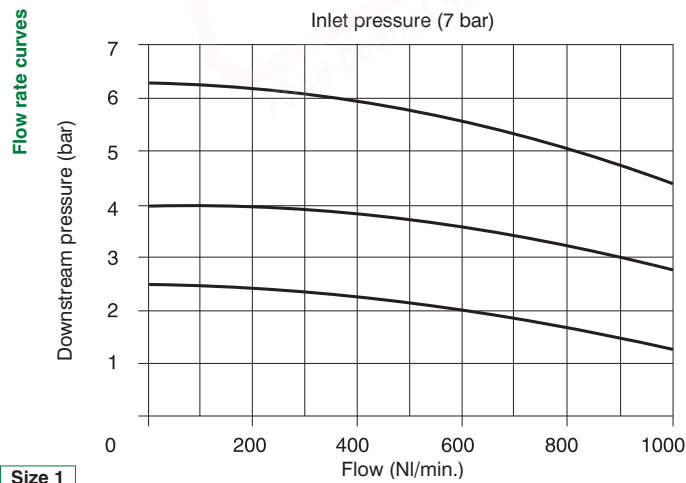
Size 1 panel mounting pressure regulator including pressure gauge, technopolymer body, G1/8" connections, 0 - 12 bar

**2 Dimensions**



Size 1

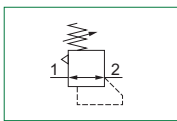
**Characteristic curves**



▶ Pressure regulators for manifold



- ▶ Diaphragm pressure regulator with relieving.
- ▶ Available with 2 front outputs connections G1/8"
- ▶ Available in four pressure ranges up to 12 bar
- ▶ Ring nut for panel mounting
- ▶ Available with integrated pressure gauge on the top of adjusting knob
- ▶ Air supply can be applied by both directions (Right or Left)
- ▶ Max. 6off pressure regulators in manifold configuration
- ▶ Atex certification (II 2GD) on request



**Note**

For installations where a more accurate and constant pressure is required, the unit should be installed as close as possible to the point of use.

Technical characteristics	Size
	Size 1
Body and connections type	Zinc alloy body, integrated zinc alloy connections
IN / OUT connections	G1/8" - G1/4"
Assembly configuration	Stand alone Panel mounting Panel mounted with M4 screws With fixing bracket
Assembly position	Indifferent
Pressure range (bar)	0 - 2 / 0 - 4 / 0 - 8 / 0 - 12
Regulation	Manual push and lock with pressure Manual lockable with accessories (only for version without pressure gauge)
Pressure measurement	Integrated pressure gauge on the top of adjusting knob (optional)
Max. fittings torque IN / OUT connections	G1/8" metal: 15 G1/4" metal: 20

Operational characteristics	Size
	Size 1
Maximum working pressure (bar)	13
Minimum working pressure (bar)	0,5
Working temperature (°C)	-5 ÷ +50

Weights	Size
	Size 1
Zinc alloy body version (g)	380



**Order codes**

17 **0B2A** . **D** . **K**

**Size, body and connections**

<b>0B2A</b> : Zinc alloy body, connections G1/8"
<b>0B2B</b> : Zinc alloy body, connections G1/4"
<b>0M2A</b> : Zinc alloy body, connections G1/8" with integrated pressure gauge
<b>0M2B</b> : Zinc alloy body, connections G1/4" with integrated pressure gauge

**Pressure range**

<b>A</b> : 0 - 2 bar
<b>B</b> : 0 - 4 bar
<b>C</b> : 0 - 8 bar
<b>D</b> : 0 - 12 bar

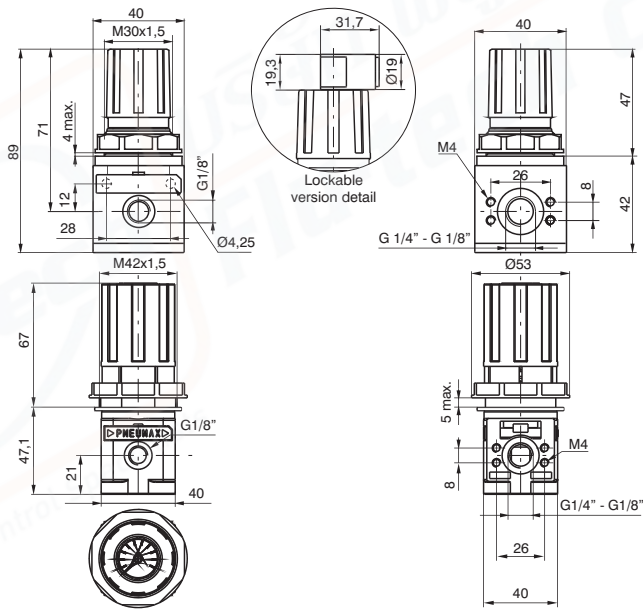
**Options**

: Standard
<b>K</b> : Lockable version (only for version without pressure gauge)
<b>U</b> : Lockable version with universal key (only for version without pressure gauge)

**Example: 170B2A.D.K**

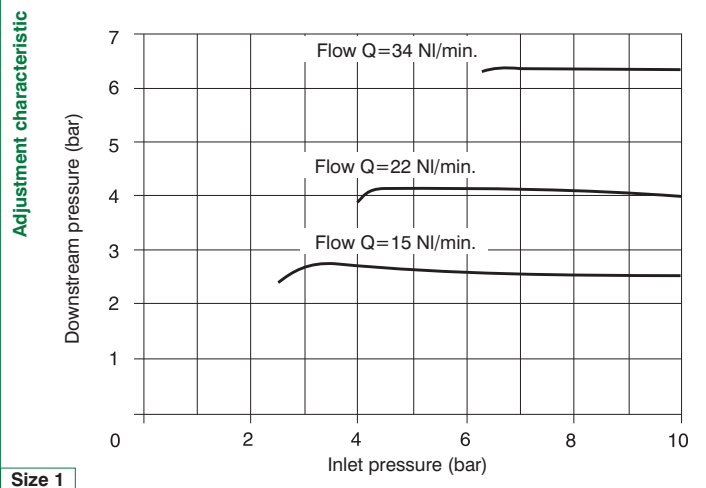
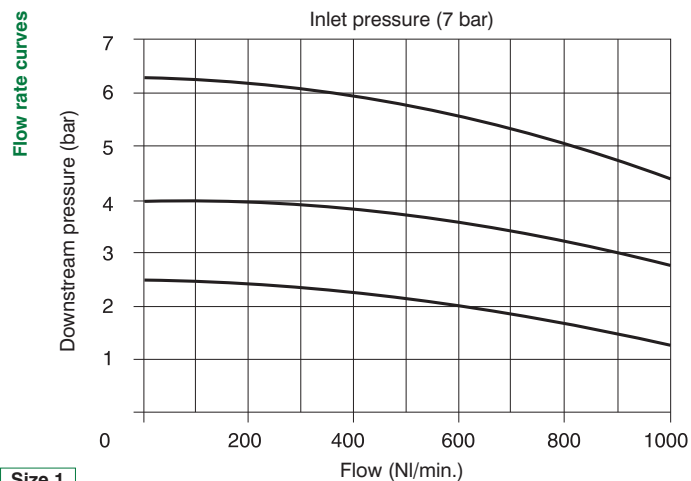
Size 1 pressure regulators for manifold, Zinc alloy body, G1/8" connections, 0 - 12 bar, without pressure gauge, Lockable version

**Dimensions**



Size 1

**Characteristic curves**



▶ Manifold pressure regulators



- ▶ Manifold pressure regulators
- ▶ Available in four pressure ranges up to 12 bar
- ▶ Inlet pressure common for the whole manifold of pressure regulator
- ▶ A maximum of 6 pressure regulators can be mounted
- ▶ Atex certification (II 2GD) on request

Technical characteristics	Size
	Size 1
Body and connections type	Zinc alloy body, integrated zin alloy connections
IN / OUT connections	G1/8" - G1/4"
Assembly configuration	Stand alone Panel mounting Panel mounted with M4 screws With fixing bracket
Assembly position	indifferent
Pressure range (bar)	0 - 2 / 0 - 4 / 0 - 8 / 0 - 12
Regulation	Manual push and lock with pressure Manual lockable with accessories (only for version without pressure gauge)
Pressure measurement	G1/8" Pressure gauge connection port
Max. fittings torque IN / OUT connections	G1/8" metal: 15 G1/4" metal: 20

Operational characteristics	Size
	Size 1
Maximum working pressure (bar)	13
Minimum working pressure (bar)	0,5
Working temperature (°C)	-5 ÷ +50

2  
AIR TREATMENT



**Order codes**

17 BB2A . 6 . C . C . C . C . C . C . K

**Size, body and connections**

<b>BB2A</b> : Zinc alloy body, connections G1/8"
<b>BB2B</b> : Zinc alloy body, connections G1/4"
<b>BM2A</b> : Zinc alloy body, connections G1/8" with integrated pressure gauge
<b>BM2B</b> : Zinc alloy body, connections G1/4" with integrated pressure gauge

**Number of regulators**

<b>2</b> : n. 2 Regulators
<b>3</b> : n. 3 Regulators
<b>4</b> : n. 4 Regulators
<b>5</b> : n. 5 Regulators
<b>6</b> : n. 6 Regulators

**Pressure range**

<b>A</b> : 0 - 2 bar
<b>B</b> : 0 - 4 bar
<b>C</b> : 0 - 8 bar
<b>D</b> : 0 - 12 bar

**Pressure range**

<b>A</b> : 0 - 2 bar
<b>B</b> : 0 - 4 bar
<b>C</b> : 0 - 8 bar
<b>D</b> : 0 - 12 bar

**Pressure range**

<b>A</b> : 0 - 2 bar
<b>B</b> : 0 - 4 bar
<b>C</b> : 0 - 8 bar
<b>D</b> : 0 - 12 bar

**Pressure range**

<b>A</b> : 0 - 2 bar
<b>B</b> : 0 - 4 bar
<b>C</b> : 0 - 8 bar
<b>D</b> : 0 - 12 bar

**Pressure range**

<b>A</b> : 0 - 2 bar
<b>B</b> : 0 - 4 bar
<b>C</b> : 0 - 8 bar
<b>D</b> : 0 - 12 bar

**Pressure range**

<b>A</b> : 0 - 2 bar
<b>B</b> : 0 - 4 bar
<b>C</b> : 0 - 8 bar
<b>D</b> : 0 - 12 bar

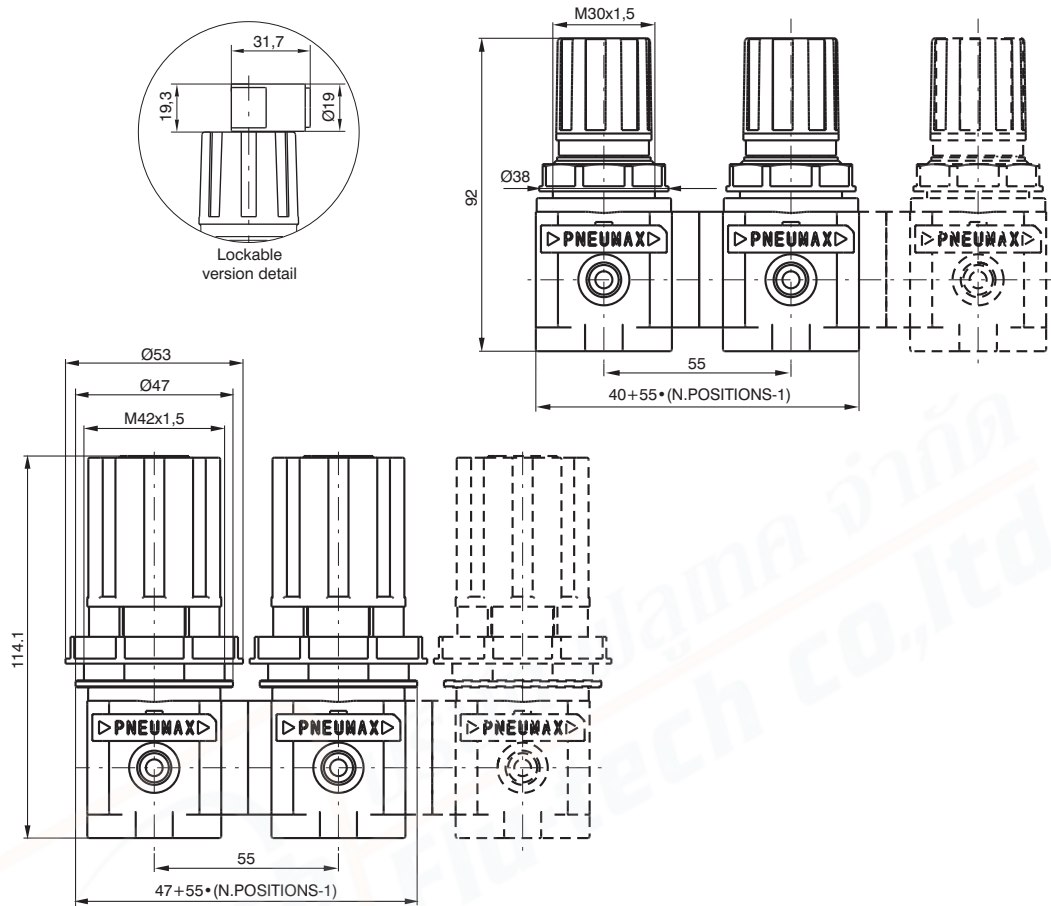
**Options**

: Standard
<b>K</b> : Lockable version (only for version without pressure gauge)
<b>U</b> : Lockable version with universal key (only for version without pressure gauge)

**Example : 17BB2A.6.C.C.C.C.C.C.K** : Size 1 manifold pressure regulators G1/8", 0 - 8 bar, without pressure gauge, Lockable version

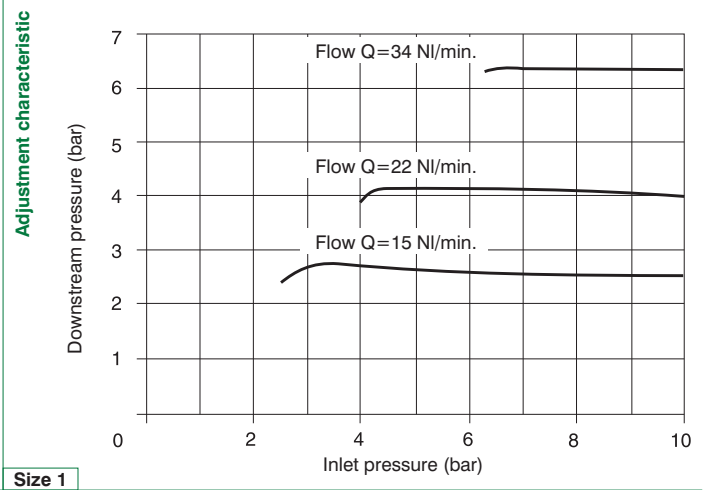
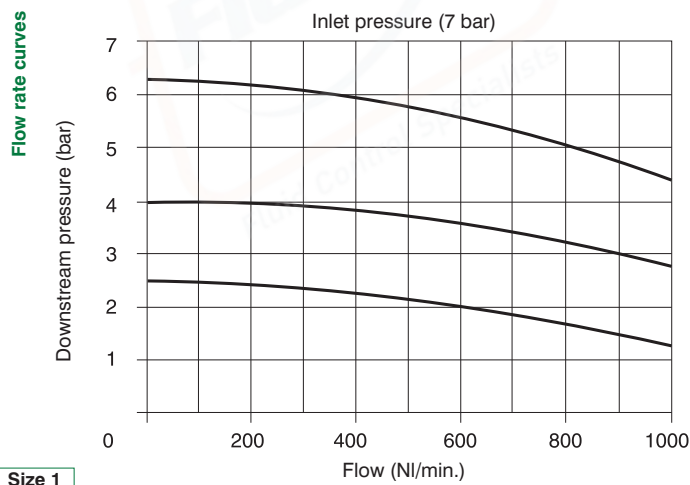
2 AIR TREATMENT

Dimensions



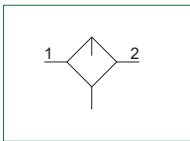
Size 1

Characteristic curves





- ▶ Oil mist lubricator
- ▶ Available in 4 sizes with flow rates up to 10000 NI/min and connections from 1/8" to 1"
- ▶ Bowls screwed to the body (Size 1)
- ▶ Bowl assembly via bayonet type quick coupling mechanism with safety button (Size 2 - Size 3 - Size 4)
- ▶ Variable orifice size in function of the flow rate
- ▶ Oil quantity regulation mechanism and oil quantity visualization dome made of polycarbonate (PC)
- ▶ Oil refill plug
- ▶ Available with low level electrical sensor NO and NC
- ▶ Atex certification (II 2GD o II 3GD) on request

**2**
**AIR TREATMENT**


Technical characteristics	Size			
	Size 1	Size 2	Size 3	Size 4
<b>Body and connections type</b>	Zinc alloy body, Zinc alloy integrated connections Technopolymer body, metal connections	Aluminium body, integrated aluminium connections		
<b>Protection and bowl type</b>	Technopolymer protection - PA bowl (Size 1 available without protection)			Metal bowl with blind metal bowl
<b>IN / OUT connections</b>	G1/8" - G1/4"	G1/4" - G3/8"	G3/8" - G1/2", G3/4"	G1"
<b>Assembly configuration</b>	Stand alone Panel mounted with M4 screws	Stand alone Panel mounted with M5 screws	Stand alone Panel mounted with M6 screws	Stand alone Panel mounted with M8 screws
<b>Assembly position</b>	Vertical ±5°			
<b>Bowl capacity (cm³)</b>	36	52	62	300
<b>Lubrication type</b>	Oil mist			
<b>Oil level regulation</b>	Manual, complete with visual indicator			
<b>Max. fittings torque IN / OUT connections</b>	G1/8" metal: 15 G1/4" metal: 20	G1/4" metal: 20 G3/8" metal: 25	G3/8" metal: 25 G1/2" metal: 30 G3/4" metal: 35	G1" metal: 35

Operational characteristics	Size			
	Size 1	Size 2	Size 3	Size 4
<b>Maximum working pressure (bar)</b>	13			
<b>Minimum working pressure (bar)</b>	0,5			
<b>Min. operational flow at 6,3 bar (NI/min)</b>	10	20		100
<b>Indicative oil drop rate (NI/min)</b>	1 drope every 300/600			
<b>Oil type</b>	FD22 - HG32			
<b>Working temperature (°C)</b>	-5 ÷ +50			

Weights	Size			
	Size 1	Size 2	Size 3	Size 4
Zinc alloy body version (g)	258	/	/	/
Technopolymer body version (g)	108	/	/	/
Aluminium body version (g)	/	280	435	1500



Order codes

17 303A . MA

Size, body and connections
003A : Zinc alloy body, connections G1/8" (only for size 1)
003B : Zinc alloy body, connections G1/4" (only for size 1)
103A : Technopolymer body, connections G1/8" (only for size 1)
103B : Technopolymer body, connections G1/4" (only for size 1)
203A : Aluminium body, connections G1/4" (only for size 2)
203B : Aluminium body, connections G3/8" (only for size 2)
303A : Aluminium body, connections G3/8" (only for size 3)
303B : Aluminium body, connections G1/2" (only for size 3)
303E : Aluminium body, connections G3/4" (only for size 3)
403B : Aluminium body, connections G1" (only for size 4)

Type
P : Protected bowl (only for size 1)
MA : Electrical minimum level sensor NO (not available for Size 1)
MC : Electrical minimum level sensor NC (not available for Size 1)

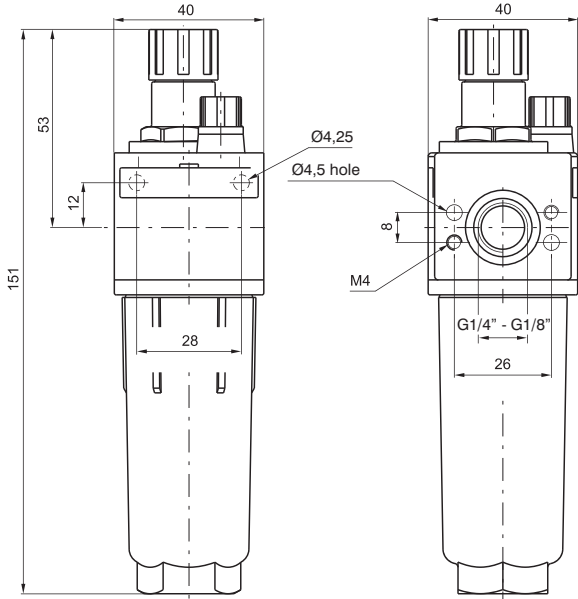
**Example: 17303A.MA**

Size 3 Lubricator, Aluminium body, G3/8" connections, normally open low level electrical sensor

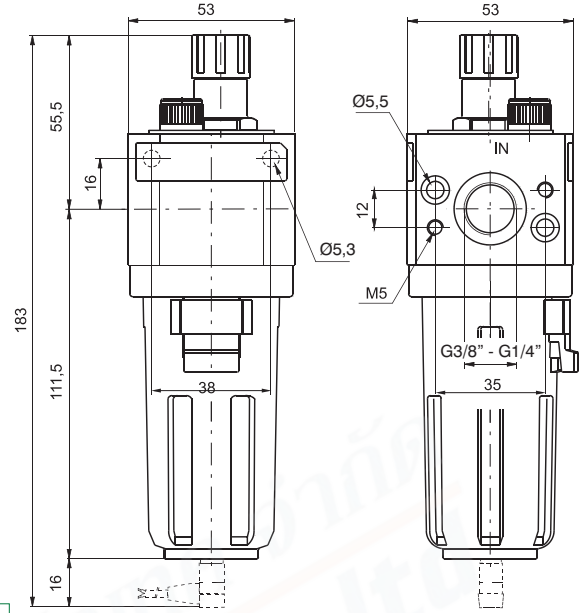
**Dimensions**

2

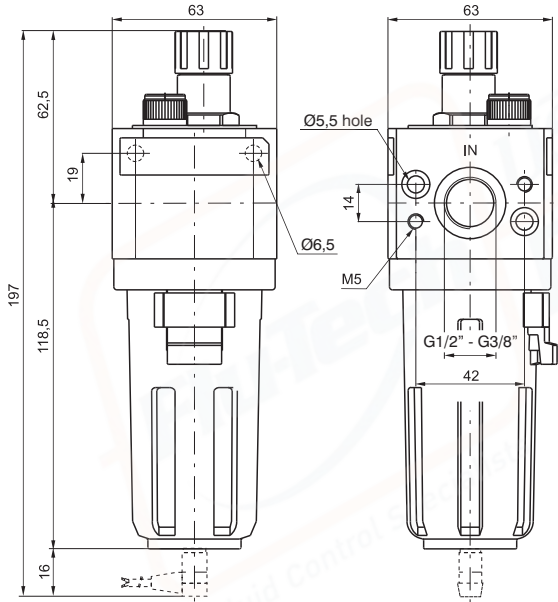
AIR TREATMENT



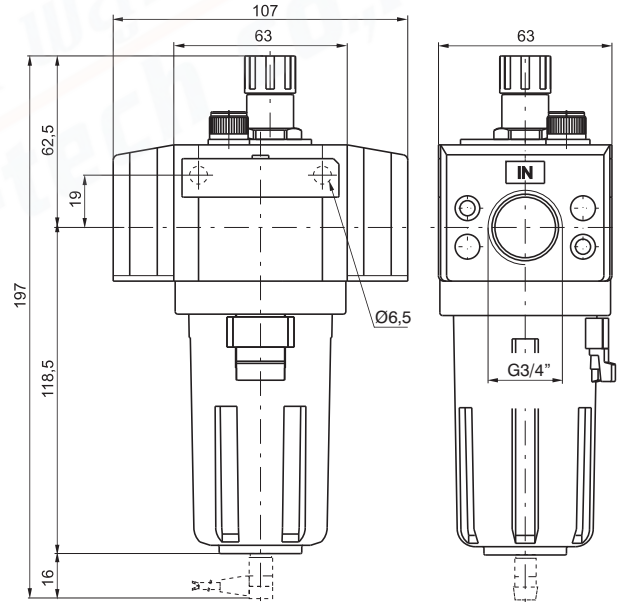
Size 1



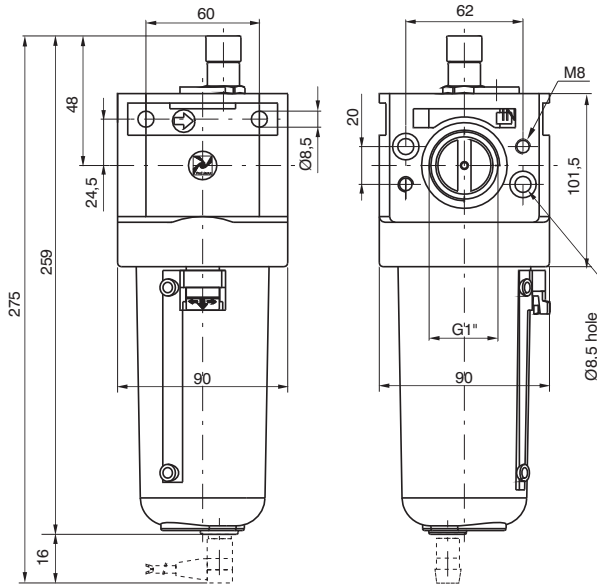
Size 2



Size 3



Size 3 3/4"

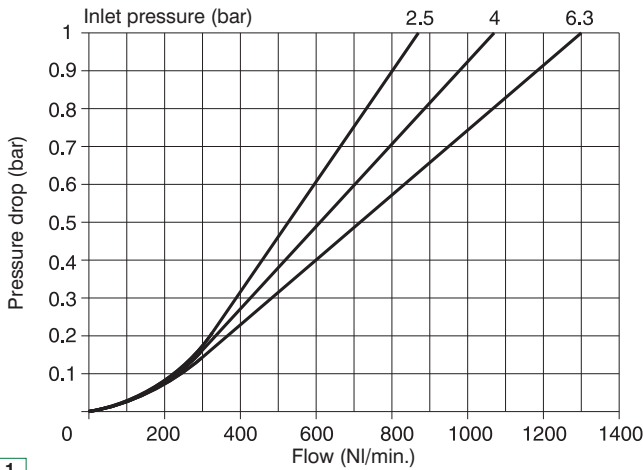


Size 4



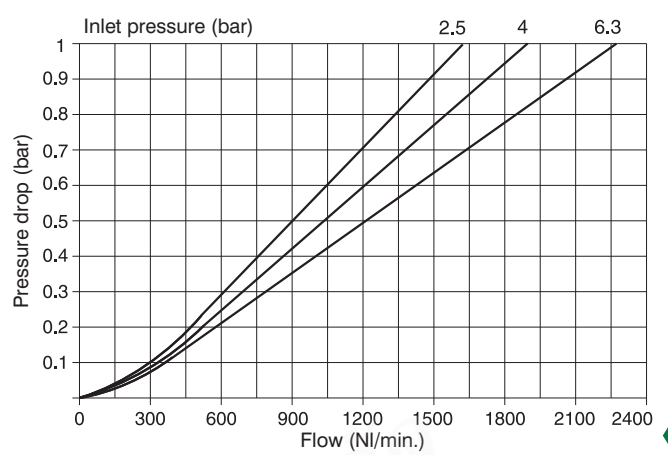
Characteristic curves

Flow rate curves



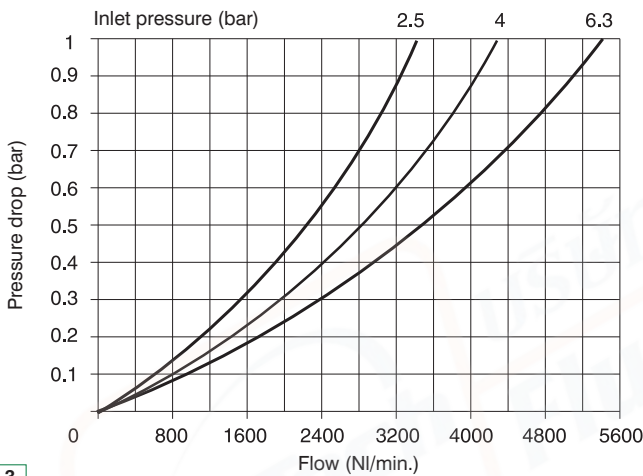
Size 1

Flow rate curves



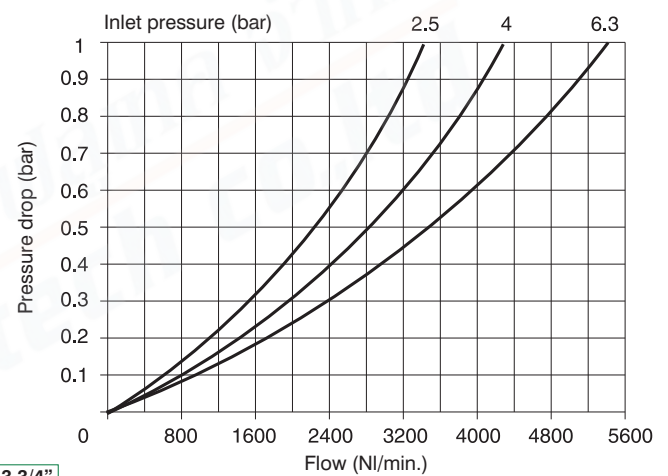
Size 2

Flow rate curves



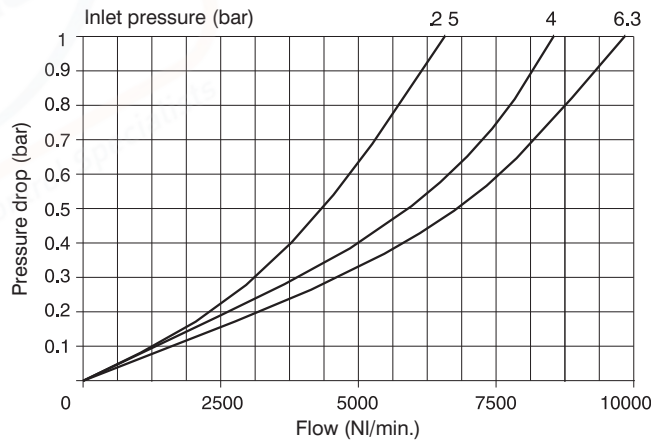
Size 3

Flow rate curves



Size 3 3/4"

Flow rate curves



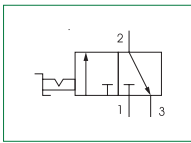
Size 4

2

AIR TREATMENT

**Shut-off valve**


- ▶ 3/2 N.C. poppet valve for opening and exhausting the circuit
- ▶ Allows to pneumatically supply the part of the system downstream of the valve
- ▶ Manual adjusting lockable handle (in shut-off position) with a maximum of three pad-locks
- ▶ Atex certification (II 2GD o II 3GD) on request

**AIR TREATMENT**
**2**


Technical characteristics	Size			
	Size 1	Size 2	Size 3	Size 4
<b>Body and connections type</b>	Zinc alloy body, Zinc alloy integrated connections Technopolymer body, metal connections	Aluminium body, integrated aluminium connections		
<b>Operated type</b>	Manual			
<b>IN / OUT connections</b>	G1/4"	G3/8"	G1/2"	G1"
<b>Discharge connections</b>	G1/8"	G1/4"	G3/8"	G1/4"
<b>Assembly configuration</b>	Stand alone Panel mounted with M4 screws	Stand alone Panel mounted with M5 screws	Stand alone Panel mounted with M6 screws	Stand alone Panel mounted with M8 screws
<b>Assembly position</b>	Indifferent			
<b>Max. fittings torque IN / OUT connections</b>	G1/4" metal: 20	G3/8" metal: 25	G1/2" metal: 30	G1" metal: 35

Operational characteristics	Size			
	Size 1	Size 2	Size 3	Size 4
<b>Maximum working pressure (bar)</b>	13		10	
<b>Minimum working pressure (bar)</b>	0,5			
<b>Nominal flow rate at 6 bar with Δp=1 (NI/min)</b>	1000	2100	2500	8000
<b>Working temperature (°C)</b>	-5 ÷ +50			

Weights	Size			
	Size 1	Size 2	Size 3	Size 4
Zinc alloy body version (g)	280	/	/	/
Technopolymer body version (g)	155	/	/	/
Aluminium body version (g)	/	380	550	1600

Order codes

17 330 . A

Size, body and connections

030 : Zinc alloy body, connections G1/4" (only for size 1)

130 : Technopolymer body, connections G1/4" (only for size 1)

230 : Aluminium body, connections G3/8" (only for size 2)

330 : Aluminium body, connections G1/2" (only for size 3)

430 : Aluminium body, connections G1" (only for size 4)

Type

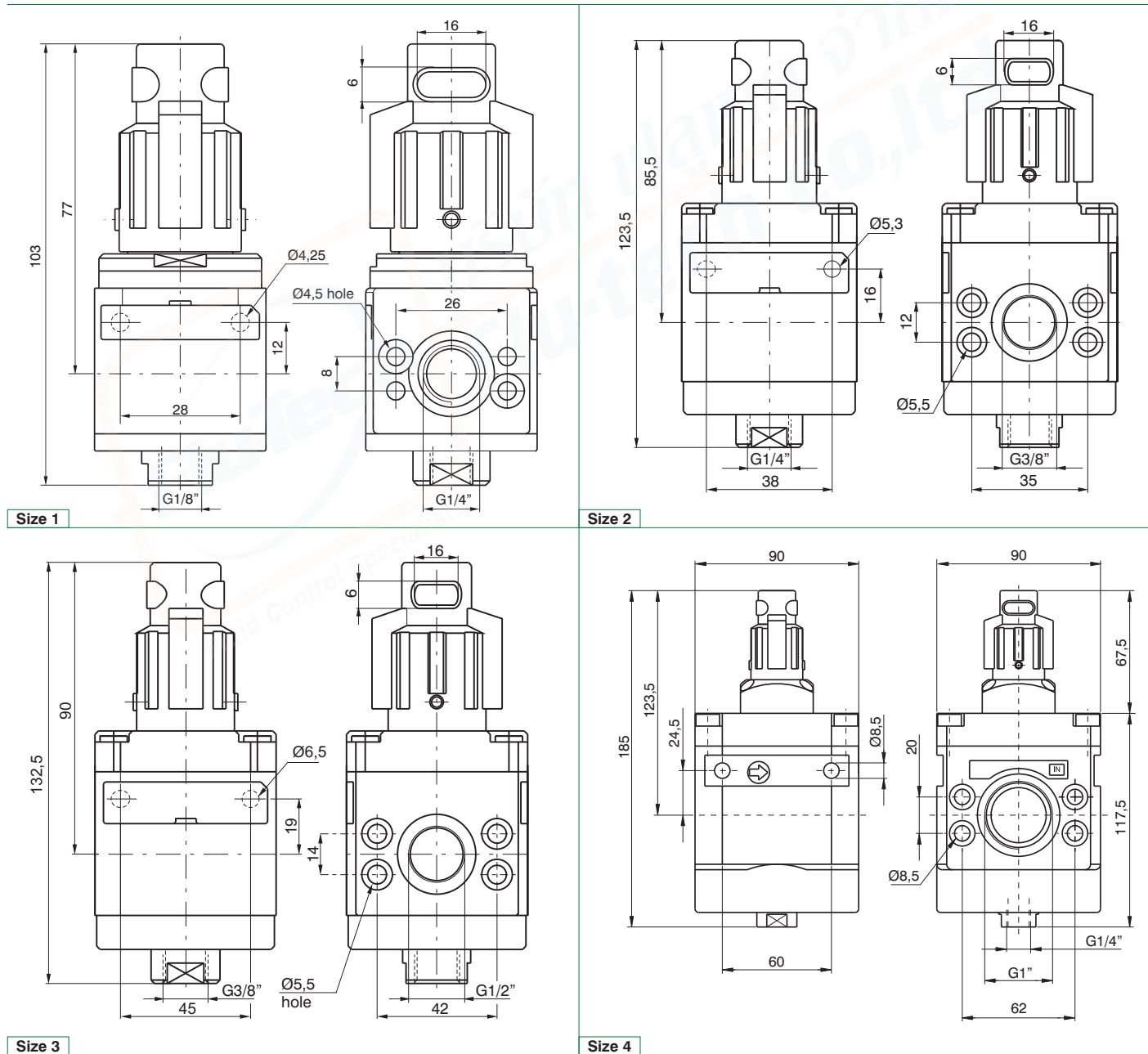
A : Not lockable handle

B : Lockable handle

Example: 17330.A

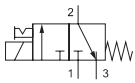
Shut-off valve Size 3, Aluminium body, G1/2" connections, with not lockable handle

Dimensions



**Electric shut-off valve**


- ▶ 3/2 N.C. poppet valve for entering and exhausting the circuit
- ▶ It allows to pneumatically supply the part of the system downstream of the valve
- ▶ Opening and closing of the valve via solenoid operator
- ▶ The supply pressure must be minimum 2 bars or higher
- ▶ It is possible to produce the external supplied solenoid version by mounting the 305.10.05 between the valve main body and the solenoid pilot valve.
- ▶ The air supply can only be done via port 1
- ▶ Ensure that the downstream air consumption will not cause a pressure drop which could result in the pressure falling below the minimum operating values.
- ▶ If the pressure inside the valve falls below 2 bars , the valve might shut off.
- ▶ Atex certification (II 2GD o II 3GD) on request


**2**
**AIR TREATMENT**

Technical characteristics	Size		
	Size 1	Size 2	Size 3
<b>Body and connections type</b>	Zinc alloy body, Zinc alloy integrated connections Technopolymer body, metal connections	Aluminium body, integrated aluminium connections	
<b>Operated type</b>	Electric		
<b>IN / OUT connections</b>	G1/4"	G3/8"	G1/2"
<b>Discharge connections</b>	G1/8"	G1/4"	G3/8"
<b>Assembly configuration</b>	Stand alone Panel mounted with M4 screws	Stand alone Panel mounted with M5 screws	Stand alone Panel mounted with M6 screws
<b>Assembly position</b>	Indifferent		
<b>Max. fittings torque IN / OUT connections</b>	G1/4" metal: 20	G3/8" metal: 25	G1/2" metal: 30

Operational characteristics	Size		
	Size 1	Size 2	Size 3
<b>Maximum working pressure (bar)</b>	10		
<b>Minimum working pressure (bar)</b>	2		
<b>Nominal flow rate at 6 bar with Δp=1 (NI/min)</b>	1000	2100	3200
<b>Working temperature (°C)</b>	-5 ÷ +50		

Weights	Size		
	Size 1	Size 2	Size 3
Zinc alloy body version (g)	345	/	/
Technopolymer body version (g)	215	/	/
Aluminium body version (g)	/	440	680

Order codes

17 330 . M2

Size, body and connections

030 : Zinc alloy body, connections G1/4" (only for size 1)

130 : Technopolymer body, connections G1/4" (only for size 1)

230 : Aluminium body, connections G3/8" (only for size 2)

330 : Aluminium body, connections G1/2" (only for size 3)

Type

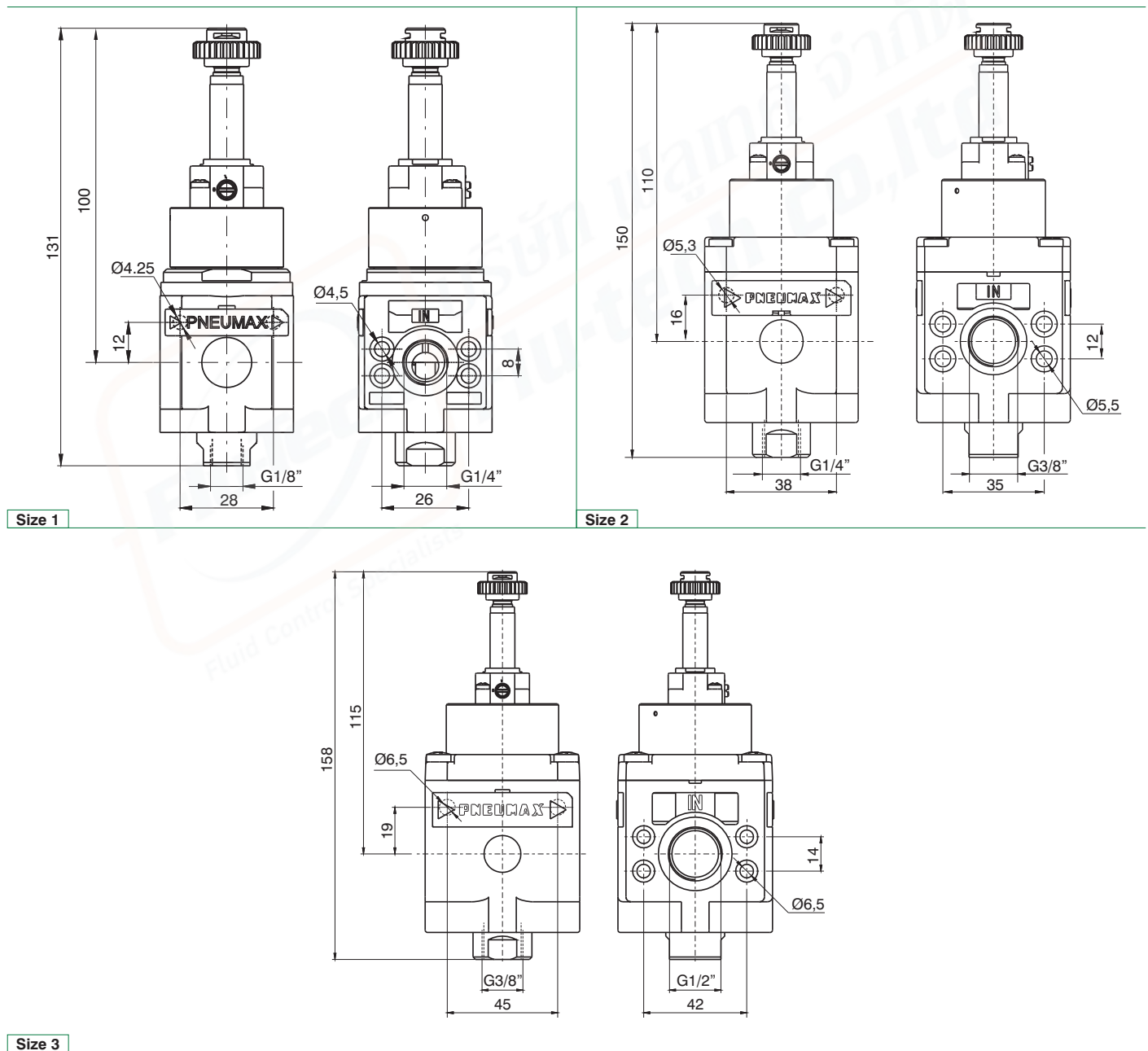
M2 : Electric with M2

M2/9 : Electric with M2/9

Example: 17330.M2

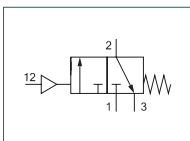
Electric shut-off valve Size 3, Aluminium body, G1/2" connections, electric with M2

Dimensions



**Pneumatic shut-off valve**


- ▶ 3/2 N.C. poppet valve for entering and exhausting the circuit
- ▶ It allows to pneumatically supply the part of the system downstream of the valve
- ▶ Opening and closing of the valve via pneumatic operator
- ▶ The piloting pressure must be minimum 2 bar or higher
- ▶ The air supply can only be done via port 1
- ▶ Ensure that the downstream air consumption will not cause a pressure drop which could result in the pressure falling below the minimum operating values
- ▶ If the pressure inside the valve falls below 2 bars , the valve might shut off
- ▶ Atex certification (II 2GD o II 3GD) on request

**2**
**AIR TREATMENT**


Technical characteristics	Size		
	Size 1	Size 2	Size 3
<b>Body and connections type</b>	Zinc alloy body, Zinc alloy integrated connections Technopolymer body, metal connections	Aluminium body, integrated aluminium connections	
<b>Operated type</b>	Pneumatic		
<b>IN / OUT connections</b>	G1/4"	G3/8"	G1/2"
<b>Discharge connections</b>	G1/8"	G1/4"	G3/8"
<b>Pilot connections</b>	G1/8"		
<b>Assembly configuration</b>	Stand alone Panel mounted with M4 screws	Stand alone Panel mounted with M5 screws	Stand alone Panel mounted with M6 screws
<b>Assembly position</b>	Indifferent		
<b>Max. fittings torque IN / OUT connections</b>	G1/4" metal: 20	G3/8" metal: 25	G1/2" metal: 30

Operational characteristics	Size		
	Size 1	Size 2	Size 3
<b>Maximum working pressure (bar)</b>	13		
<b>Minimum working pressure (bar)</b>	2		
<b>Piloting pressure (bar)</b>	2		
<b>Nominal flow rate at 6 bar with Δp=1 (NI/min)</b>	1000	2100	3200
<b>Working temperature (°C)</b>	-5 ÷ +50		

Weights	Size		
	Size 1	Size 2	Size 3
Zinc alloy body version (g)	310	/	/
Technopolymer body version (g)	180	/	/
Aluminium body version (g)	/	405	645

Order codes

17 330 .PN

**Size, body and connections**

030 : Zinc alloy body, connections G1/4" (only for size 1)

130 : Technopolymer body, connections G1/4" (only for size 1)

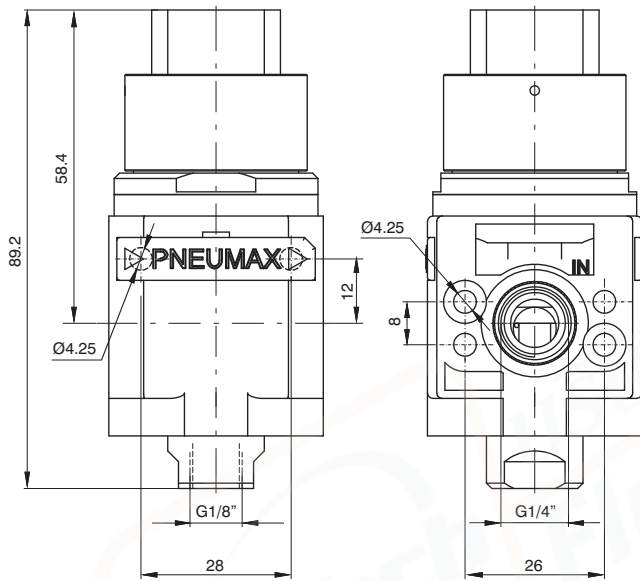
230 : Aluminium body, connections G3/8" (only for size 2)

330 : Aluminium body, connections G1/2" (only for size 3)

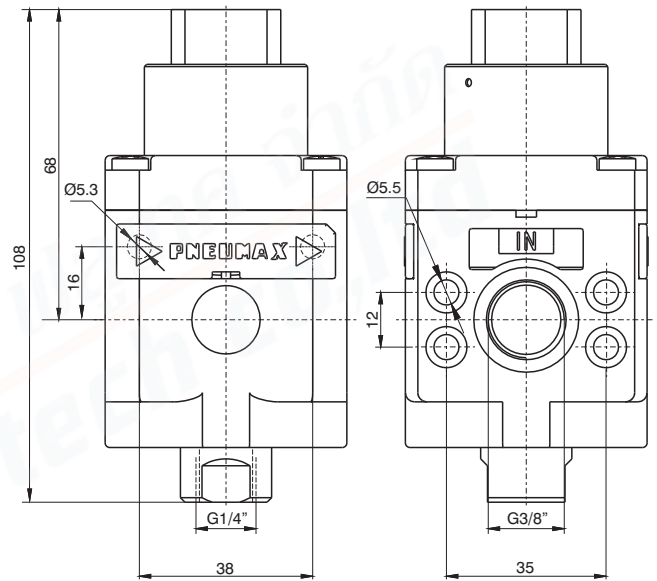
**Example: 17330.PN**

Pneumatic shut-off valve Size 3, Aluminium body, G1/2" connections, with pneumatic pilot

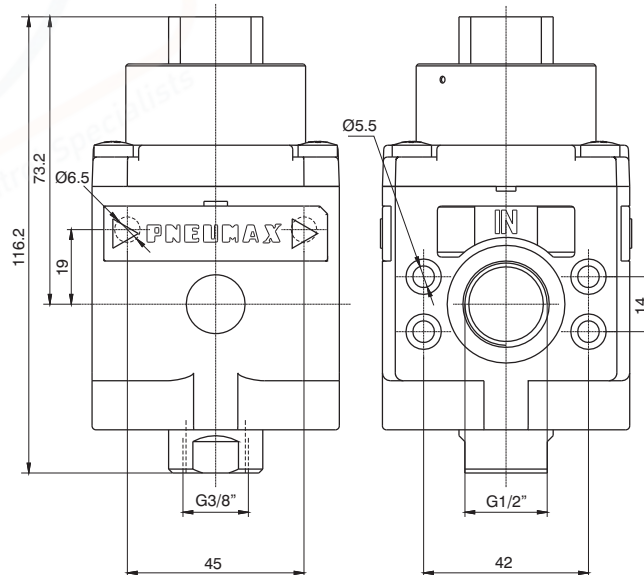
**Dimensions**



Size 1



Size 2



Size 3



▶ **Progressive start-up valve**



- ▶ 3 way valve with double poppet
- ▶ Aluminium body
- ▶ Possibility to adjust the down stream circuit filling time by the enclosed adjustable metering screw
- ▶ Quick down stream circuit discharge
- ▶ Possibility for a pneumatic or electric piloting control
- ▶ Atex certification (II 2GD o II 3GD) on request

2  
AIR TREATMENT

Technical characteristics	Size			
	Size 1	Size 2	Size 3	Size 4
Body and connections type	Aluminium body, integrated aluminium connections			
IN / OUT connections	G1/4"	G3/8"	G1/2"	G1"
Discharge connections	G1/8"	G1/4"	G3/8"	G3/4"
Assembly configuration	Stand alone Panel mounted with M4 screws	Stand alone Panel mounted with M5 screws	Stand alone Panel mounted with M6 screws	Stand alone Panel mounted with M8 screws
Assembly position	Indifferent			
Max. fittings torque IN / OUT connections	G1/4" metal: 20	G3/8" metal: 25	G1/2" metal: 30	G1" metal: 35

Operational characteristics	Size			
	Size 1	Size 2	Size 3	Size 4
Maximum working pressure (bar)	10			
Minimum working pressure (bar)	2,5			
Nominal flow rate at 6 bar with $\Delta p=1$ (NI/min)	1000	1700	2500	8000
Flow with adjustable metering screw fully open (NI/min)	150	340		3000
Working temperature (°C)	-5 ÷ +50			

Weights	Size			
	Size 1	Size 2	Size 3	Size 4
Aluminium body version (g)	365	595	1010	2300

Order codes

17 **3** **20**

**Size, body and connections**

- 1 : Aluminium body, connections G1/4" (only for size 1)
- 2 : Aluminium body, connections G3/8" (only for size 2)
- 3 : Aluminium body, connections G1/2" (only for size 3)
- 4 : Aluminium body, connections G1" (only for size 4)

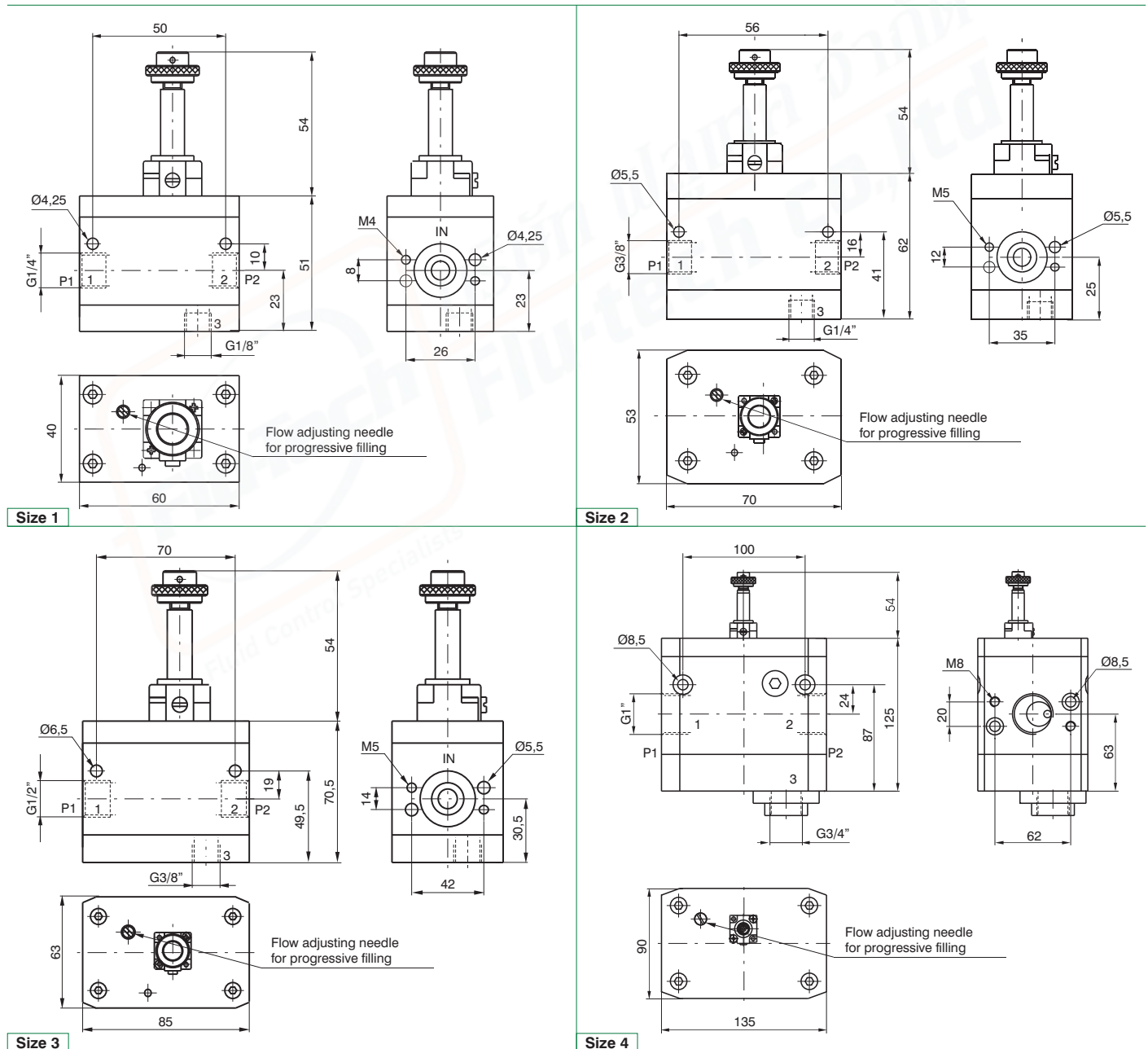
**Type**

- 10.M2 : Electric control complete with M2 mechanic
- 20 : Pneumatic pilot

**Example: 17320**

Progressive start-up valve Size 3, Aluminium body, G1/2" connections, with pneumatic pilot

**Dimensions**





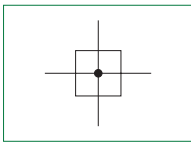
► **Air Intake**



- Pneumatic by-pass
- Available with 2 threaded connections

2

AIR TREATMENT



Technical characteristics	Size			
	Size 1	Size 2	Size 3	Size 4
<b>Body and connections type</b>	Aluminium body, integrated aluminium connections			
<b>IN / OUT Connections</b>	G1/4"	G3/8"	G1/2"	G1"
<b>INTAKE connections</b>	G1/8"	G1/4"	G3/8"	G3/4"
<b>Assembly configuration</b>	Stand alone	Stand alone	Stand alone	Stand alone
<b>Assembly position</b>	Indifferent			
<b>Max. fittings torque IN / OUT connections</b>	G1/4" metal: 20	G3/8" metal: 25	G1/2" metal: 30	G1" metal: 35

Operational characteristics	Size			
	Size 1	Size 2	Size 3	Size 4
<b>Maximum working pressure (bar)</b>	13			
<b>Working temperature (°C)</b>	-5 ÷ +50			

Weights	Size			
	Size 1	Size 2	Size 3	Size 4
Aluminium body version (g)	78	159	271	761

Order codes

17 **3** 40

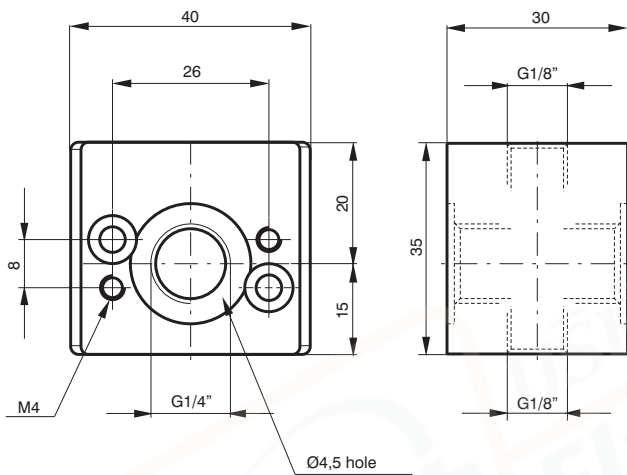
**Size, body and connections**

- |   |
|---|
| 1 : Aluminium body, connections G1/4" (only for size 1) |
| 2 : Aluminium body, connections G3/8" (only for size 2) |
| 3 : Aluminium body, connections G1/2" (only for size 3) |
| 4 : Aluminium body, connections G1" (only for size 4)   |

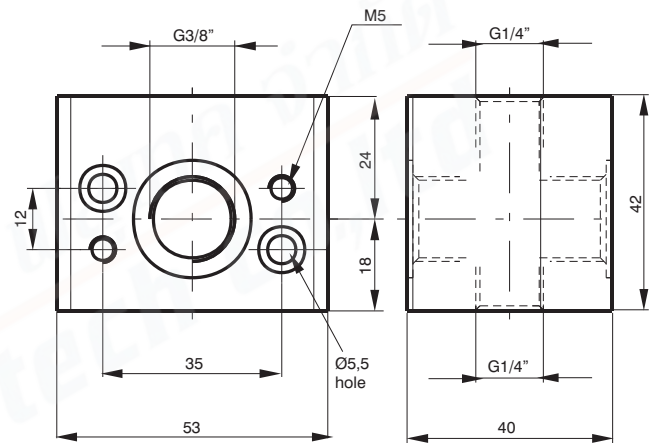
**Example: 17340**

Air Intake Size 3, Aluminium body, G1/2" connections

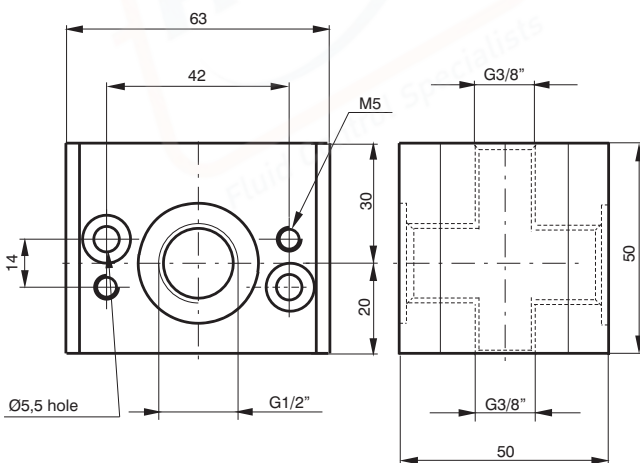
**Dimensions**



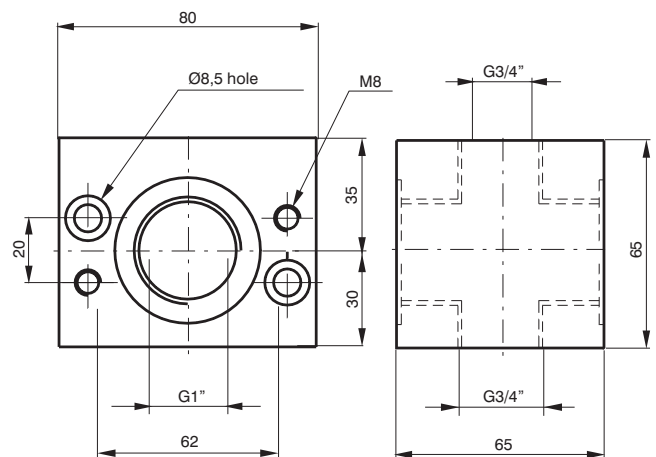
Size 1



Size 2



Size 3



Size 4

2  
AIR TREATMENT



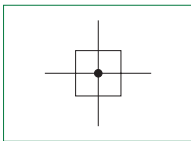
▶ **Air Intake -"H" profile**



- ▶ Pneumatic by-pass
- ▶ Available with 2 threaded connections

2

AIR TREATMENT



Technical characteristics	Size		
	Size 1	Size 2	Size 3
Body and connections type	Aluminium body		
IN / OUT Connections	G1/4"	G3/8"	G1/2"
INTAKE connections	G1/8"	G1/4"	G3/8"
Assembly configuration	Stand alone	Stand alone	Stand alone
Assembly position	Indifferent		
Max. fittings torque IN / OUT connections	G1/4" metal: 20	G3/8" metal: 25	G1/2" metal: 30

Operational characteristics	Size		
	Size 1	Size 2	Size 3
Maximum working pressure (bar)	13		
Working temperature (°C)	-5 ÷ +50		

Weights	Size		
	Size 1	Size 2	Size 3
Aluminium body version (g)	50	116	192

Order codes

17 3 40H

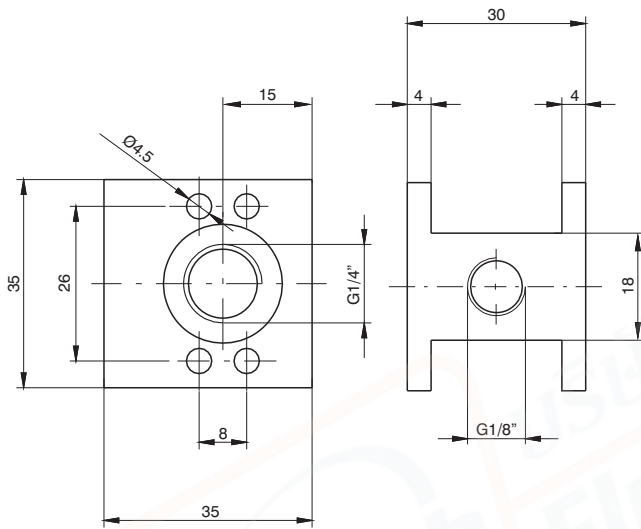
**Size, body and connections**

- |   |
|---|
| 1 : Aluminium body, connections G1/4" (only for size 1) |
| 2 : Aluminium body, connections G3/8" (only for size 2) |
| 3 : Aluminium body, connections G1/2" (only for size 3) |

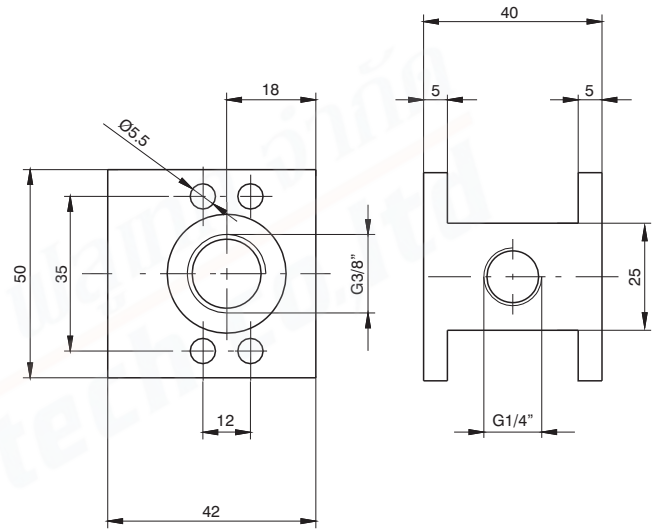
**Example: 17340H**

Air Intake -"H" profile Size 3, Aluminium body, G1/2" connections

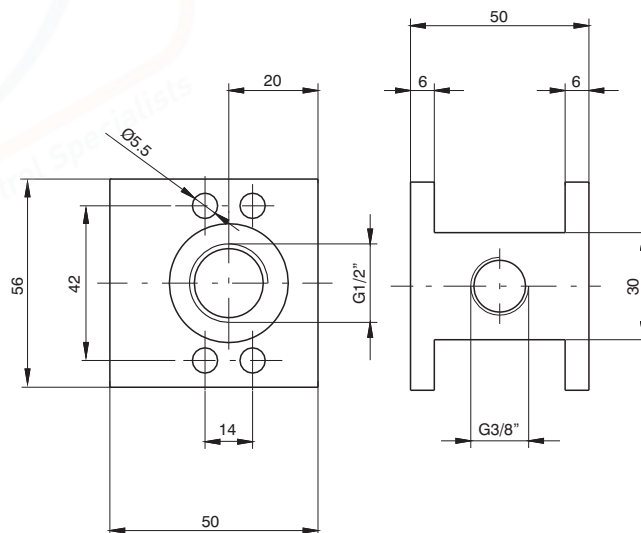
**Dimensions**



Size 1



Size 2



Size 3

2

AIR TREATMENT



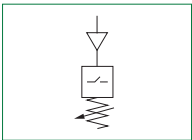
► **Pressure Switch complete with adapter**



- The pressure switch can be set at desired pressure from 2 to 10 bar with electrical connection applied
- The electrical connection is made by mean of a 15 mm connector DIN 43650 type C
- The microswitch contact could be Normally Closed or open (change over switch)

2

AIR TREATMENT



Technical characteristics	Size			
	Size 1	Size 2	Size 3	Size 4
Body and connections type	Aluminium body			
IN / OUT Connections	G1/8"	G3/8"	G1/2"	Ø36
Assembly configuration	Stand alone	Stand alone	Stand alone	Stand alone
Assembly position	Indifferent			
Microswitch capacity (A)	1			
Microswitch Maximum voltage (VAC)	250			
Grade of protection	IP65 (with connector assembled)			

Operational characteristics	Size			
	Size 1	Size 2	Size 3	Size 4
Maximum working pressure (bar)	13			
Working temperature (°C)	-5 ÷ +50			
Pressure range (bar)	2 ÷ 10			

Weights	Size			
	Size 1	Size 2	Size 3	Size 4
Aluminium body version (g)	160	200	220	450

**Order codes**

17 **34C**

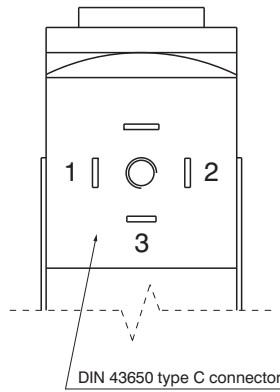
Type
14A : Pressure switch adapter (only for size 1)
14B : Pressure switch (for all sizes)
14C : Pressure switch complete with adapter (only for size 1)
24A : Pressure switch adapter (only for size 2)
24C : Pressure switch complete with adapter (only for size 2)
34A : Pressure switch adapter (only for size 3)
34C : Pressure switch complete with adapter (only for size 3)
44A : Pressure switch adapter (only for size 4)
44C : Pressure switch complete with adapter (only for size 4)

**Example: 1734C**

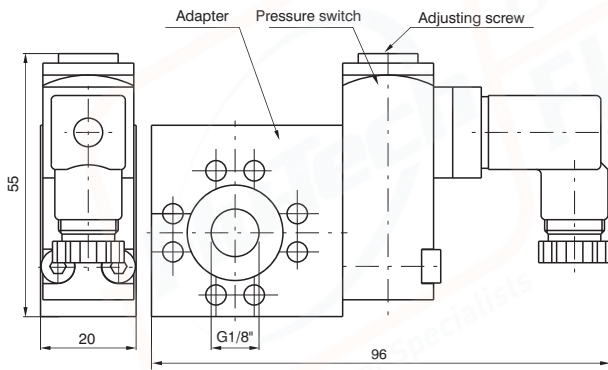
Pressure switch adapter size 3

Electrical connection

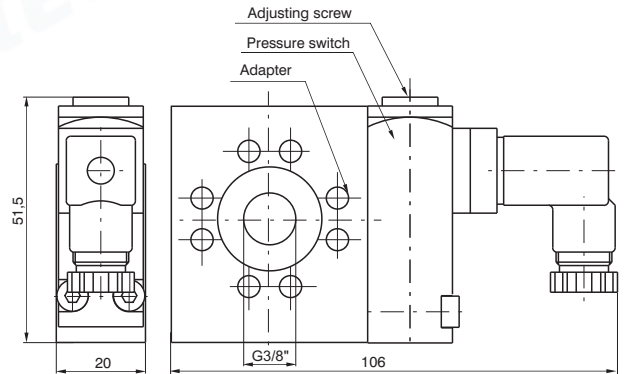
- 1 = neutral
- 2 = N.C. contact
- 3 = N.O. contact



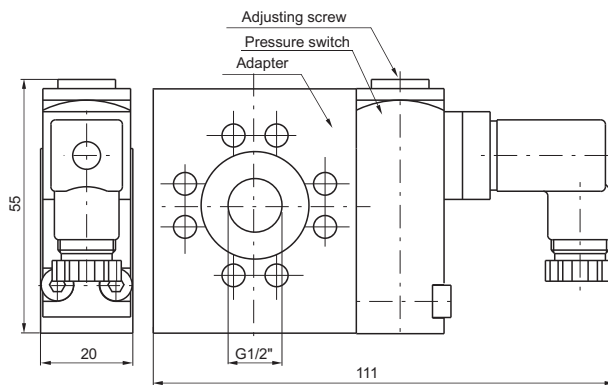
Dimensions



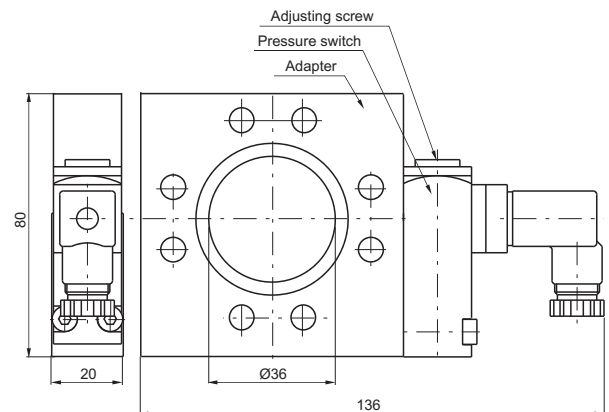
Size 1



Size 2



Size 3



Size 4

**Filter pressure regulator + Lubricator**


- ▶ Filter - diaphragm pressure regulator with relieving
- ▶ Low hysteresis rolling diaphragm and balanced spool
- ▶ Filtering element made of HDPE available in 3 different filtration grades (5µm, 20µm, 50µm)
- ▶ Semi-automatic or automatic drain
- ▶ Available in four pressure ranges up to 12 bar
- ▶ Oil mist lubricator
- ▶ Variable orifice size in function of the flow rate
- ▶ Oil quantity regulation mechanism and oil quantity visualization dome made of polycarbonate (PC)
- ▶ Oil refill plug
- ▶ Available with low level electrical sensor NO and NC
- ▶ Bowls screwed to the body (Size 1)
- ▶ Bowl assembly via bayonet type quick coupling mechanism with safety button (Size 2 - Size 3)
- ▶ Atex certification (II 2GD o II 3GD) on request

**AIR TREATMENT**

Technical characteristics	Size		
	Size 1	Size 2	Size 3
Body and connections type	Zinc alloy body, Zinc alloy integrated connections Technopolymer body, metal connections	Aluminium body, integrated aluminium connections	
Protection and bowl type	Technopolymer protection - PA bowl (Size 1 available without protection)		
IN / OUT connections	G1/8" - G1/4"	G1/4" - G3/8"	G3/8" - G1/2", G3/4"
Assembly configuration	Stand alone Panel mounted with M4 screws	Stand alone Panel mounted with M5 screws	Stand alone Panel mounted with M6 screws
Assembly position	Vertical ±5°		
Filter pore size (µm)	5 / 20 / 50		
Pressure range (bar)	0 - 2 / 0 - 4 / 0 - 8 / 0 - 12		
Bowl capacity (cm³)	20	30	48
Condensation drain	Semi-automatic Automatic		
Regulation	Manual push and lock with pressure Manual lockable with accessories		
Pressure measurement	G1/8" Pressure gauge connection port		
Bowl capacity (cm³)	36	52	62
Lubrication type	Oil mist		
Min. operational flow at 6,3 bar (NI/min)	10	20	
Oil level regulation	Manual, complete with visual indicator		
Max. fittings torque IN / OUT connections	G1/8" metal: 15 G1/4" metal: 20	G1/4" metal: 20 G3/8" metal: 25	G3/8" metal: 25 G1/2" metal: 30 G3/4" metal: 35

Operational characteristics	Size					
	Size 1	Size 2	Size 3	Size 1	Size 2	Size 3
	Semi-automatic condensation drain			Automatic condensation drain		
Maximum working pressure (bar)	13			10		
Minimum working pressure (bar)	0,5					
Indicative oil drop rate (NI/min)	1 drope every 300/600					
Oil type	FD22 - HG32					
Working temperature (°C)	-5 ÷ +50					



Weights	Size		
	Size 1	Size 2	Size 3
Zinc alloy body version (g)	560	/	/
Technopolymer body version (g)	295	/	/
Aluminium body version (g)	/	750	1100

**Order codes**

17 306A . B . D . S . K

Size, body and connections
006A : Zinc alloy body, connections G1/8" (only for size 1)
006B : Zinc alloy body, connections G1/4" (only for size 1)
106A : Technopolymer body, connections G1/8" (only for size 1)
106B : Technopolymer body, connections G1/4" (only for size 1)
206A : Aluminium body, connections G1/4" (only for size 2)
206B : Aluminium body, connections G3/8" (only for size 2)
306A : Aluminium body, connections G3/8" (only for size 3)
306B : Aluminium body, connections G1/2" (only for size 3)
306E : Aluminium body, connections G3/4" (only for size 3)

Filter pore size
A : 5 µm
B : 20 µm
C : 50 µm

Pressure range
A : 0 - 2 bar
B : 0 - 4 bar
C : 0 - 8 bar
D : 0 - 12 bar

Type
P : Bowl protection (only for size 1)
S : Automatic drain (for all sizes)
PS : Bowl protection and automatic drain (only for size 1)

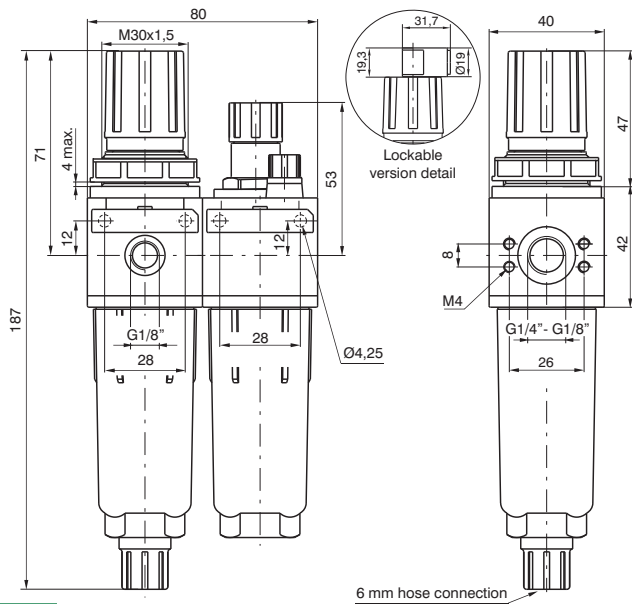
Options
: Standard
K : Lockable version
U : Lockable version with universal key

**Example: 17306A.B.D.S.K**

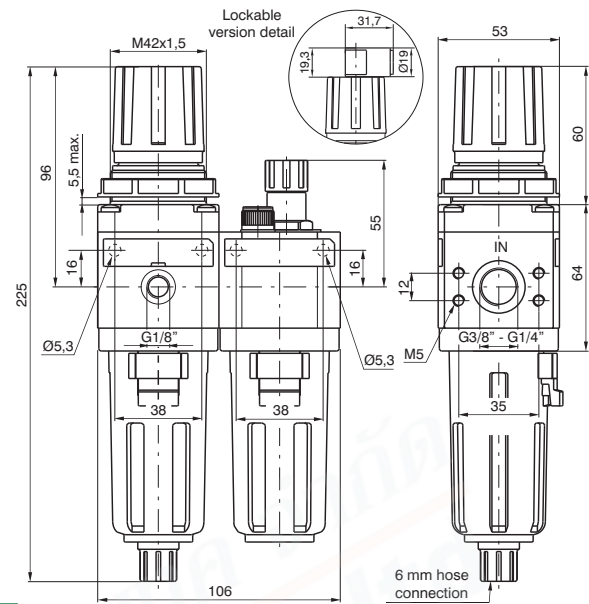
Size 3 Filter pressure regulator + Lubricator, aluminium body, G3/8" connections, filter pore size 20 µm 0 - 12 bar, automatic drain lockable version

**Dimensions**

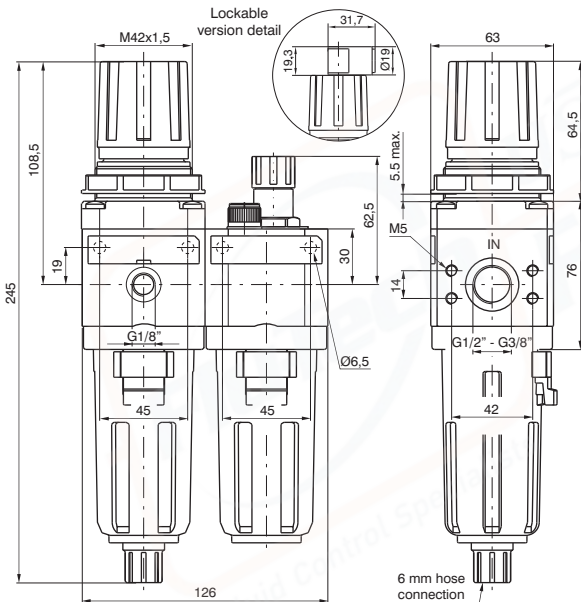
2  
AIR TREATMENT



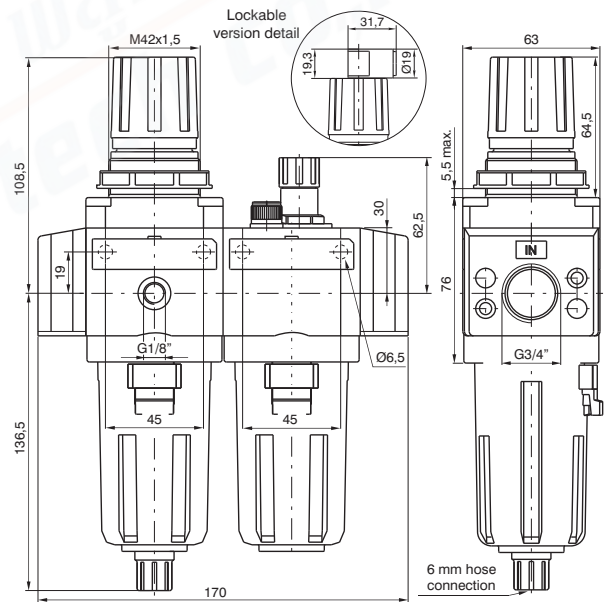
**Size 1**



**Size 2**



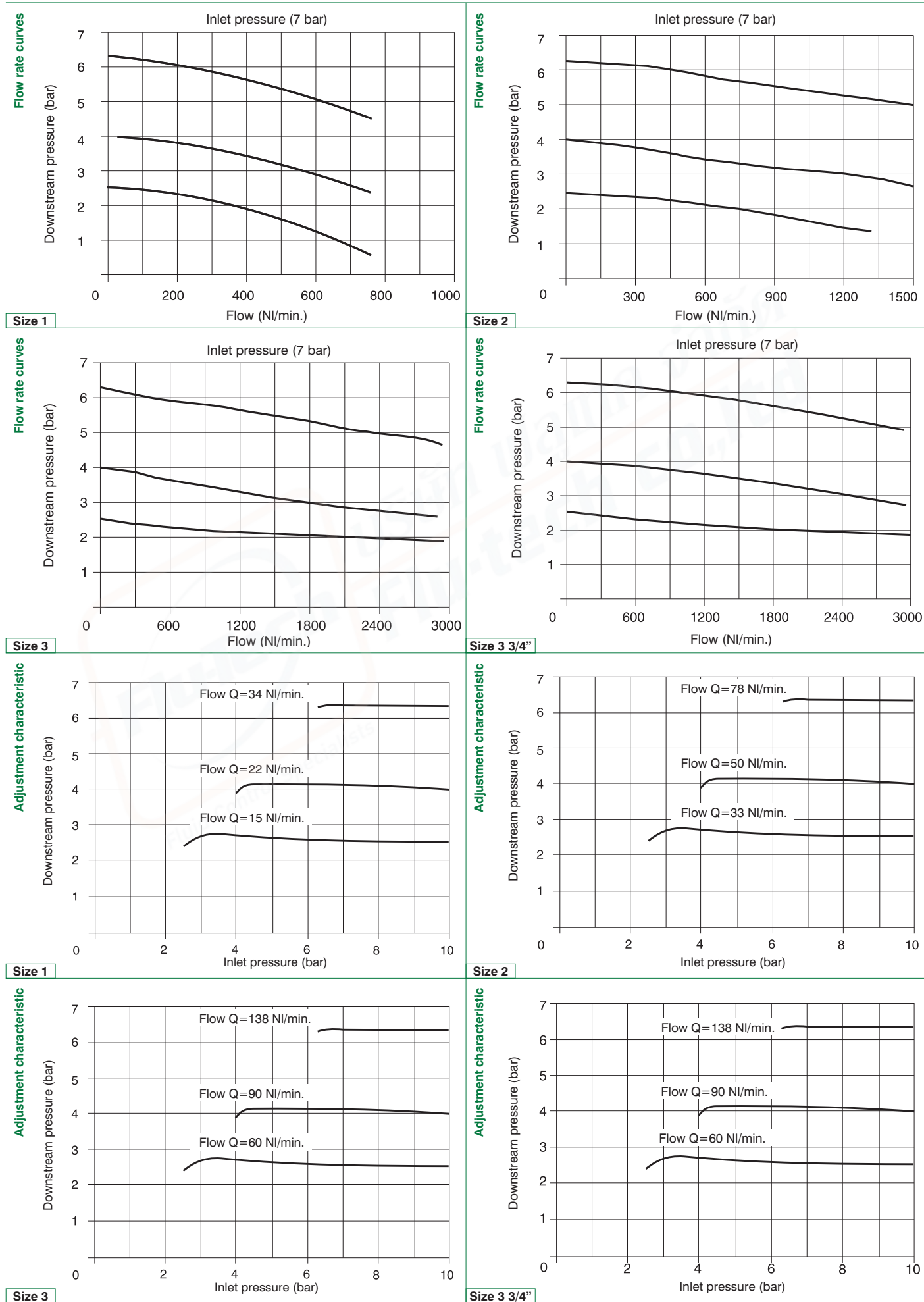
**Size 3**



**Size 3 3/4"**



Characteristic curves



**Filter + Pressure regulator + Lubricator**


- ▶ Double filter action: air flow centrifugation and filter element
- ▶ Filtering cartridge made of HDPE available in three different filtration grades (5µm, 20µm, 50µm)
- ▶ Filter cartridge can be regenerated by washing / blowing it or replaced
- ▶ Semi-automatic or automatic drain
- ▶ Diaphragm pressure regulator with relieving
- ▶ Low hysteresis rolling diaphragm and balanced spool
- ▶ Available in four pressure ranges up to 12 bar
- ▶ Oil mist lubricator
- ▶ Variable orifice size in function of the flow rate
- ▶ Oil quantity regulation mechanism and oil quantity visualization dome made of polycarbonate (PC)
- ▶ Oil refill plug
- ▶ Available with low level electrical sensor NO and NC
- ▶ Bowls screwed to the body (Size 1)
- ▶ Bowl assembly via bayonet type quick coupling mechanism with safety button (Size 2 - Size 3 - Size 4)
- ▶ Atex certification (II 2GD o II 3GD) on request

**2**
**AIR TREATMENT**

Technical characteristics	Size			
	Size 1	Size 2	Size 3	Size 4
<b>Body and connections type</b>	Zinc alloy body, Zinc alloy integrated connections Technopolymer body, metal connections	Aluminium body, integrated aluminium connections		
<b>Protection and bowl type</b>	Technopolymer protection - PA bowl (Size 1 available without protection)			Metal bowl with blind metal bowl
<b>IN / OUT connections</b>	G1/8" - G1/4"	G1/4" - G3/8"	G3/8" - G1/2", G3/4"	G1"
<b>Assembly configuration</b>	Stand alone Panel mounted with M4 screws	Stand alone Panel mounted with M5 screws	Stand alone Panel mounted with M6 screws	Stand alone Panel mounted with M6 screws
<b>Assembly position</b>	Vertical ±5°			
<b>Filter pore size (µm)</b>	5 / 20 / 50			
<b>Pressure range (bar)</b>	0 - 2 / 0 - 4 / 0 - 8 / 0 - 12			
<b>Bowl capacity (cm³)</b>	20	30	48	178
<b>Condensation drain</b>	Semi-automatic Automatic			
<b>Regulation</b>	Manual push and lock with pressure Manual lockable with accessories			
<b>Pressure measurement</b>	G1/8" Pressure gauge connection port			
<b>Bowl capacity (cm³)</b>	36	52	62	300
<b>Lubrication type</b>	Oil mist			
<b>Min. operational flow at 6,3 bar (NI/min)</b>	10	20		100
<b>Oil level regulation</b>	Manual, complete with visual indicator			
<b>Max. fittings torque IN / OUT connections</b>	G1/8" metal: 15 G1/4" metal: 20	G1/4" metal: 20 G3/8" metal: 25	G3/8" metal: 25 G1/2" metal: 30 G3/4" metal: 35	G1" metal: 35

Operational characteristics	Size							
	Size 1	Size 2	Size 3	Size 4	Size 1	Size 2	Size 3	Size 4
	Semi-automatic condensation drain				Automatic condensation drain			
<b>Maximum working pressure (bar)</b>	13				10			
<b>Minimum working pressure (bar)</b>	0,5							
<b>Indicative oil drop rate (NI/min)</b>	1 drope every 300/600							
<b>Oil type</b>	FD22 - HG32							
<b>Working temperature (°C)</b>	-5 ÷ +50							



Weights	Size			
	Size 1	Size 2	Size 3	Size 4
Zinc alloy body version (g)	755	/	/	/
Technopolymer body version (g)	375	/	/	/
Aluminium body version (g)	/	960	1430	5300

**Order codes**

17 307A . B . D . S . K

Size, body and connections
007A : Zinc alloy body, connections G1/8" (only for size 1)
007B : Zinc alloy body, connections G1/4" (only for size 1)
107A : Technopolymer body, connections G1/8" (only for size 1)
107B : Technopolymer body, connections G1/4" (only for size 1)
207A : Aluminium body, connections G1/4" (only for size 2)
207B : Aluminium body, connections G3/8" (only for size 2)
307A : Aluminium body, connections G3/8" (only for size 3)
307B : Aluminium body, connections G1/2" (only for size 3)
307E : Aluminium body, connections G3/4" (only for size 3)
407NB : Aluminium body, connections G1" (only for size 4)

Filter pore size
A : 5 µm
B : 20 µm
C : 50 µm

Pressure range
A : 0 - 2 bar
B : 0 - 4 bar
C : 0 - 8 bar
D : 0 - 12 bar

Type
P : Bowl protection (only for size 1)
S : Automatic drain (for all sizes)
PS : Bowl protection and automatic drain (only for size 1)

Options
: Standard
K : Lockable version
U : Lockable version with universal key

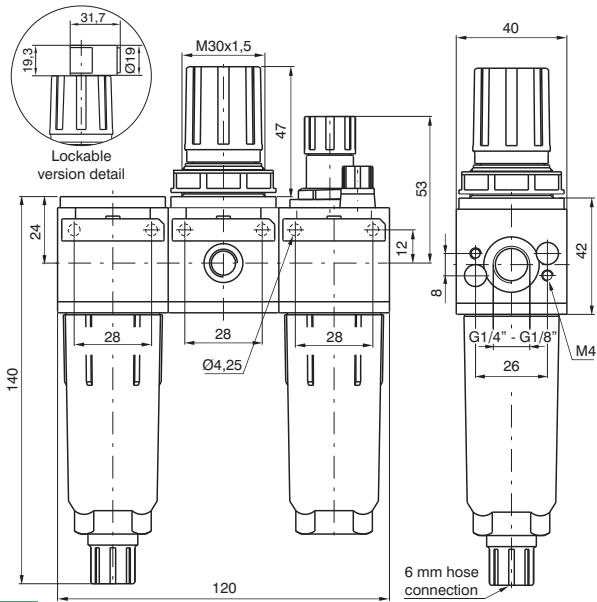
**Example: 17307A.B.D.S.K**

Size 3 Filter + Pressure regulator + Lubricator, aluminium body, G3/8" connections, filter pore size 20 µm 0 - 12 bar, automatic drain lockable version

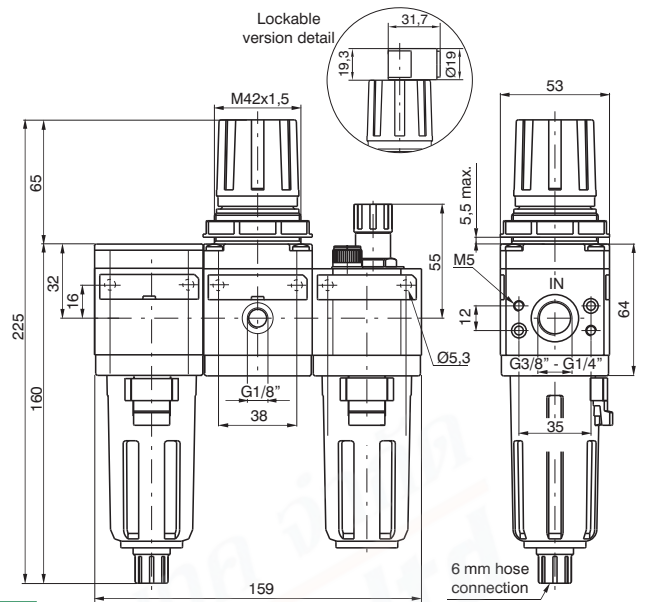
**Dimensions**

2

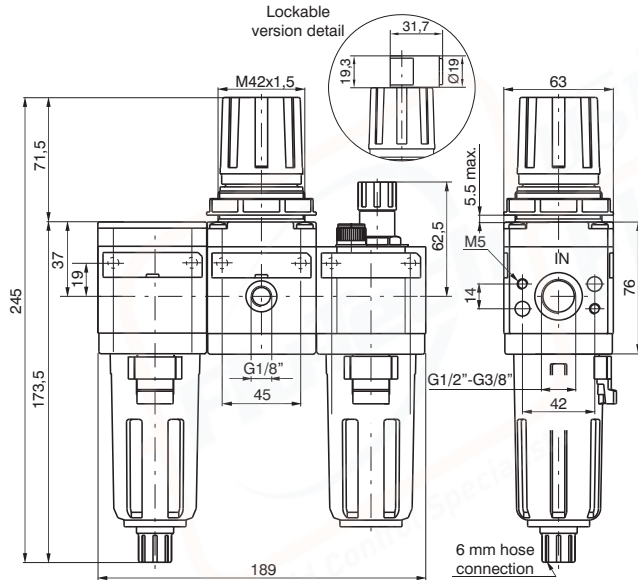
AIR TREATMENT



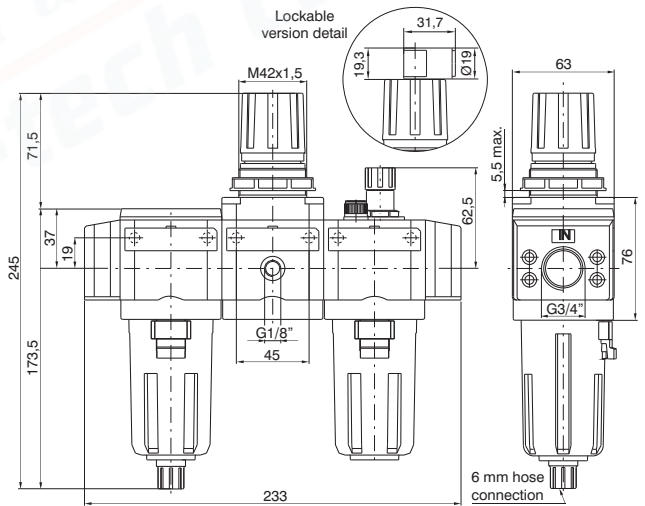
**Size 1**



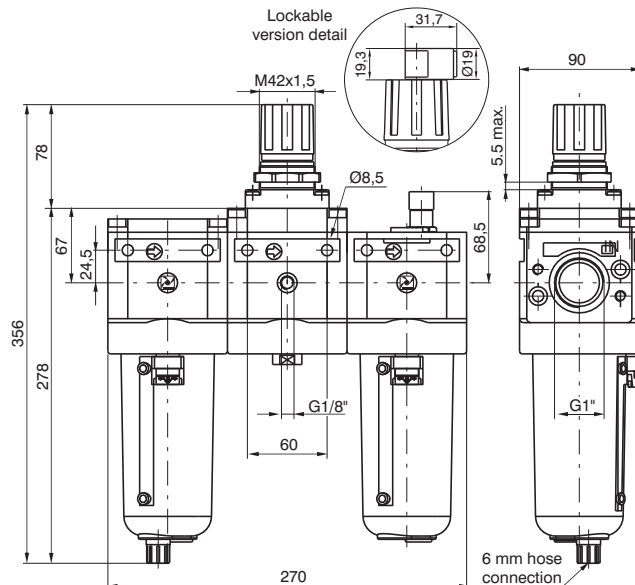
**Size 2**



**Size 3**



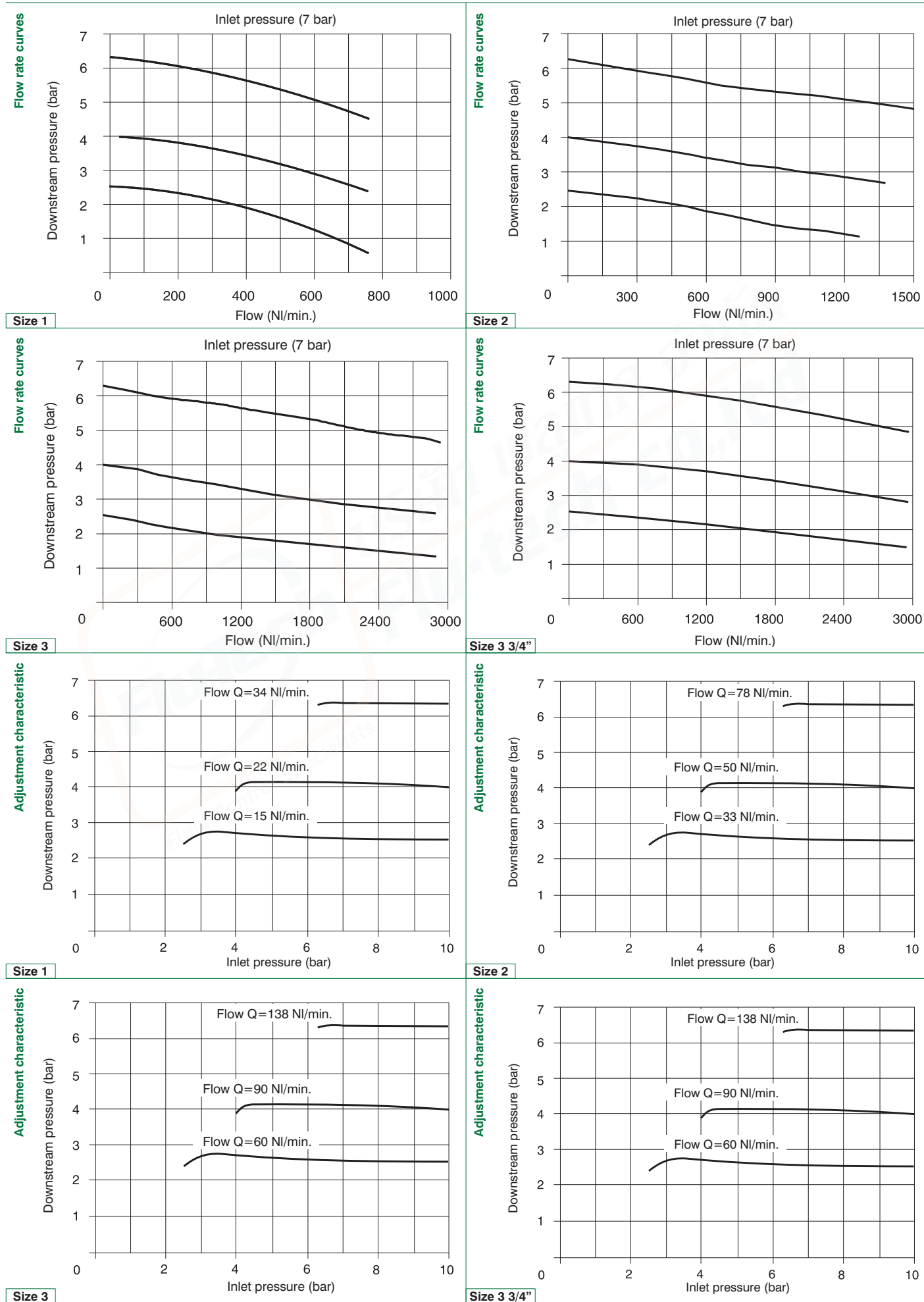
**Size 3 3/4"**



**Size 4**



Characteristic curves



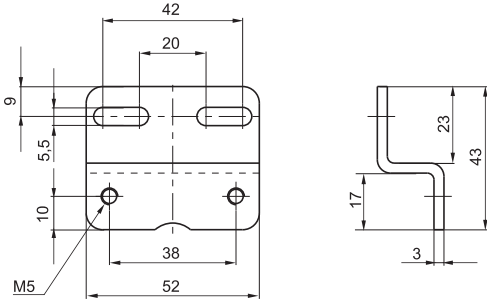


► **Fixing bracket for regulators**

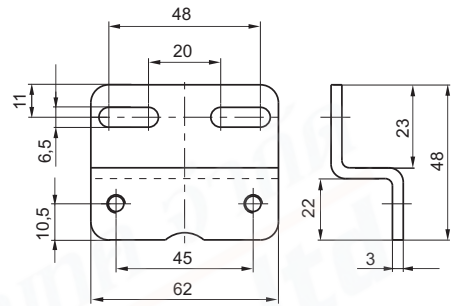
1725 0

<b>Size</b>
1725 : Size 2
1735 : Size 3

<b>Type</b>
0 : For standard regulators
2 : For pressure regulators



Size 2

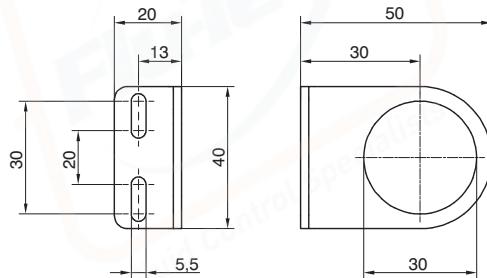


Size 3

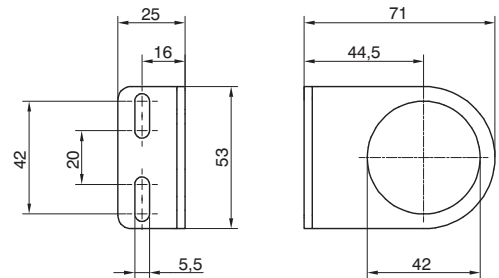
► **Fixing bracket**

171 50

<b>Size</b>
171 : Size 1
T172 : Size 2 - Size 3



Size 1

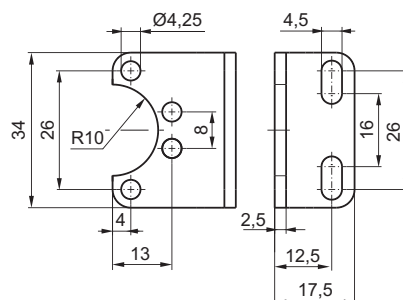


Size 2 - TG3

► **Fixing bracket**

170 M5

<b>Size</b>
170 : Size 1



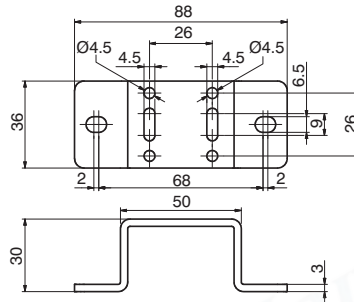
Size 1

2  
AIR TREATMENT

► Fixing bracket for pressure regulator

<b>Size</b>
170 : Size 1

170 50



Size 1

► Pressure gauge

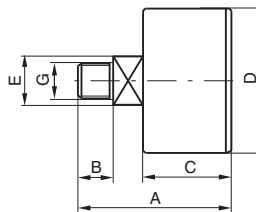
<b>Versione</b>
A : Dial Ø40
B : Dial Ø50

<b>Scala</b>
A : 0 - 4 bar
B : 0 - 6 bar
C : 0 - 12 bar

17070

A

C



DIMENSIONS

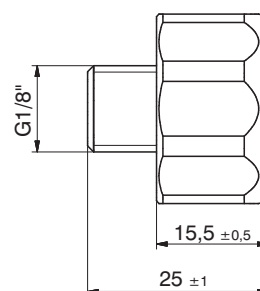
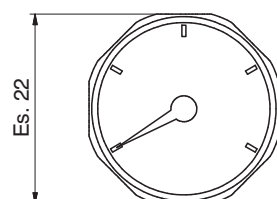
CODE	A	B	C	D	E	G	Weight g
17070A	44	10	26	41	14	1/8"	60
17070B	45	10	27	49	14	1/8"	80

► Pressure gauge diameter Ø23

<b>Scala</b>
A : 0 - 4 bar
B : 0 - 6 bar
C : 0 - 12 bar

17070M

A





▶ **Assembling kit**

1726 0

Size
1716 : Size 1
1726 : Size 2
1736 : Size 3
1746 : Size 4

Type
0 : Standard
5 : For progressive start-up valve



2

▶ **Assembling kit for manifold regulators**

170 M6

Size
170 : Size 1



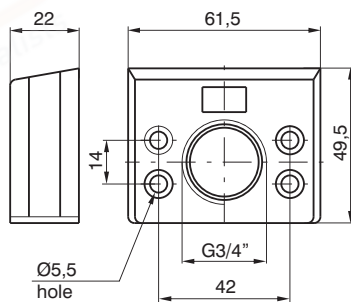
AIR TREATMENT

▶ **Flange G3/4"**

1738 1E

Size
1738 : Size 3

Type
1E : Inlet flange
2E : Output flange



Size 3

