



# AIR PREPARATION FILTERS

---



**ROSS CONTROLS**

## FILTERS – KEY FEATURES

- Filters – 5- and 40-micron filtration levels
- Coalescing Filters – 0.3- and 0.01-micron filtration levels
- Oil Vapor Removal (Adsorbing) Filters – removes oil and hydrocarbon vapors
- Filter Drains – manual, automatic, internal float, and automatic external drains
- Modular and in-line mounting options
- Metal and High Strength polycarbonate bowl options
- Several Differential Gauge options available

FILTER TYPE/SERIES	AVAILABLE PORT SIZES								MOUNTING		FLOW MAX FLOW (scfm)	OPTIONS				FILTRATION					Page			
	1/8	1/4	3/8	1/2	3/4	1	1¼	1½	2	IN-LINE		MODULAR	POLYCARBONATE BOWL	METAL BOWL	AUTOMATIC DRAIN	MANUAL DRAIN	0.01 µm	0.3 µm	5 µm	20 µm		40 µm	ACTIVATED CARBON	
<b>FILTERS</b>																								
BANTAM												30												G1.3
MINIATURE												23												G1.4
MID-SIZE												75												G1.5
MD3™												92												G1.6
FULL-SIZE												155												G1.7
MD4™												205												G1.8
HIGH-CAPACITY												1000												G1.9 G1.11
<b>COALESCING FILTERS</b>																								
BANTAM												11												G1.12
MINIATURE												10												G1.13
MID-SIZE												100												G1.14
MD3™												125												G1.15
FULL-SIZE												100												G1.16
MD4™												158												G1.17
HIGH-CAPACITY												840												G1.18- G1.22
<b>OIL VAPOR REMOVAL (ADSORBING) FILTERS</b>																								
MD3™												125												G1.23
MD4™												165												G1.24
<b>CLEAN AIR PACKAGES</b>																								
MD3™												125												G1.25 - G1.26
MD4™												158												G1.27 -G1.28
<b>IN-LINE SILENCERS / RECLASSIFIERS</b>																								
																								G1.29
<b>DRIP LEG DRAINS</b>																								
																								G1.30

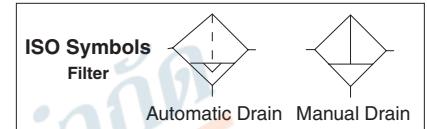


# Modular Filters

# BANTAM Series

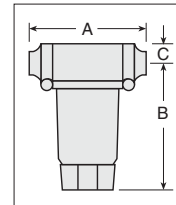
Port Sizes: 1/8 to 1/4 – Flow to 30 scfm

Port Size	Automatic Drain		Manual Drain	
	Polycarbonate Bowl	Metal Bowl	Polycarbonate Bowl	Metal Bowl
	Model Number	Model Number	Model Number	Model Number
<b>With THREADED PORTS</b>				
1/8 NPTF	5B01B0100	5B01B0200	5B01B0300	5B01B0400
1/8 G	C5B01B0100	C5B01B0200	C5B01B0300	C5B01B0400
1/4 NPTF	5B02B0100	5B02B0200	5B02B0300	5B02B0400
1/4 G	C5B02B0100	C5B02B0200	C5B02B0300	C5B02B0400
<b>With Quick-Connect TUBE FITTINGS</b>				
1/4	5B03B0100	5B03B0200	5B03B0300	5B03B0400
3/8	5B04B0100	5B04B0200	5B04B0300	5B04B0400
4mm	5B05B0100	5B05B0200	5B05B0300	5B05B0400
6mm	5B06B0100	5B06B0200	5B06B0300	5B06B0400
8mm	5B07B0100	5B07B0200	5B07B0300	5B07B0400
10mm	5B08B0100	5B08B0200	5B08B0300	5B08B0400

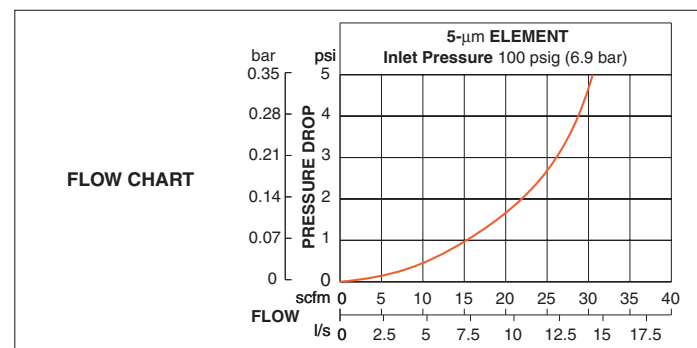


Port Size	Bowl Capacity	Dimensions inches (mm)				Weight lb (kg)
		A	B**	C	Depth	
No Port	2-oz (60-ml)	1.7 (43)	3.9 (99)	0.5 (13)	1.8 (45)	0.27 (0.12)
1/8, 1/4 (NPT OR BSPP)	2-oz (60-ml)	3.0 (76)	3.9 (99)	0.5 (13)	1.8 (45)	0.49 (0.22)
<b>Models below have quick-connect tube fittings.</b>						
1/4	2-oz (60-ml)	3.4 (86)	3.9 (99)	0.5 (13)	1.8 (45)	0.47 (0.21)
3/8	2-oz (60-ml)	3.9 (99)	3.9 (99)	0.5 (13)	1.8 (45)	0.47 (0.21)
4 mm	2-oz (60-ml)	3.4 (86)	3.9 (99)	0.5 (13)	1.8 (45)	0.47 (0.21)
6 mm	2-oz (60-ml)	3.4 (86)	3.9 (99)	0.5 (13)	1.8 (45)	0.47 (0.21)
8 mm	2-oz (60-ml)	3.4 (86)	3.9 (99)	0.5 (13)	1.8 (45)	0.47 (0.21)
10 mm	2-oz (60-ml)	3.9 (99)	3.9 (99)	0.5 (13)	1.8 (45)	0.47 (0.21)

\*\* Dimension for polycarbonate bowl; metal bowl is 3.8 (97).



REPLACEMENT FILTER ELEMENTS		
Element Rating	Element Material	Model Number
5- $\mu$ m - Standard	Polyethylene	933K77
5- $\mu$ m - Optional	Sintered Bronze	R-KA130-27E5
20- $\mu$ m - Optional	Sintered Bronze	R-KA130-27E4
40- $\mu$ m - Optional	Sintered Bronze	R-KA130-27E3



Accessories ordered separately, refer to page G6.3-4.

STANDARD SPECIFICATIONS (for filters on this page):

Construction Design	Fiber	Operating Pressure	Manual Drain Models
Temperature	Ambient/Media: Polycarbonate Bowl: 40° to 125°F (4° to 52°C) Metal Bowl: 40° to 150°F (4° to 66°C)		Polycarbonate Bowl: 0 to 150 psig (0 to 10 bar) Metal Bowl: 0 to 200 psig (0 to 14 bar)
Fluid Media	Compressed air		Filter Element: 5-micron rated polyethylene
Operating Pressure	Automatic Drain Models Polycarbonate Bowl: Up to 150 psig (up to 10 bar) Metal Bowl: Up to 200 psig (up to 14 bar)		Body: Acetal Bowl: Polycarbonate or Aluminum Seals: Nitrile



บริษัท ฟลูเทค จำกัด  
FLU-TECH CO.,LTD

845/3-4 หมู่ 3 ถ.เทพารักษ์ ต.เทพารักษ์ อ.เมือง จ.สมุทรปราการ 10270

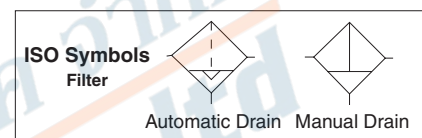
845/3-4 Thepharak RD., T.Thepharak, A.Muang, Samutprakarn 10270 THAILAND  
Tel. 0 2384 6060, Fax 0 2384 5701, Email : sales@flutech.co.th, www.flutech.co.th

## Port Sizes: 1/8 & 1/4 – Flow to 23 scfm

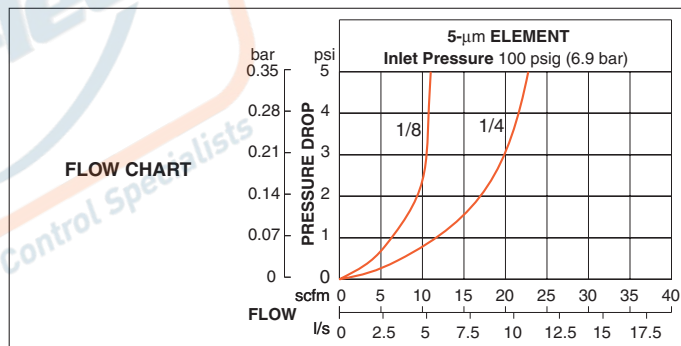
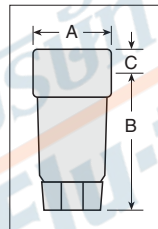
Port Size	Port Threads	Automatic Drain		Manual Drain	
		Polycarbonate Bowl	Metal Bowl	Polycarbonate Bowl	Metal Bowl
		Model Number	Model Number	Model Number	Model Number
1/8	NPTF	5021B1010	5022B1010	5011B1010	5012B1010
	G	C5021B1010	C5022B1010	C5011B1010	C5012B1010
1/4	NPTF	5021B2010	5022B2010	5011B2010	5012B2010
	G	C5021B2010	C5022B2010	C5011B2010	C5012B2010



Port Size	Bowl Type	Bowl Capacity	Dimensions inches (mm)				Weight lb (kg)
			A	B	C	Depth	
1/8, 1/4	Polycarbonate	2-oz (60-ml)	1.6 (41)	3.9 (99)	0.4 (9.5)	1.6 (41)	0.33 (0.15)
	Aluminum	2-oz (60-ml)	1.6 (41)	4.3 (109)	0.4 (9.5)	1.6 (41)	0.35 (0.16)



REPLACEMENT FILTER ELEMENTS		
Element Rating	Element Material	Model Number
5- $\mu$ m - Standard	Polyethylene	933K77
5- $\mu$ m - Optional	Sintered Bronze	R-KA130-27E5
20- $\mu$ m - Optional	Sintered Bronze	R-KA130-27E4
40- $\mu$ m - Optional	Sintered Bronze	R-KA130-27E3



Accessories ordered separately, refer to page G6.3-4.

### STANDARD SPECIFICATIONS (for filters on this page):

Construction Design	Fiber	Operating Pressure	Manual Drain Models Polycarbonate Bowl: 0 to 150 psig (0 to 10 bar) Metal Bowl: 0 to 200 psig (0 to 14 bar)
Temperature	Ambient/Media: Polycarbonate Bowl: 40° to 125°F (4° to 52°C) Metal Bowl: 40° to 150°F (4° to 66°C)		Construction Material
Fluid Media	Compressed air	Body: Aluminum	
Operating Pressure	Automatic Drain Models Polycarbonate Bowl: Up to 150 psig (up to 10 bar) Metal Bowl: Up to 200 psig (up to 14 bar)	Bowl: Polycarbonate or Aluminum Seals: Nitrile	



บริษัท ฟลูเทค จำกัด  
FLU-TECH CO.,LTD

845/3-4 หมู่ 3 ถ.เทพารักษ์ ต.เทพารักษ์ อ.เมือง จ.สมุทรปราการ 10270

845/3-4 Thepharak RD., T.Thepharak, A.Muang, Samutprakarn 10270 THAILAND  
Tel. 0 2384 6060, Fax 0 2384 5701, Email : sales@flutech.co.th, www.flutech.co.th

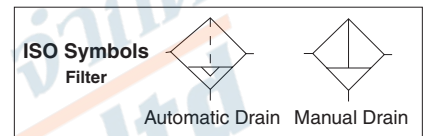


## Port Sizes: 1/4, 3/8 & 1/2 – Flow to 75 scfm

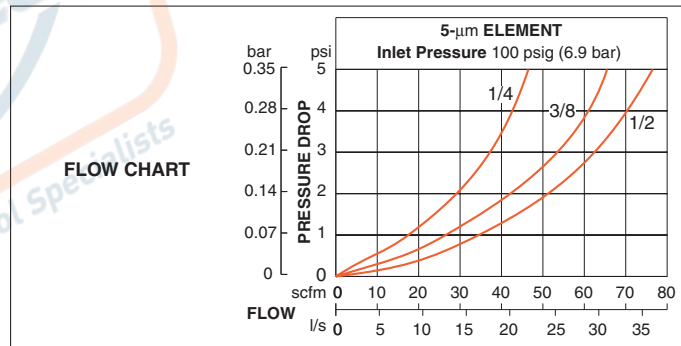
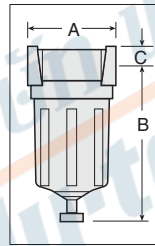


Port Size	Port Threads	Automatic Drain		Manual Drain	
		Polycarbonate Bowl	Metal Bowl	Polycarbonate Bowl	Metal Bowl
		Model Number	Model Number	Model Number	Model Number
1/4	NPTF	5021B2007	5022B2007	5011B2007	5012B2007
	G	C5021B2007	C5022B2007	C5011B2007	C5012B2007
3/8	NPTF	5021B3027	5022B3027	5011B3026	5012B3026
	G	C5021B3027	C5022B3027	C5011B3026	C5012B3026
1/2	NPTF	5021B4007	5022B4007	5011B4007	5012B4007
	G	C5021B4007	C5022B4007	C5011B4007	C5012B4007

Port Size	Bowl Type	Bowl Capacity	Dimensions inches (mm)				Weight lb (kg)
			A	B	C	Depth	
1/4, 3/8, 1/2	Polycarbonate	4-oz (120-ml)	2.7 (67)	4.8 (122)	0.6 (16)	2.4 (60)	1.13 (0.51)
	Zinc	4-oz (120-ml)	2.7 (67)	4.9 (123)	0.6 (16)	2.4 (60)	1.50 (0.68)



REPLACEMENT FILTER ELEMENTS		
Element Rating	Element Material	Model Number
5-µm - Standard	Polyethylene	936K77
5-µm - Optional	Sintered Bronze	R-KA60F-03E5
20-µm - Optional	Sintered Bronze	R-KA60F-03E4
40-µm - Optional	Sintered Bronze	R-KA60F-03E3



**Options: Internal Float Drain, consult ROSS.**  
**Accessories ordered separately, refer to page G6.3-4, G6.7.**

### STANDARD SPECIFICATIONS (for filters on this page):

Construction Design	Fiber	Operating Pressure	Manual Drain Models Polycarbonate Bowl: 0 to 150 psig (0 to 10 bar) Metal Bowl: 0 to 200 psig (0 to 14 bar)
Temperature	Ambient/Media: Polycarbonate Bowl: 40° to 125°F (4° to 52°C) Metal Bowl: 40° to 175°F (4° to 79°C)		Construction Material
Fluid Media	Compressed air	Body: Zinc	
Operating Pressure	Automatic Drain Models Polycarbonate Bowl: Up to 150 psig (up to 10 bar) Metal Bowl: Up to 200 psig (up to 14 bar)	Bowl: Polycarbonate bowl with zinc shatterguard, or Zinc bowl Seals: Nitrile	



Port Sizes: 1/4, 3/8 & 1/2 – Flow to 92 scfm

## HOW TO ORDER

Choose your options (in red) to configure your model number.

**MD3** **50P** **A** **M** **C** **2** **2** **A**

BOWL MATERIAL/SIZE	
Polycarbonate Bowl 5.1-oz (151-ml)	<b>50P</b>
Metal Bowl 6-oz (177-ml)	<b>50M</b>

FILTER ELEMENT TYPE	
40-µm Sintered Bronze	<b>A</b>
5-µm Polyethylene	<b>B</b>
5-µm Sintered Bronze	<b>E</b>
20-µm Sintered Bronze	<b>F</b>

BOWL DRAIN	
Manual Drain	<b>M</b>
Float Drain	<b>F</b>
Less Drain Fitting (1/4 NPT female instead)	<b>L</b>

PIPE SIZE	
1/4 NPTF	<b>2</b>
3/8 NPTF	<b>3</b>
1/2 NPTF	<b>4</b>
1/4 G	<b>B</b>
3/8 G	<b>C</b>
1/2 G	<b>D</b>

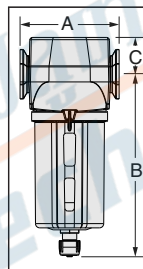
DIFFERENTIAL PRESSURE GAUGE	
Without Gauge	<b>A</b>
Small Slide Gauge	<b>S</b>

CAP COLOR	
Black	<b>2</b>
Yellow	<b>Y</b>

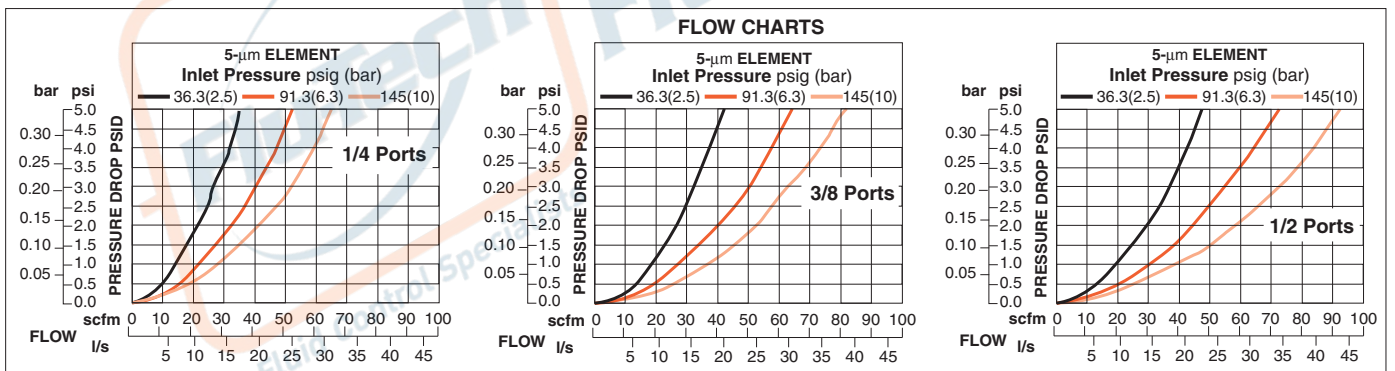


Port Size	Bowl Type	Dimensions inches (mm)				Weight lb (kg)
		A	B*	C	Depth	
1/4, 3/8, 1/2	Polycarbonate	3.0 (76.2)	5.54 (140.6)	1.12 (28.3)	2.51 (63.8)	1.29 (0.59)
	Aluminum	5.0 (127)	6.42 (163.1)	1.12 (28.3)	2.76 (70.1)	1.41 (0.64)

\* With small differential gauge, add 1.21 (31) to dimension C.  
Bowl removal clearance: add 3.1 (79).



REPLACEMENT FILTER ELEMENTS		
Element Rating	Element Material	Model Number
5-µm	Polyethylene	R-A60F-03PE5
5-µm	Sintered Bronze	R-A60F-03E5
20-µm	Sintered Bronze	R-A60F-03E4
40-µm	Sintered Bronze	R-A60F-03E3



Options: Differential Pressure Gauge, for additional information refer to page G6.6.  
Options: External Bowl Drains, refer to page G6.7.  
Accessories ordered separately, refer to page G6.3-5.

## STANDARD SPECIFICATIONS (for filters on this page):

Construction Design	Sintered or Fiber	Operating Pressure	Manual Drain Models
Temperature	Ambient/Media: Polycarbonate Bowl: 40° to 125°F (4° to 52°C) Metal Bowl: 40° to 175°F (4° to 79°C)		Polycarbonate Bowl: 0 to 150 psig (0 to 10 bar) Metal Bowl: 0 to 250 psig (0 to 17 bar)
Fluid Media	Compressed air	Construction Material	Filter Element: 5-micron polyethylene, or 5-, 20-, 40-µm sintered bronze
Operating Pressure	Automatic Drain Models		Body: Cast Zinc
	Polycarbonate Bowl: 30 to 150 psig (2 to 10 bar) Metal Bowl: 30 to 200 psig (2 to 14 bar)		Bowl: Polycarbonate bowl with nylon shatterguard, or aluminum bowl with clear nylon sight glass
			Seals: Nitrile



บริษัท ฟลูเทค จำกัด  
FLU-TECH CO.,LTD

845/3-4 หมู่ 3 ถ.เทพารักษ์ ต.เทพารักษ์ อ.เมือง จ.สมุทรปราการ 10270

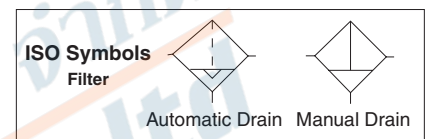
845/3-4 Thepharak RD., T.Thepharak, A.Muang, Samutprakarn 10270 THAILAND  
Tel. 0 2384 6060, Fax 0 2384 5701, Email : sales@flutech.co.th, www.flutech.co.th

Port Sizes: 1/4, 3/8, 1/2 & 3/4 – Flow to 155 scfm

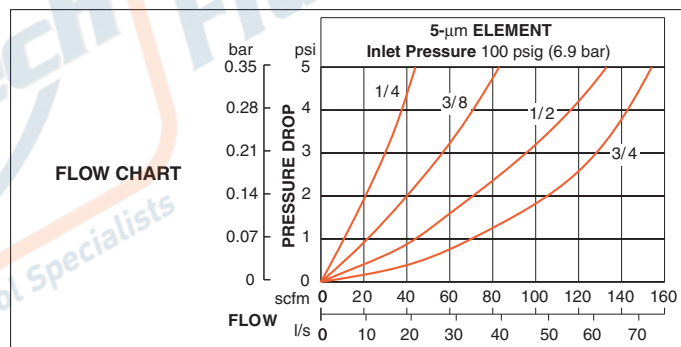
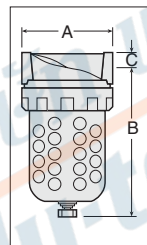


Port Size	Port Threads	Automatic Drain		Manual Drain	
		Polycarbonate Bowl	Metal Bowl	Polycarbonate Bowl	Metal Bowl
		Model Number	Model Number	Model Number	Model Number
1/4	NPTF	5021B2008	5022B2005	5011B2008	5012B2006
	G	C5021B2008	C5022B2005	C5011B2008	C5012B2006
3/8	NPTF	5021B3008	5022B3005	5011B3008	5012B3006
	G	C5021B3008	C5022B3005	C5011B3008	C5012B3006
1/2	NPTF	5021B4008	5022B4005	5011B4008	5012B4006
	G	C5021B4008	C5022B4005	C5011B4008	C5012B4006
3/4	NPTF	5021B5018	5022B5015	5011B5018	5012B5016
	G	C5021B5018	C5022B5015	C5011B5018	C5012B5016

Port Size	Bowl Type	Bowl Capacity	Dimensions inches (mm)				Weight lb (kg)
			A	B	C	Depth	
1/4, 3/8, 1/2, 3/4	Polycarbonate	8-oz (240-ml)	3.5 (89)	5.8 (146)	0.6 (16)	3.5 (89)	1.93 (0.88)
	Zinc	8-oz (240-ml)	3.5 (89)	6.4 (163)	0.6 (16)	3.5 (89)	2.90 (1.32)



REPLACEMENT FILTER ELEMENTS		
Element Rating	Element Material	Model Number
5-µm - Standard	Polyethylene	939K77
5-µm - Optional	Sintered Bronze	R-KA103-03E5
20-µm - Optional	Sintered Bronze	R-KA103-03E4
40-µm - Optional	Sintered Bronze	R-KA103-03E3



Options: Automatic External Drain, refer to page G6.7.  
Internal Float Drain, consult ROSS.  
Accessories ordered separately, refer to page G6.3-4.

### STANDARD SPECIFICATIONS (for filters on this page):

Construction Design	Fiber	Construction Material	Filter Element: 5-micron polyethylene
Temperature	Ambient/Media: Polycarbonate Bowl: 40° to 125°F (4° to 52°C) Metal Bowl: 40° to 175°F (4° to 79°C)		Body: Zinc
Fluid Media	Compressed air		Bowl: Polycarbonate bowl with steel shatterguard, or zinc bowl with clear nylon sight glass
Operating Pressure	Automatic Drain Models Polycarbonate Bowl: Up to 150 psig (up to 10 bar) Metal Bowl: Up to 200 psig (up to 14 bar)		Bowl Ring: Aluminum
Operating Pressure	Manual Drain Models Polycarbonate Bowl: 0 to 150 psig (0 to 10 bar) Metal Bowl: 0 to 200 psig (0 to 14 bar)		Seals: Nitrile



บริษัท ฟลูเทค จำกัด  
FLU-TECH CO.,LTD

845/3-4 หมู่ 3 ถ.เทพารักษ์ ต.เทพารักษ์ อ.เมือง จ.สมุทรปราการ 10270

845/3-4 Thepharak RD., T.Thepharak, A.Muang, Samutprakarn 10270 THAILAND  
Tel. 0 2384 6060, Fax 0 2384 5701, Email : sales@flutech.co.th, www.flutech.co.th

Port Sizes: 3/8, 1/2 & 3/4 – Flow to 205 scfm

## HOW TO ORDER

Choose your options (in red) to configure your model number.

**MD4** **50P** **B** **A** **B** **5** **2** **L**

BOWL MATERIAL/SIZE	
Polycarbonate Bowl 9-oz (266-ml)	<b>50P</b>
Metal Bowl 9-oz (266-ml)	<b>50M</b>

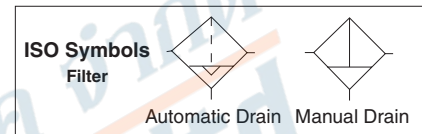
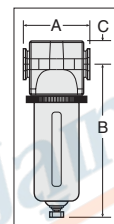
FILTER ELEMENT TYPE	
40-µm Sintered Bronze	<b>A</b>
5-µm Polyethylene	<b>B</b>

BOWL DRAIN	
Automatic Drain	<b>A</b>
Manual Drain	<b>M</b>
Less Drain Fitting - 1/4 NPT female instead	<b>L</b>
Internal Float Drain	<b>F</b>

PIPE SIZE	
3/8 NPTF	<b>3</b>
1/2 NPTF	<b>4</b>
3/4 NPTF	<b>5</b>
3/8 G	<b>C</b>
1/2 G	<b>D</b>
3/4 G	<b>E</b>

CAP COLOR	
Black	<b>2</b>
Yellow	<b>Y</b>

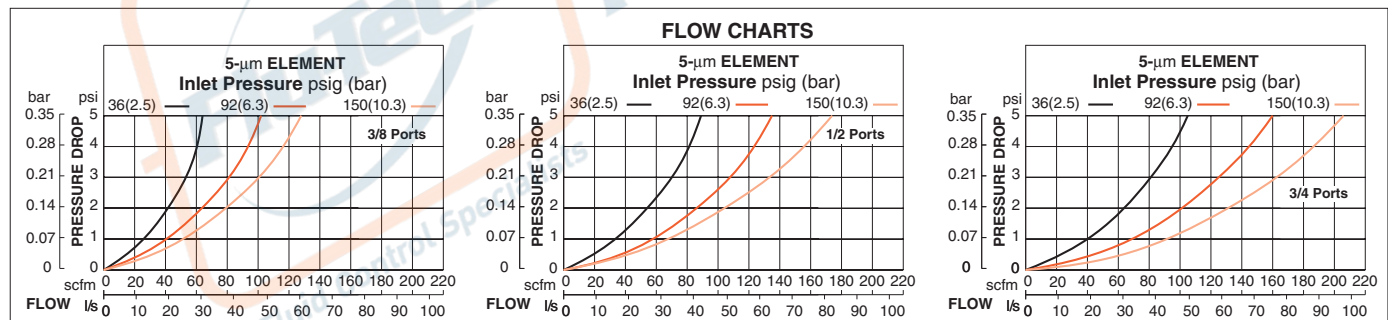
DIFFERENTIAL PRESSURE GAUGE	
Without Gauge	<b>A</b>
Large Dual Face Gauge	<b>L</b>
Small Slide Gauge	<b>S</b>
Large Dual Face Gauge, with Normally Open Reed Switch	<b>E</b>
Large Dual Face Gauge, with Normally Closed Reed Switch	<b>C</b>



Port Size	Bowl Type	Dimensions inches (mm)				Weight lb (kg)
		A	B**	C	Depth	
3/8, 1/2, 3/4	Polycarbonate	3.0 (76.2)	7.7 (195)	1.1 (28)	2.9 (73)	2.13 (0.97)
	Aluminum	3.5 (76.2)	7.6 (193)	1.1 (28)	3.1 (79)	2.13 (0.97)

\*\*With small differential gauge, add 1.21 (31) to dimension C.  
Bowl removal clearance: add 3.1 (79).

REPLACEMENT FILTER ELEMENTS		
Element Rating	Element Material	Element Number
5-µm - Standard	Polyethylene	R-A115-106PE5
40-µm - Standard	Sintered Bronze	R-A115-106E3
5-µm - Optional	Sintered Bronze	R-A115-106E5
20-µm - Optional	Sintered Bronze	R-A115-106E4



Options: Differential Pressure Gauge, for additional information refer to page G6.6.

Options: External Bowl Drains, refer to page G6.7.

Accessories ordered separately, refer to page G6.3-4.

## STANDARD SPECIFICATIONS (for filters on this page):

Construction Design	Sintered or Fiber	Construction Material	Filter Element: 5-micron rated polyethylene, or 40-micron rated sintered bronze
Temperature	Ambient/Media: Polycarbonate Bowl: 40° to 125°F (4° to 52°C) Metal Bowl: 40° to 175°F (4° to 79°C)		Body: Cast Zinc
Fluid Media	Compressed air		Bowl: Polycarbonate bowl with steel shatterguard, or aluminum bowl with clear nylon sight glass
Operating Pressure	Automatic Drain Models Polycarbonate Bowl: Up to 150 psig (up to 10 bar) Metal Bowl: Up to 200 psig (up to 14 bar)		Bowl Ring: Nylon
Operating Pressure	Manual Drain Models Polycarbonate Bowl: 0 to 150 psig (0 to 10 bar) Metal Bowl: 0 to 200 psig (0 to 14 bar)		Seals: Nitrile



บริษัท ฟลูเทค จำกัด  
**FLU-TECH CO.,LTD**

845/3-4 หมู่ 3 ถ.เทพารักษ์ ต.เทพารักษ์ อ.เมือง จ.สมุทรปราการ 10270

845/3-4 Thepharak RD., T.Thepharak, A.Muang, Samutprakarn 10270 THAILAND  
Tel. 0 2384 6060, Fax 0 2384 5701, Email : sales@flutech.co.th, www.flutech.co.th



# In-line Filters

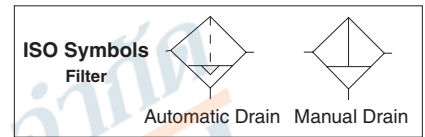
# HIGH-CAPACITY Series

Port Sizes: 3/4 & 1 – Flow to 275 scfm

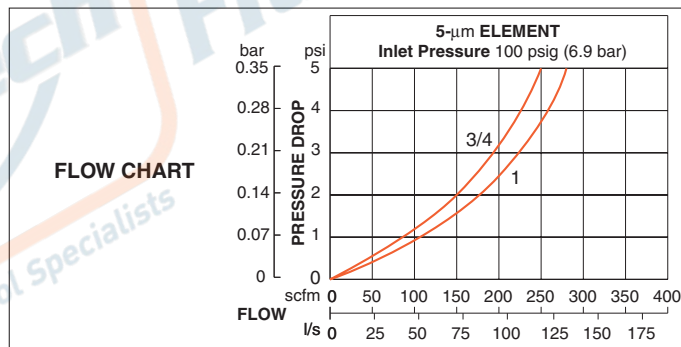
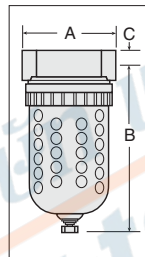


Port Size	Port Threads	Automatic Drain		Manual Drain	
		Polycarbonate Bowl	Metal Bowl	Polycarbonate Bowl	Metal Bowl
		Model Number	Model Number	Model Number	Model Number
3/4	NPTF	5021B5008	5022B5005	5011B5008	5012B5006
	G	C5021B5008	C5022B5005	C5011B5008	C5012B5006
1	NPTF	5021B6008	5022B6005	5011B6008	5012B6006
	G	C5021B6008	C5022B6005	C5011B6008	C5012B6006

Port Size	Bowl Type	Bowl Capacity	Dimensions inches (mm)				Weight lb (kg)
			A	B	C	Depth	
3/4	Polycarbonate	16-oz (480-ml)	4.5 (114)	8.0 (203)	0.8 (21)	4.2 (106)	2.44 (1.11)
1	Aluminum	16-oz (480-ml)	4.5 (114)	8.3 (210)	0.8 (21)	4.2 (106)	3.25 (1.48)



REPLACEMENT FILTER ELEMENTS		
Element Rating	Element Material	Model Number
5-µm - Standard	Polyethylene	1010K77
5-µm - Optional	Sintered Bronze	R-KA109-03E5
20-µm - Optional	Sintered Bronze	R-KA109-03E4
40-µm - Optional	Sintered Bronze	R-KA109-03E3



Options: Automatic External Drain, refer to page G6.7.  
Internal float drain, consult ROSS.  
Accessories ordered separately, refer to page G6.3-4.

### STANDARD SPECIFICATIONS (for filters on this page):

Construction Design	Sintered or Fiber	Construction Material	Filter Element: 5-micron rated polyethylene
Temperature	Ambient/Media: Polycarbonate Bowl: 40° to 125°F (4° to 52°C) Metal Bowl: 40° to 175°F (4° to 79°C)		Body: Cast Zinc
Fluid Media	Compressed air		Bowl: Polycarbonate bowl with steel shatterguard, or aluminum bowl with clear nylon sight glass
Operating Pressure	Automatic Drain Models Polycarbonate Bowl: Up to 150 psig (up to 10 bar) Metal Bowl: Up to 200 psig (up to 14 bar)		Bowl Ring: Aluminum
Operating Pressure	Manual Drain Models Polycarbonate Bowl: 0 to 150 psig (0 to 10 bar) Metal Bowl: 0 to 200 psig (0 to 14 bar)		Seals: Nitrile



บริษัท ฟลูเทค จำกัด  
FLU-TECH CO.,LTD

845/3-4 หมู่ 3 ถ.เทพารักษ์ ต.เทพารักษ์ อ.เมือง จ.สมุทรปราการ 10270

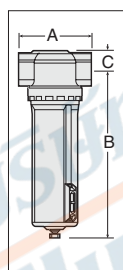
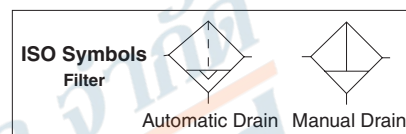
845/3-4 Thepharak RD., T.Thepharak, A.Muang, Samutprakarn 10270 THAILAND  
Tel. 0 2384 6060, Fax 0 2384 5701, Email : sales@flutech.co.th, www.flutech.co.th

## Port Sizes: 1¼ & 1½ – Flow to 660 scfm

Port Size	Filter Element Rating	Automatic Drain		Manual Drain	
		Metal Bowl		Metal Bowl	
		Model Number		Model Number	
		NPTF Threads	G Threads	NPTF Threads	G Threads
1¼	5-µm	5022B7019	C5022B7019	5012B7019	C5012B7019
	40-µm	5X00B7051	C5X00B7051	5X00B7052	C5X00B7052
1½	5-µm	5022B8019	C5022B8019	5012B8019	C5012B8019
	40-µm	5X00B8037	C5X00B8037	5X00B8051	C5X00B8051

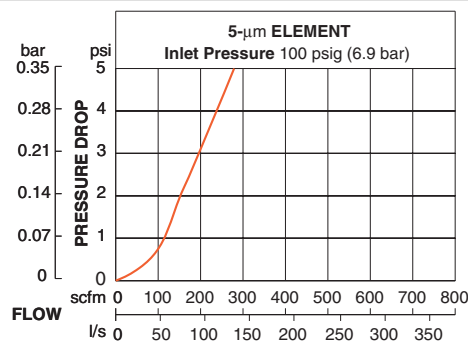
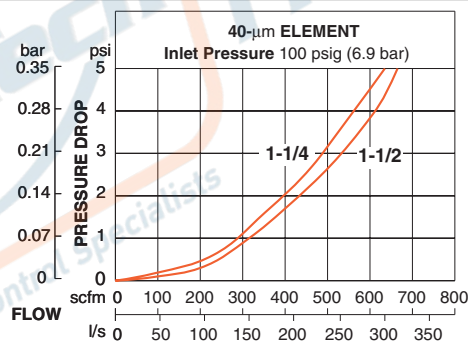


Port Size	Bowl Type	Bowl Capacity	Dimensions inches (mm)				Weight lb (kg)
			A	B	C	Depth	
1¼, 1½	Aluminum	35-oz (1000-ml)	5.5 (140)	10.7 (271)	1.4(36)	4.2 (106)	1.93 (0.88)



REPLACEMENT FILTER ELEMENTS		
Element Rating	Element Material	Model Number
5-µm	Sintered Bronze	1656K77
40-µm	Sintered Bronze	R-A114-106E3

### FLOW CHARTS



**Options:** External Automatic Drain, refer to page G6.7.  
Internal float drain, consult ROSS.  
**Accessories ordered separately, refer to page G6.3-4.**

### STANDARD SPECIFICATIONS (for filters on this page):

Construction Design	Sintered	Construction Material	Filter Element: 5-micron rated, or 40-micron rated sintered bronze
Temperature	Ambient/Media: 40° to 175°F (4° to 79°C)		Body: Aluminum
Fluid Media	Compressed air		Bowl: Aluminum bowl with clear nylon sight glass
Operating Pressure	Automatic Drain Models		Bowl Ring: Aluminum
	Polycarbonate Bowl: Up to 200 psig (up to 14 bar) Metal Bowl: 0 to 200 psig (0 to 14 bar)		Seals: Nitrile
Operating Pressure	Manual Drain Models		
	Polycarbonate Bowl: 0 to 150 psig (0 to 10 bar) Metal Bowl: 0 to 200 psig (0 to 14 bar)		



**บริษัท ฟลูเทค จำกัด**  
**FLU-TECH CO.,LTD**

845/3-4 หมู่ 3 ถ.เทพารักษ์ ต.เทพารักษ์ อ.เมือง จ.สมุทรปราการ 10270

845/3-4 Thepharak RD., T.Thepharak, A.Muang, Samutprakarn 10270 THAILAND  
Tel. 0 2384 6060, Fax 0 2384 5701, Email : sales@flutech.co.th, www.flutech.co.th



# In-line Filters

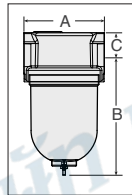
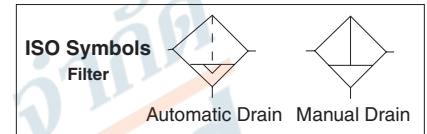
# HIGH-CAPACITY Series

Port Sizes: 1¼, 1½ & 2 – Flow to 1000 scfm

Port Size	Filter Element Rating	Automatic Internal Float Drain		Manual Drain	
		Metal Bowl		Metal Bowl	
		Model Number		Model Number	
		NPTF Threads	G Threads	NPTF Threads	G Threads
1¼	5-µm	5022B7018	C5022B7018	5012B7018	C5012B7018
1¼	40-µm	5X00B7025	C5X00B7025	5X00B7054	C5X00B7054
1½	5-µm	5022B8018	C5022B8018	5012B8018	C5012B8018
1½	40-µm	5X00B8018	C5X00B8018	5X00B8019	C5X00B8019
2	5-µm	5022B9018	C5022B9018	5012B9018	C5012B9018
2	40-µm	5X00B9004	C5X00B9004	5X00B9003	C5X00B9003

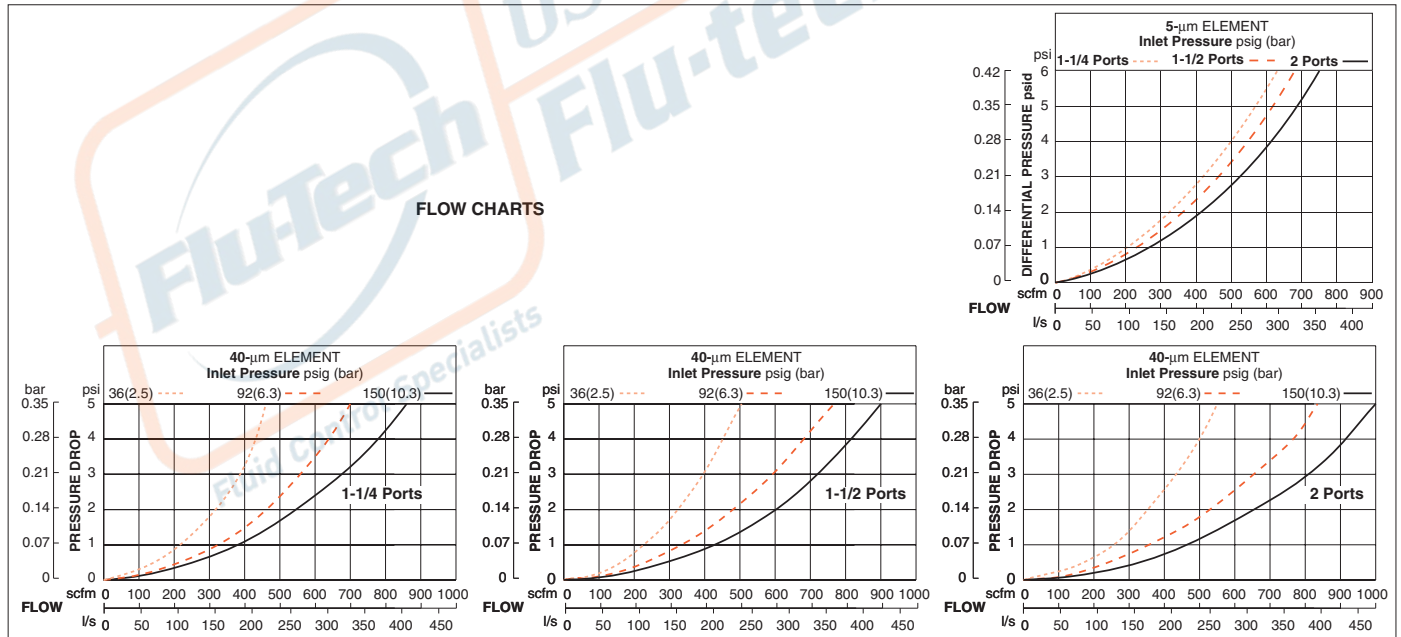


Port Size	Bowl Type	Bowl Capacity	Dimensions inches (mm)				Weight lb (kg)
			A	B	C	Depth	
1¼, 1½, 2	Aluminum	123-oz (3700-ml)	8.1 (204)	12.0 (305)	2.4 (60.3)	8.0 (203.2)	14.3 (6.59)



REPLACEMENT FILTER ELEMENTS		
Element Rating	Element Material	Model Number
5-µm	Sintered Bronze	942K77
40-µm	Sintered Bronze	944K77

### FLOW CHARTS



Options: External Automatic Drain, refer to page G6.7.  
Accessories ordered separately, refer to page G6.3-4.

### STANDARD SPECIFICATIONS (for filters on this page):

Construction Design	Sintered of Fiber	Construction Material	Filter Element: 5-micron rated, or 40-micron rated sintered bronze
Temperature	Ambient/Media: 40° to 175°F (4° to 79°C)		Body: Aluminum
Fluid Media	Compressed air		Bowl: Aluminum
Operating Pressure	Internal Float Drain Models: 30 to 200 psig (2.1 to 14 bar) Manual Drain Models: 0 to 200 psig (0 to 14 bar)		Seals: Nitrile



บริษัท ฟลูเทค จำกัด  
FLU-TECH CO.,LTD

845/3-4 หมู่ 3 ถ.เทพารักษ์ ต.เทพารักษ์ อ.เมือง จ.สมุทรปราการ 10270

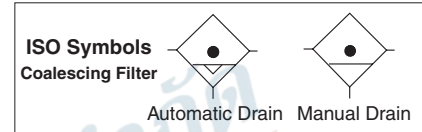
845/3-4 Thepharak RD., T.Thepharak, A.Muang, Samutprakarn 10270 THAILAND  
Tel. 0 2384 6060, Fax 0 2384 5701, Email : sales@flutech.co.th, www.flutech.co.th

# Modular Coalescing Filters

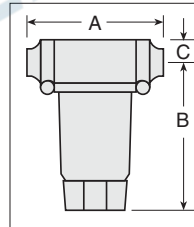
# BANTAM Series

## Port Sizes: 1/8 & 1/4 – Flow to 11 scfm

Port Size	Automatic Drain		Manual Drain	
	Polycarbonate Bowl	Metal Bowl	Polycarbonate Bowl	Metal Bowl
	Model Number	Model Number	Model Number	Model Number
<b>With THREADED PORTS</b>				
1/8 NPTF	5B01B0700	5B01B0800	5B01B0500	5B01B0600
1/8 G	C5B01B0700	C5B01B0800	C5B01B0500	C5B01B0600
1/4 NPTF	5B02B0700	5B02B0800	5B02B0500	5B02B0600
1/4 G	C5B02B0700	C5B02B0800	C5B02B0500	C5B02B0600
<b>With Quick-Connect TUBE FITTINGS</b>				
1/4	5B03B0700	5B03B0800	5B03B0500	5B03B0600
3/8	5B04B0700	5B04B0800	5B04B0500	5B04B0600
4mm	5B05B0700	5B05B0800	5B05B0500	5B05B0600
6mm	5B06B0700	5B06B0800	5B06B0500	5B06B0600
8mm	5B07B0700	5B07B0800	5B07B0500	5B07B0600
10mm	5B08B0700	5B08B0800	5B08B0500	5B08B0600

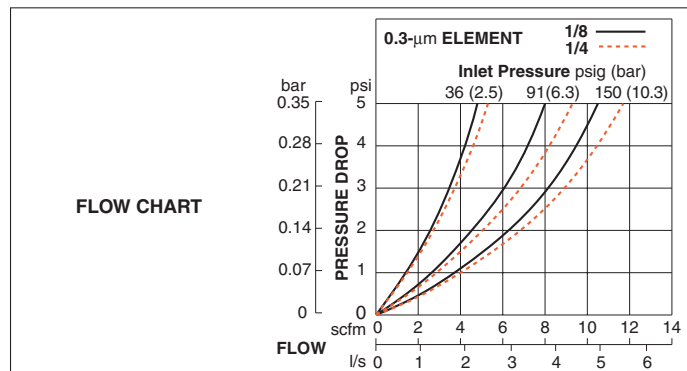


Port Size	Bowl Capacity	Dimensions inches (mm)				Weight lb (kg)
		A	B**	C	Depth	
No Ports	2-oz (60-ml)	1.7 (43)	3.9 (99)	0.5 (13)	1.8 (45)	0.27 (0.12)
1/8, 1/4 (NPTF or BSPP)	2-oz (60-ml)	3.0 (76)	3.9 (99)	0.5 (13)	1.8 (45)	0.49 (0.22)
<b>Models below have quick-connect tube fittings.</b>						
1/4	2-oz (60-ml)	3.4 (86)	3.9 (99)	0.5 (13)	1.8 (45)	0.47 (0.21)
3/8	2-oz (60-ml)	3.9 (99)	3.9 (99)	0.5 (13)	1.8 (45)	0.47 (0.21)
4 mm	2-oz (60-ml)	3.4 (86)	3.9 (99)	0.5 (13)	1.8 (45)	0.47 (0.21)
6 mm	2-oz (60-ml)	3.4 (86)	3.9 (99)	0.5 (13)	1.8 (45)	0.47 (0.21)
8 mm	2-oz (60-ml)	3.4 (86)	3.9 (99)	0.5 (13)	1.8 (45)	0.47 (0.21)
10 mm	2-oz (60-ml)	3.9 (99)	3.9 (99)	0.5 (13)	1.8 (45)	0.47 (0.21)



\*\* Dimension for polycarbonate bowl; aluminum bowl is 3.8 (97).

REPLACEMENT FILTER ELEMENTS		
Element Rating	Element Material	Model Number
0.3- $\mu$ m - Standard	Borosilicate-glass-fiber	945K77
0.01- $\mu$ m - Optional	Borosilicate-glass-fiber	R-A-10F-16E8



Accessories ordered separately, refer to page G6.3-4.

### STANDARD SPECIFICATIONS (for filters on this page):

Construction Design	Fiber	Operating Pressure	Manual Drain Models
Temperature	Ambient/Media: Polycarbonate Bowl: 40° to 125°F (4° to 52°C) Metal Bowl: 40° to 150°F (4° to 66°C)		Polycarbonate Bowl: 0 to 150 psig (0 to 10 bar) Metal Bowl: 0 to 200 psig (0 to 14 bar)
Fluid Media	Compressed air	Construction Material	Filter Element: 0.3-micron rated borosilicate-glass-fiber coalescing element
Operating Pressure	Automatic Drain Models		Body: Acetal
	Polycarbonate Bowl: Up to 150 psig (up to 10 bar) Metal Bowl: Up to 200 psig (up to 14 bar)		Bowl: Polycarbonate or Aluminum
			Seals: Nitrile



บริษัท ฟลูเทค จำกัด  
**FLU-TECH CO.,LTD**

845/3-4 หมู่ 3 ถ.เทพารักษ์ ต.เทพารักษ์ อ.เมือง จ.สมุทรปราการ 10270

845/3-4 Thepharak RD., T.Thepharak, A.Muang, Samutprakarn 10270 THAILAND  
Tel. 0 2384 6060, Fax 0 2384 5701, Email : sales@flutech.co.th, www.flutech.co.th

# In-line Coalescing Filters

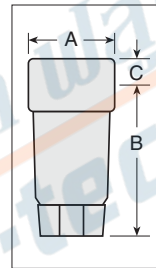
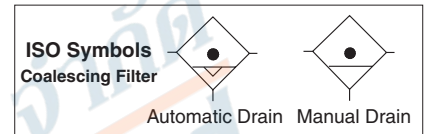
# MINIATURE Series

Port Sizes: 1/8 & 1/4 – Flow to 10 scfm

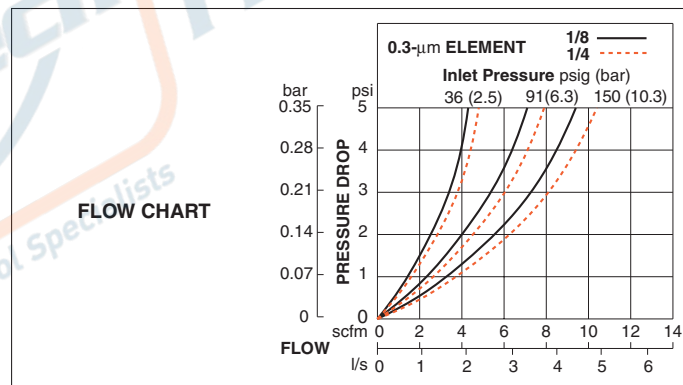


Port Size	Port Threads	Automatic Drain		Manual Drain	
		Polycarbonate Bowl	Metal Bowl	Polycarbonate Bowl	Metal Bowl
		Model Number	Model Number	Model Number	Model Number
1/8	NPTF	5031B1128	5032B1118	5031B1028	5032B1028
	G	C5031B1128	C5032B1118	C5031B1028	C5032B1028
1/4	NPTF	5031B2128	5032B2128	5031B2028	5032B2028
	G	C5031B2128	C5032B2128	C5031B2028	C5032B2028

Port Size	Bowl Type	Bowl Capacity	Dimensions inches (mm)				Weight lb (kg)
			A	B	C	Depth	
1/8, 1/4	Polycarbonate	2-oz (60-ml)	1.6 (41)	3.6 (92)	0.4 (9.5)	1.6 (41)	0.33 (0.15)
	Aluminum	2-oz (60-ml)	1.6 (41)	4.3 (109)	0.4 (9.5)	1.6 (41)	0.35 (0.16)



REPLACEMENT FILTER ELEMENTS		
Element Rating	Element Material	Model Number
0.3- $\mu$ m - Standard	Borosilicate-glass-fiber	945K77
0.01- $\mu$ m - Optional	Borosilicate-glass-fiber	R-A-10F-16E8



Accessories ordered separately, refer to page G6.3-4.

### STANDARD SPECIFICATIONS (for filters on this page):

Construction Design	Fiber	Operating Pressure	Manual Drain Models Polycarbonate Bowl: 0 to 150 psig (0 to 10 bar) Metal Bowl: 0 to 200 psig (0 to 14 bar)
Temperature	Ambient/Media: Polycarbonate Bowl: 40° to 125°F (4° to 52°C) Metal Bowl: 40° to 150°F (4° to 66°C)		Construction Material
Fluid Media	Compressed air	Body: Aluminum	
Operating Pressure	Automatic Drain Models Polycarbonate Bowl: Up to 150 psig (up to 10 bar) Metal Bowl: Up to 200 psig (up to 14 bar)		Bowl: Polycarbonate or Aluminum
			Seals: Nitrile



บริษัท ฟลูเทค จำกัด  
FLU-TECH CO.,LTD

845/3-4 หมู่ 3 ถ.เทพารักษ์ ต.เทพารักษ์ อ.เมือง จ.สมุทรปราการ 10270

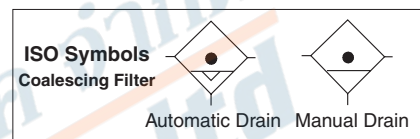
845/3-4 Thepharak RD., T.Thepharak, A.Muang, Samutprakarn 10270 THAILAND  
Tel. 0 2384 6060, Fax 0 2384 5701, Email : sales@flutech.co.th, www.flutech.co.th

Port Sizes: 1/4, 3/8 & 1/2 – Flow to 85 scfm



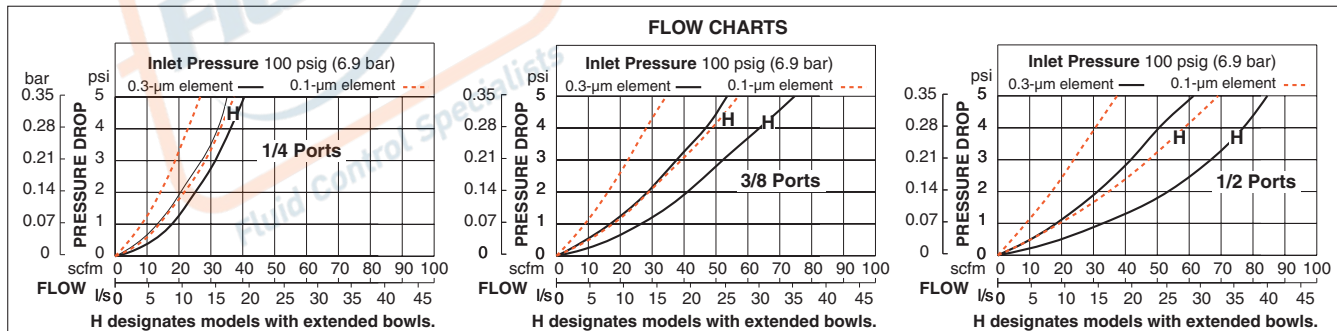
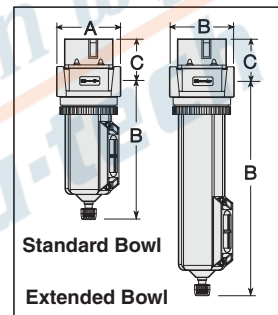
Port Size	Filter Element Rating	Automatic Drain				Manual Drain			
		Metal Bowl		Extended Metal Bowl		Metal Bowl		Extended Metal Bowl	
		Model Number		Model Number		Model Number		Model Number	
		NPTF Threads	G Threads	NPTF Threads	G Threads	NPTF Threads	G Threads	NPTF Threads	G Threads
1/4	0.3-µm	5032B2138	C5032B2138	5032B2148	C5032B2148	5032B2038	C5032B2038	5032B2048	C5032B2048
	0.01-µm	5032B2239	C5032B2239	5032B2249	C5032B2249	5032B2238	C5032B2238	5032B2248	C5032B2248
3/8	0.3-µm	5032B3138	C5032B3138	5032B3148	C5032B3148	5032B3038	C5032B3038	5032B3048	C5032B3048
	0.01-µm	5032B3239	C5032B3239	5032B3249	C5032B3249	5032B3238	C5032B3238	5032B3248	C5032B3248
1/2	0.3-µm	5032B4138	C5032B4138	5032B4148	C5032B4148	5032B4038	C5032B4038	5032B4048	C5032B4048
	0.01-µm	5032B4239	C5032B4239	5032B4249	C5032B4249	5032B4238	C5032B4238	5032B4248	C5032B4248

Port Size	Bowl Type	Bowl Capacity	Dimensions inches (mm)				Weight lb (kg)
			A	B	C	Depth	
1/4, 3/8, 1/2	Standard	6-oz (180-ml)	2.7 (67)	6.5 (165)	1.8 (45)	2.4 (60)	1.75 (0.80)
1/4, 3/8, 1/2	Extended	10-oz (300-ml)	2.7 (67)	9.5 (241)	1.8 (45)	2.4 (60)	2.00 (0.91)



REPLACEMENT FILTER ELEMENTS			
Element Rating	Bowl Type	Element Material	Model Number
0.3-µm	Standard	Borosilicate-glass-fiber	R-A60F-29
	Extended	Borosilicate-glass-fiber	R-A60F-32
0.01-µm	Standard	Borosilicate-glass-fiber	R-A60F-29E8
	Extended	Borosilicate-glass-fiber	R-A60F-32E8

40° to 175°F (4° to 79°C)



Accessories ordered separately, refer to page G6.3-4.

### STANDARD SPECIFICATIONS (for filters on this page):

Construction Design	Fiber	Construction Material	Filter Element: 0.3-micron rated or 0.01-micron rated borosilicate-glass-fiber coalescing element
Temperature	Ambient/Media: 40° to 175°F (4° to 79°C)		Body: Zinc
Fluid Media	Compressed air		Bowl: Aluminum bowl with clear nylon sight glass, or extended aluminum bowl with clear nylon sight glass
Operating Pressure	Automatic Drain Models: Up to 150 psig (up to 10 bar)		Bowl Ring: Nylon
	Manual Drain Models: 0 to 150 psig (0 to 10 bar)		Seals: Nitrile



บริษัท ฟลูเทค จำกัด  
FLU-TECH CO.,LTD

845/3-4 หมู่ 3 ถ.เทพารักษ์ ต.เทพารักษ์ อ.เมือง จ.สมุทรปราการ 10270

845/3-4 Thepharak RD., T.Thepharak, A.Muang, Samutprakarn 10270 THAILAND  
Tel. 0 2384 6060, Fax 0 2384 5701, Email : sales@flutech.co.th, www.flutech.co.th



# Modular Coalescing Filters

MD3™ Series

Port Sizes: 1/4, 3/8 & 1/2 – Flow to 125 scfm

## HOW TO ORDER

Choose your options (in red) to configure your model number.

**MD3** **50P** **C** **M** **C** **4** **2** **A**



BOWL MATERIAL/SIZE	
Polycarbonate Bowl 5.1-oz (151-ml)	<b>50P</b>
Metal Bowl 6-oz (177-ml)	<b>50M</b>
Extended Metal Bowl 10-oz (295-ml)	<b>50E</b>

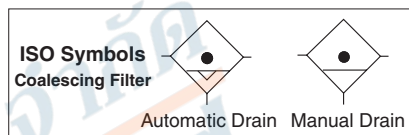
FILTER ELEMENT TYPE	
0.3-µm Borosilicate Glass	<b>C</b>
0.01-µm Borosilicate Glass	<b>D</b>

BOWL DRAIN	
Manual Drain	<b>M</b>
Float Drain	<b>F</b>
Less Drain Fitting (1/4 NPT female instead)	<b>L</b>

PIPE SIZE	
1/4 NPTF	<b>2</b>
3/8 NPTF	<b>3</b>
1/2 NPTF	<b>4</b>
1/4 G	<b>B</b>
3/8 G	<b>C</b>
1/2 G	<b>D</b>

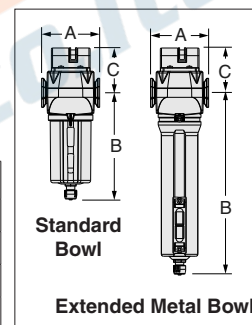
DIFFERENTIAL PRESSURE GAUGE	
Without Gauge	<b>A</b>
Small Slide Gauge	<b>S</b>

CAP COLOR	
Black	<b>2</b>
Yellow	<b>Y</b>

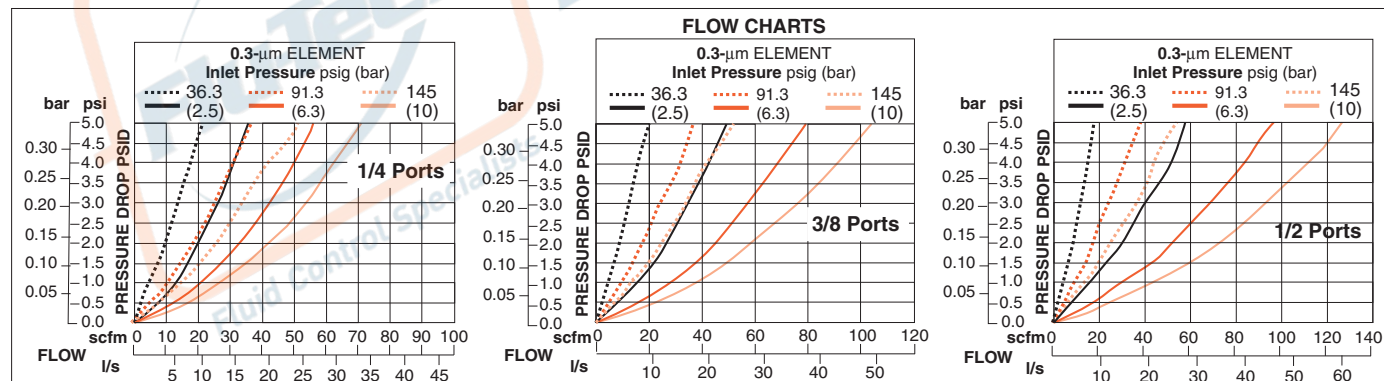


Port Size	Bowl Type	Dimensions inches (mm)				Weight lb (kg)
		A	B*	C	Depth	
1/4, 3/8, 1/2	Polycarbonate	3.0 (76.2)	5.54 (140.6)	2.33 (59.3)	2.51 (63.8)	1.30 (0.59)
	Aluminum	3.0 (76.2)	6.42 (163.1)	2.33 (59.3)	2.76 (70.1)	1.41 (0.64)
	Extended Aluminum	3.0 (76.2)	9.51 (241.6)	2.33 (59.3)	2.76 (70.1)	1.54 (0.70)

\* Bowl removal clearance: add 3.1 (79). Extended Bowl removal clearance: add 6.1 (155).



REPLACEMENT FILTER ELEMENTS					
Element Rating	Bowl Type	Model Number	Element Rating	Bowl Type	Model Number
0.3-µm	Polycarbonate	R-A60F-23	0.01-µm	Polycarbonate	R-A60F-23E8
	Metal	R-A60F-29		Metal	R-A60F-29E8
	Extended Metal	R-A60F-32		Extended Metal	R-A60F-32E8



Options: External Bowl Drains, for additional information refer to page G6.7.  
Accessories ordered separately, refer to page G6.3-5.

## STANDARD SPECIFICATIONS (for filters on this page):

Construction Design	Fiber	Operating Pressure	Manual Drain Models
Temperature	Ambient/Media: Polycarbonate Bowl: 40° to 125°F (4° to 52°C) Metal Bowl: 40° to 175°F (4° to 79°C)		Polycarbonate Bowl: 0 to 150 psig (0 to 10 bar) Metal Bowl: 0 to 250 psig (0 to 17 bar)
Fluid Media	Compressed air		Filter Element: 0.3-micron rated or 0.01-micron rated borosilicate-glass-fiber coalescing element
Operating Pressure	Automatic Drain Models	Construction Material	Body: Cast Zinc
	Polycarbonate Bowl: 30 to 150 psig (2 to 10 bar) Metal Bowl: 30 to 200 psig (2 to 14 bar)		Bowl: Polycarbonate bowl with nylon shatterguard, or aluminum bowl with clear nylon sight glass
			Seals: Nitrile



บริษัท ฟลูเทค จำกัด  
**FLU-TECH CO.,LTD**

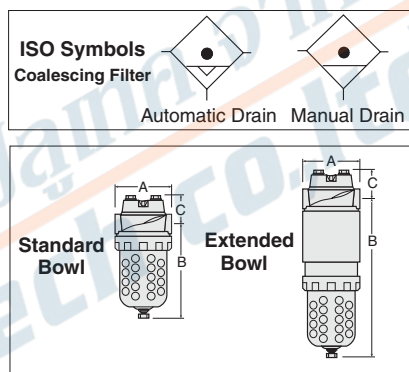
845/3-4 หมู่ 3 ถ.เทพารักษ์ ต.เทพารักษ์ อ.เมือง จ.สมุทรปราการ 10270

845/3-4 Thepharak RD., T.Thepharak, A.Muang, Samutprakarn 10270 THAILAND  
Tel. 0 2384 6060, Fax 0 2384 5701, Email : sales@flutech.co.th, www.flutech.co.th

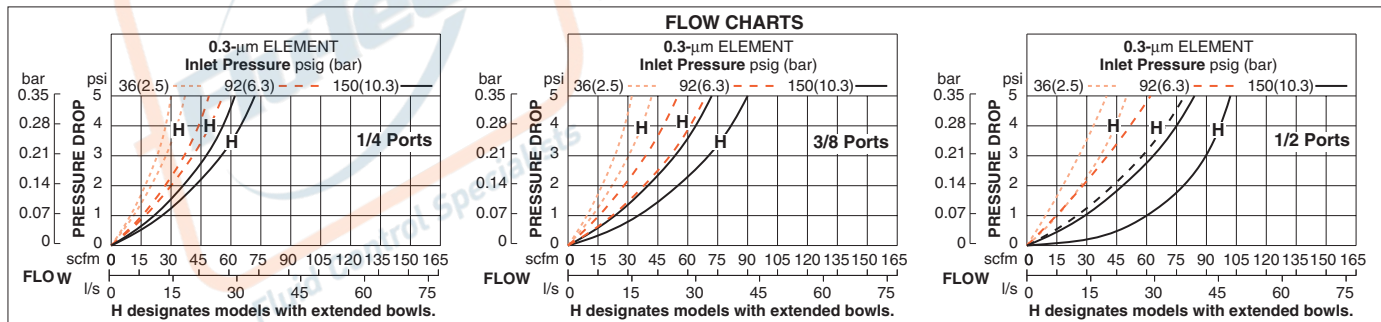
Port Sizes: 1/4, 3/8 & 1/2 – Flow to 100 scfm

Port Size	Bowl Type	Filter Element Rating	Automatic Drain				Manual Drain			
			Polycarbonate Bowl		Metal Bowl		Polycarbonate Bowl		Metal Bowl	
			Model Number		Model Number		Model Number		Model Number	
			NPTF Threads	G Threads	NPTF Threads	G Threads	NPTF Threads	G Threads	NPTF Threads	G Threads
1/4	Standard	0.3-µm	5031B2108	C5031B2108	5032B2118	C5032B2118	5031B2008	C5031B2008	5032B2018	C5032B2018
		0.01-µm	5031B2209	C5031B2209	5032B2219	C5032B2219	5031B2208	C5031B2208	5032B2218	C5032B2218
3/8	Standard	0.3-µm	5031B3108	C5031B3108	5032B3118	C5032B3118	5031B3008	C5031B3008	5032B3018	C5032B3018
		0.01-µm	5031B3209	C5031B3209	5032B3219	C5032B3219	5031B3208	C5031B3208	5032B3218	C5032B3218
1/2	Standard	0.3-µm	5031B4108	C5031B4108	5032B4118	C5032B4118	5031B4008	C5031B4008	5032B4018	C5032B4018
		0.01-µm	5031B4209	C5031B4209	5032B4219	C5032B4219	5031B4208	C5031B4208	5032B4218	C5032B4218
	Extended	0.3-µm	5031B4128	C5031B4128	5032B4128	C5032B4128	5031B4028	C5031B4028	5032B4028	C5032B4028
		0.01-µm	5031B4229	C5031B4229	5032B4229	C5032B4229	5031B4228	C5031B4228	5032B4228	C5032B4228

Port Size	Bowl Type	Bowl Capacity	Dimensions inches (mm)				Weight lb (kg)
			A	B	C	Depth	
1/4, 3/8, 1/2	Standard	8-oz (240-ml)	3.5 (89)	5.8 (146)	1.8 (45)	3.5 (89)	2.13 (0.95)
	Extended	20-oz (600-ml)	3.5 (89)	10.3 (260)	1.8 (45)	3.5 (89)	3.25 (1.54)



REPLACEMENT FILTER ELEMENTS			
Element Rating	Bowl Type	Element Material	Model Number
0.3-µm	Standard	Borosilicate-glass-fiber	947K77
	Extended	Borosilicate-glass-fiber	R-A103-160L
0.01-µm	Standard	Borosilicate-glass-fiber	948K77
	Extended	Borosilicate-glass-fiber	R-A103-160LE8



Small slide differential Pressure Gauge included.

Options: Differential Pressure Gauges: Large Dual Face, Large Dual Face with Reed Switch (NO-NC), refer to page G6.6.

Accessories ordered separately, refer to page G6.3-4.

### STANDARD SPECIFICATIONS (for filters on this page):

Construction Design	Fiber	Construction Material	Filter Element: 0.3-micron rated or 0.01-micron rated borosilicate-glass-fiber coalescing element
Temperature	Ambient/Media: Polycarbonate Bowl: 40° to 125°F (4° to 52°C) Metal Bowl: 40° to 175°F (4° to 79°C)		Body: Zinc
Fluid Media	Compressed air	Bowl: Polycarbonate bowl with steel shatterguard, or zinc bowl with clear nylon sight glass	
Operating Pressure	Automatic Drain Models Polycarbonate Bowl: Up to 150 psig (up to 10 bar) Metal Bowl: Up to 200 psig (up to 14 bar)	Bowl Ring: Aluminum	
	Manual Drain Models Polycarbonate Bowl: 0 to 150 psig (0 to 10 bar) Metal Bowl: 0 to 200 psig (0 to 14 bar)	Seals: Nitrile	



บริษัท ฟลูเทค จำกัด  
FLU-TECH CO.,LTD

845/3-4 หมู่ 3 ถ.เทพารักษ์ ต.เทพารักษ์ อ.เมือง จ.สมุทรปราการ 10270

845/3-4 Thepharak RD., T.Thepharak, A.Muang, Samutprakarn 10270 THAILAND  
Tel. 0 2384 6060, Fax 0 2384 5701, Email : sales@flutech.co.th, www.flutech.co.th



# Modular Coalescing Filters

MD4™ Series

Port Sizes: 3/8, 1/2 & 3/4 – Flow to 158 scfm

## HOW TO ORDER

Choose your options (in red) to configure your model number.

**MD4** **50P** **C** **A** **B** **5** **2** **L**



BOWL MATERIAL/SIZE	
Polycarbonate Bowl 9-oz (266-ml)	<b>50P</b>
Metal Bowl 9-oz (266-ml)	<b>50M</b>
Extended Metal Bowl 15-oz (443-ml)	<b>50E</b>

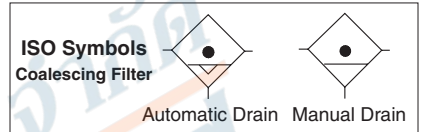
FILTER ELEMENT TYPE	
0.3-µm Borosilicate Glass	<b>C</b>
0.01-µm Borosilicate Glass	<b>D</b>

PIPE SIZE	
3/8 NPTF	<b>3</b>
1/2 NPTF	<b>4</b>
3/4 NPTF	<b>5</b>
3/8 G	<b>C</b>
1/2 G	<b>D</b>
3/4 G	<b>E</b>

CAP COLOR	
Black	<b>2</b>
Yellow	<b>Y</b>

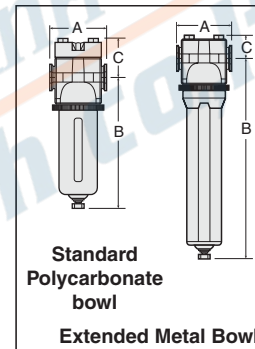
DIFFERENTIAL PRESSURE GAUGE	
Without Gauge	<b>A</b>
Large Dual Face Gauge	<b>L</b>
Small Slide Gauge	<b>S</b>
Large Dual Face Gauge, with Normally Open Reed Switch	<b>E</b>
Large Dual Face Gauge, with Normally Closed Reed Switch	<b>C</b>

BOWL DRAIN	
Automatic Drain	<b>A</b>
Manual Drain	<b>M</b>
Less Drain Fitting - 1/4 NPT female instead	<b>L</b>
Internal Float Drain	<b>F</b>

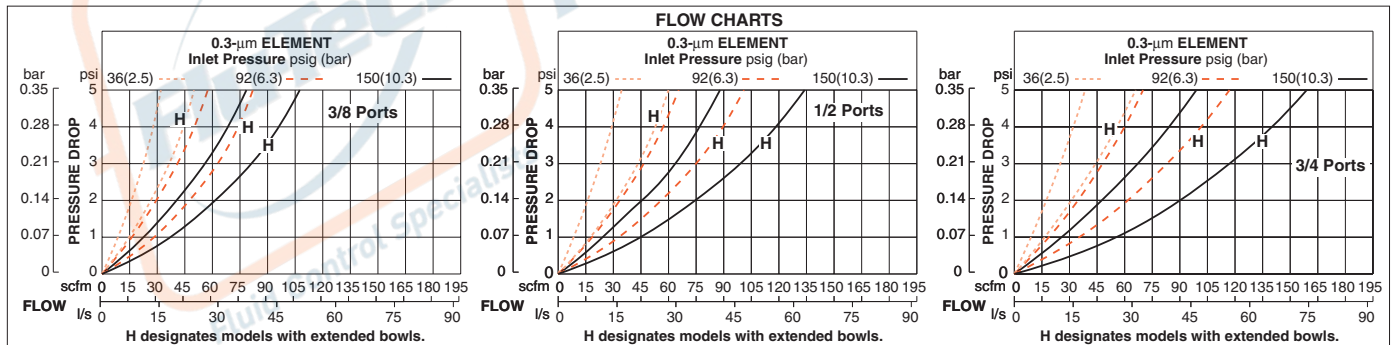


Bowl Type	Bowl Type	Dimensions inches (mm)				Weight lb (kg)
		A	B*	C	Depth	
3/8, 1/2, 3/4	Polycarbonate	3.5 (88)	7.7 (195)	2.2 (55)	2.9 (73)	2.13 (0.97)
	Aluminum	3.5 (88)	7.6 (193)	2.2 (55)	3.1 (79)	2.13 (0.97)
	Extended Aluminum	3.5 (88)	11.2 (284)	2.2 (55)	3.1 (79)	2.31 (1.05)

\* Bowl removal clearance: add 3.1 (79). Extended Bowl removal clearance: add 6.1 (155).



REPLACEMENT FILTER ELEMENTS					
Element Rating	Bowl Type	Model Number	Element Rating	Bowl Type	Model Number
0.3-µm	Standard	R-A115-117	0.01-µm	Standard	R-A115-117E8
	Extended	R-A115-118		Extended	R-A115-118E8



**Options: Differential Pressure Gauges: Large Dual Face, Large Dual Face with Reed Switch (NO-NC), refer to page G6.6.**  
**Options: External Bowl Drains, for additional information refer to page G6.7.**  
**Accessories ordered separately, refer to page G6.3-5.**

## STANDARD SPECIFICATIONS (for filters on this page):

Construction Design	Fiber	Construction Material	Filter Element: 0.3-micron rated or 0.01-micron rated borosilicate-glass-fiber coalescing element
Temperature	Ambient/Media: Polycarbonate Bowl: 40° to 125°F (4° to 52°C) Metal Bowl: 40° to 175°F (4° to 79°C)		Body: Cast Zinc
Fluid Media	Compressed air		Bowl: Polycarbonate bowl with steel shatterguard, or aluminum bowl with clear nylon sight glass
Operating Pressure	Automatic Drain Models Polycarbonate Bowl: Up to 150 psig (up to 10 bar) Metal Bowl: Up to 200 psig (up to 14 bar)		Bowl Ring: Nylon
	Manual Drain Models Polycarbonate Bowl: 0 to 150 psig (0 to 10 bar) Metal Bowl: 0 to 200 psig (0 to 14 bar)		Seals: Nitrile



**บริษัท ฟลูเทค จำกัด**  
**FLU-TECH CO.,LTD**

845/3-4 หมู่ 3 ถ.เทพารักษ์ ต.เทพารักษ์ อ.เมือง จ.สมุทรปราการ 10270

845/3-4 Thepharak RD., T.Thepharak, A.Muang, Samutprakarn 10270 THAILAND  
Tel. 0 2384 6060, Fax 0 2384 5701, Email : sales@flutech.co.th, www.flutech.co.th

# In-line Coalescing Filters

# HIGH-CAPACITY Series

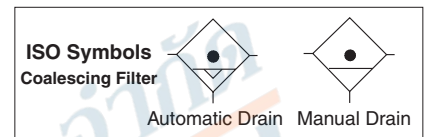
## Port Sizes: 3/4 & 1 – Flow to 220 scfm



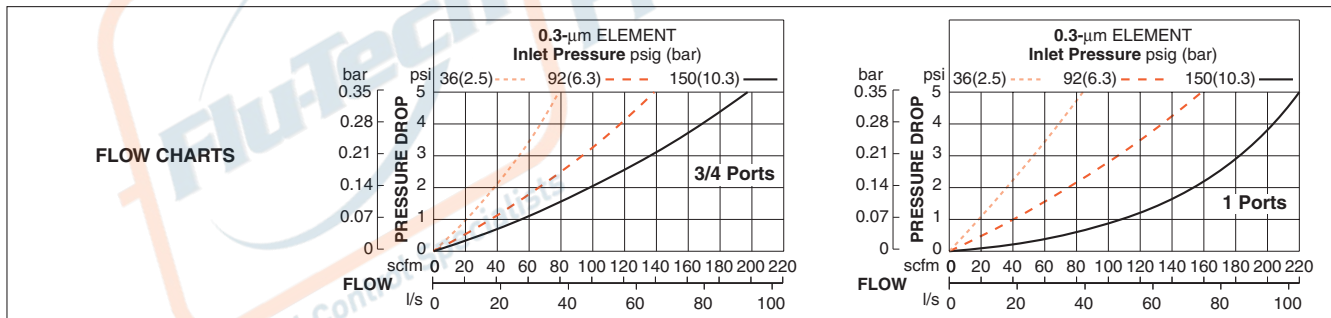
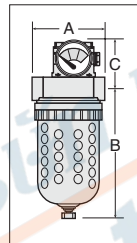
Port Size	Port Threads	Automatic Drain		Manual Drain	
		Polycarbonate Bowl	Metal Bowl	Polycarbonate Bowl	Metal Bowl
		Model Number	Model Number	Model Number	Model Number
3/4	NPTF	5X00B5099	5X00B5076	5031B5008	5032B5018
	G	C5X00B5099	C5X00B5076	C5031B5008	C5032B5018
1	NPTF	5X00B6027	5X00B6054	5031C6008	5032B6117
	G	C5X00B6027	C5X00B6054	C5031C6008	C5032B6117

\* Models include 0.3-micron rated filter element.

Port Size	Bowl Type	Bowl Capacity	Dimensions inches (mm)				Weight lb (kg)
			A	B	C	Depth	
3/4, 1	Polycarbonate	16-oz (480-ml)	4.5 (114)	8.0 (203)	3.1 (78)	4.5 (114)	2.38 (1.09)
3/4, 1	Aluminum	16-oz (480-ml)	4.5 (114)	8.3 (210)	3.1 (78)	4.5 (114)	3.20 (1.46)



REPLACEMENT FILTER ELEMENTS		
Element Rating	Element Material	Model Number
0.3-µm - Standard	Borosilicate-glass-fiber	949K77
0.01-µm - Optional	Borosilicate-glass-fiber	R-A109-106E8



**Large dual face differential Pressure Gauge included.**  
**Options: Differential Pressure Gauges: Small Slide, Large Dual Face with Reed Switch (NO-NC), refer to page G6.6.**  
**Accessories ordered separately, refer to page G6.3-4.**

### STANDARD SPECIFICATIONS (for filters on this page):

Construction Design	Fiber	Construction Material	Filter Element: 0.3-micron rated borosilicate-glass-fiber coalescing element
Temperature	Ambient/Media: Polycarbonate Bowl: 40° to 125°F (4° to 52°C) Metal Bowl: 40° to 175°F (4° to 79°C)		Body: Aluminum
Fluid Media	Compressed air		Bowl: Polycarbonate bowl with steel shatterguard, or aluminum bowl with clear nylon sight glass
Operating Pressure	Automatic Drain Models Polycarbonate Bowl: Up to 150 psig (up to 10 bar) Metal Bowl: Up to 200 psig (up to 14 bar)		Bowl Ring: Aluminum
Operating Pressure	Manual Drain Models Polycarbonate Bowl: 0 to 150 psig (0 to 10 bar) Metal Bowl: 0 to 200 psig (0 to 14 bar)		Seals: Nitrile



**บริษัท ฟลูเทค จำกัด**  
**FLU-TECH CO.,LTD**

845/3-4 หมู่ 3 ถ.เทพารักษ์ ต.เทพารักษ์ อ.เมือง จ.สมุทรปราการ 10270

845/3-4 Thepharak RD., T.Thepharak, A.Muang, Samutprakarn 10270 THAILAND  
 Tel. 0 2384 6060, Fax 0 2384 5701, Email : sales@flutech.co.th, www.flutech.co.th

# In-line Coalescing Filters

# HIGH-CAPACITY Series

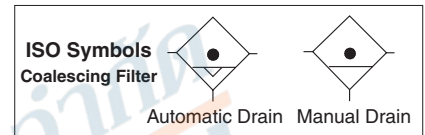
## Port Sizes: 3/4 & 1 – Flow to 295 scfm



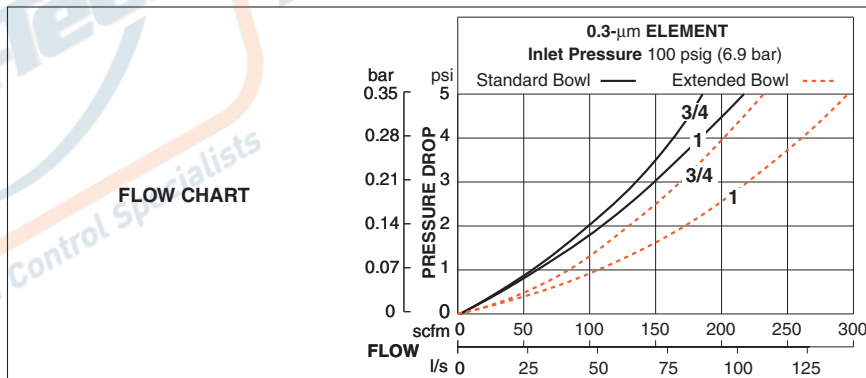
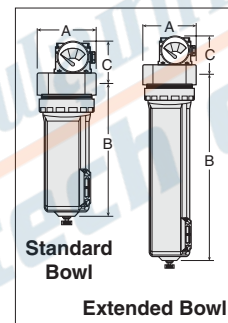
Port Size	Port Threads	Automatic Drain		Manual Drain	
		Metal Bowl	Extended Metal Bowl	Metal Bowl	Extended Metal Bowl
		Model Number	Model Number	Model Number	Model Number
3/4	NPTF	5X00B5086	5X00B5087	5032B5019	5032B5029
	G	C5X00B5086	C5X00B5087	C5032B5019	C5032B5029
1	NPTF	5X00B6064	5X00B6065	5032B6019	5032C6028
	G	C5X00B6064	C5X00B6065	C5032B6019	C5032C6028

\* Models include 0.3-micron rated filter element.

Port Size	Bowl Type	Bowl Capacity	Dimensions inches (mm)				Weight lb (kg)
			A	B	C	Depth	
3/4, 1	Standard	35-oz (1050-ml)	4.5 (114)	10.1 (257)	3.3 (83)	4.2 (106)	3.50 (1.59)
3/4, 1	Extended	62-oz (1860-ml)	4.5 (114)	15.7 (399)	3.3 (83)	4.2 (106)	4.25 (1.91)



REPLACEMENT FILTER ELEMENTS			
Element Rating	Bowl Type	Element Material	Model Number
0.3- $\mu$ m - Standard	Standard	Borosilicate-glass-fiber	R-A114-112
	Extended	Borosilicate-glass-fiber	R-A114-113
0.01- $\mu$ m - Optional	Standard	Borosilicate-glass-fiber	R-A114-112E8
	Extended	Borosilicate-glass-fiber	R-A114-113E8



**Large dual face differential Pressure Gauge included.**

**Options: Differential Pressure Gauges: Small Slide, Large Dual Face with Reed Switch (NO-NC), refer to page G6.6.**

**Accessories ordered separately, refer to page G6.3-4.**

### STANDARD SPECIFICATIONS (for filters on this page):

Construction Design	Fiber	Construction Material	Filter Element: 0.3-micron rated borosilicate-glass-fiber coalescing element
Temperature	Ambient/Media: 40° to 175°F (4° to 79°C)		Body: Aluminum
Fluid Media	Compressed air		Bowl: Aluminum bowl, or extended aluminum bowl
Operating Pressure	Automatic Drain Models: Up to 200 psig (up to 14 bar) Manual Drain Models: 0 to 200 psig (0 to 14 bar)		Bowl Ring: Aluminum
			Seals: Nitrile



**บริษัท ฟลูเทค จำกัด**  
**FLU-TECH CO.,LTD**

845/3-4 หมู่ 3 ถ.เทพารักษ์ ต.เทพารักษ์ อ.เมือง จ.สมุทรปราการ 10270

845/3-4 Thepharak RD., T.Thepharak, A.Muang, Samutprakarn 10270 THAILAND  
Tel. 0 2384 6060, Fax 0 2384 5701, Email : sales@flutech.co.th, www.flutech.co.th

# In-line Coalescing Filters

# HIGH-CAPACITY Series

Port Sizes: 1¼ & 1½ – Flow to 450 scfm



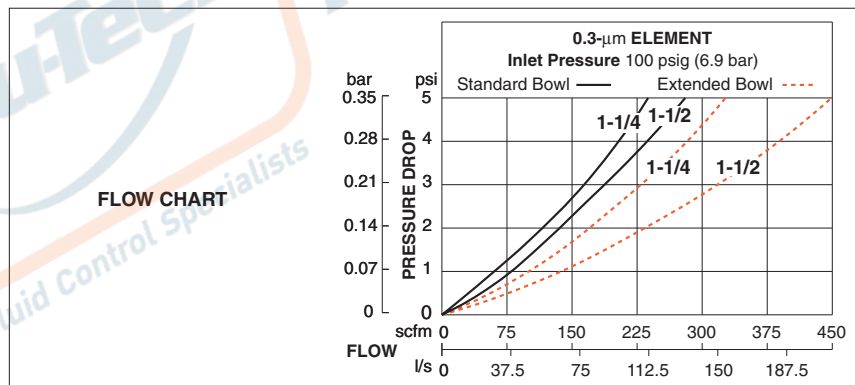
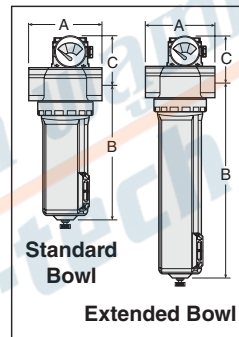
Port Size	Port Threads	Automatic Drain		Manual Drain	
		Metal Bowl	Extended Metal Bowl	Metal Bowl	Extended Metal Bowl
		Model Number	Model Number	Model Number	Model Number
1¼	NPTF	5X00B7034	5X00B7036	5032B7019	5032B7029
	G	C5X00B7034	C5X00B7036	C5032B7019	C5032B7029
1½	NPTF	5X00B8035	5X00B8036	5032B8019	5032B8029
	G	C5X00B8035	C5X00B8036	C5032B8019	C5032B8029

\* Models include 0.3-micron rated filter element.

Port Size	Bowl Type	Bowl Capacity	Dimensions inches (mm)				Weight lb (kg)
			A	B	C	Depth	
1¼, 1½	Standard	35-oz (1050-ml)	5.5 (140)	10.6 (270)	3.7 (94)	4.2 (106)	4.31 (1.94)
	Extended	62-oz (1860-ml)	5.5 (140)	16.2 (412)	3.7 (94)	4.2 (106)	5.00 (2.27)



REPLACEMENT FILTER ELEMENTS			
Element Rating	Bowl Type	Element Material	Model Number
0.3-µm - Standard	Standard	Borosilicate-glass-fiber	R-A114-112
	Extended	Borosilicate-glass-fiber	R-A114-113
0.01-µm - Optional	Standard	Borosilicate-glass-fiber	R-A114-112E8
	Extended	Borosilicate-glass-fiber	R-A114-113E8



**Large dual face differential Pressure Gauge included.**  
**Options: Differential Pressure Gauges: Small Slide, Large Dual Face with Reed Switch (NO-NC), refer to page G6.6.**  
**Bowl Drain - Internal Float Drain (on polycarbonate bowl only), consult ROSS.**  
**Accessories ordered separately, refer to page G6.3-4.**

### STANDARD SPECIFICATIONS (for filters on this page):

Construction Design	Fiber	Construction Material	Filter Element: 0.3-micron rated borosilicate-glass-fiber coalescing element
Temperature	Ambient/Media: 40° to 175°F (4° to 79°C)		Body: Aluminum
Fluid Media	Compressed air		Bowl: Aluminum bowl, or extended aluminum bowl
Operating Pressure	Automatic Drain Models: Up to 200 psig (up to 14 bar)		Bowl Ring: Aluminum
	Manual Drain Models: 0 to 200 psig (0 to 14 bar)		Seals: Nitrile



**บริษัท ฟลูเทค จำกัด**  
**FLU-TECH CO.,LTD**

845/3-4 หมู่ 3 ถ.เทพารักษ์ ต.เทพารักษ์ อ.เมือง จ.สมุทรปราการ 10270

845/3-4 Thepharak RD., T.Thepharak, A.Muang, Samutprakarn 10270 THAILAND  
 Tel. 0 2384 6060, Fax 0 2384 5701, Email : sales@flutech.co.th, www.flutech.co.th



# In-line Coalescing Filters

# HIGH-CAPACITY Series

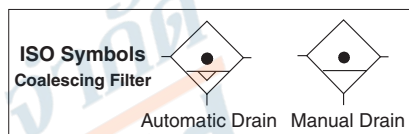
Port Sizes: 1¼ & 1½ – Flow to 465 scfm

Port Size	Port Threads	Internal Float Drain	Manual Drain	
		Metal Bowl	Metal Bowl	Extended Metal Bowl
		Model Number	Model Number	Model Number
1¼	NPTF	5X00B7019	5032B7018	5032B7028
	G	C5X00B7019	C5032B7018	C5032B7028
1½	NPTF	5X00B8008	5032B8018	5032B8028
	G	C5X00B8008	C5032B8018	C5032B8028

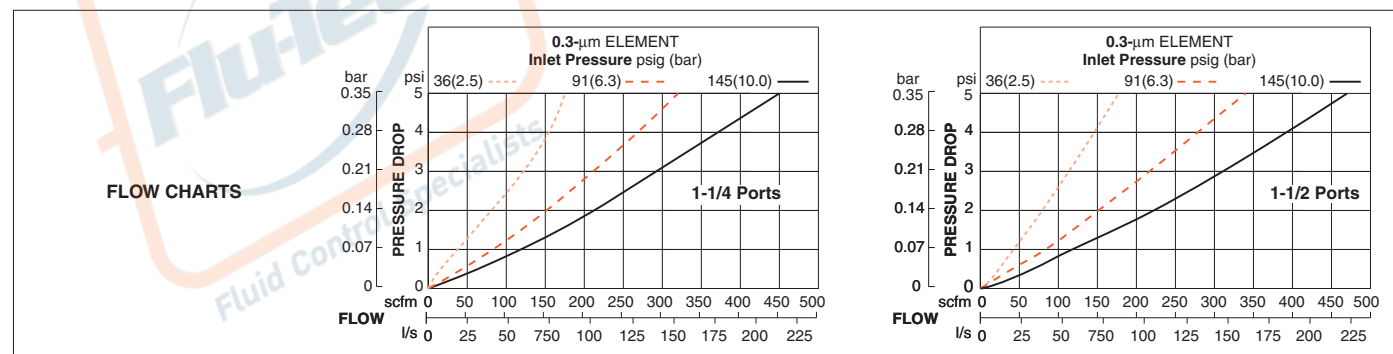
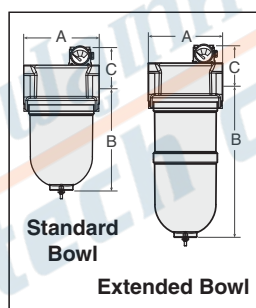
\* Models include 0.3-micron rated filter element.



Port Size	Bowl Type	Bowl Capacity	Dimensions inches (mm)				Weight lb (kg)
			A	B	C	Depth	
1¼, 1½	Standard	123-oz (3700-ml)	8.1 (204.7)	12.0 (305.1)	4.6 (117.4)	8.0 (203.2)	17.0 (7.8)
1¼, 1½	Extended	233-oz (7000-ml)	8.1 (204.7)	18.3 (465.1)	4.6 (117.4)	8.0 (203.2)	26.0 (11.8)



REPLACEMENT FILTER ELEMENTS			
Element Rating	Bowl Type	Element Material	Model Number
0.3-µm - Standard	Standard	Borosilicate-glass-fiber	952K77
	Extended	Borosilicate-glass-fiber	953K77
0.01-µm - Optional	Standard	Borosilicate-glass-fiber	R-A106-24E8
	Extended	Borosilicate-glass-fiber	R-A106-24LE8



**Large dual face differential Pressure Gauge included.**  
**Options: Differential Pressure Gauges: Small Slide, Large Dual Face with Reed Switch (NO-NC), refer to page G6.6.**  
**Accessories ordered separately, refer to page G6.3-4.**

### STANDARD SPECIFICATIONS (for filters on this page):

Construction Design	Fiber	Construction Material	Filter Element: 0.3-micron rated borosilicate-glass-fiber coalescing element
Temperature	Ambient/Media: 40° to 175°F (4° to 79°C)		Body: Aluminum
Fluid Media	Compressed air		Bowl: Aluminum bowl, or extended aluminum bowl
Operating Pressure	Internal Float Drain Models: 30 to 200 psig (2 to 14 bar) Manual Drain Models: 0 to 200 psig (0 to 14 bar)		V-Band: Stainless Steel
			Seals: Nitrile



**บริษัท ฟลูเทค จำกัด**  
**FLU-TECH CO.,LTD**

845/3-4 หมู่ 3 ถ.เทพารักษ์ ต.เทพารักษ์ อ.เมือง จ.สมุทรปราการ 10270

845/3-4 Thepharak RD., T.Thepharak, A.Muang, Samutprakarn 10270 THAILAND  
 Tel. 0 2384 6060, Fax 0 2384 5701, Email : sales@flutech.co.th, www.flutech.co.th

# In-line Coalescing Filters

# HIGH-CAPACITY Series

Port Sizes: 2 – Flow to 840 scfm



Port Size	Internal Float Drain		Manual Drain	
	Metal Bowl		Metal Bowl	
	Model Number*		Model Number*	
	NPTF Threads	G Threads	NPTF Threads	G Threads
2	5X00B9009	C5X00B9009	5032B9018	C5032B9018

\* Models include 0.3-micron rated filter element.

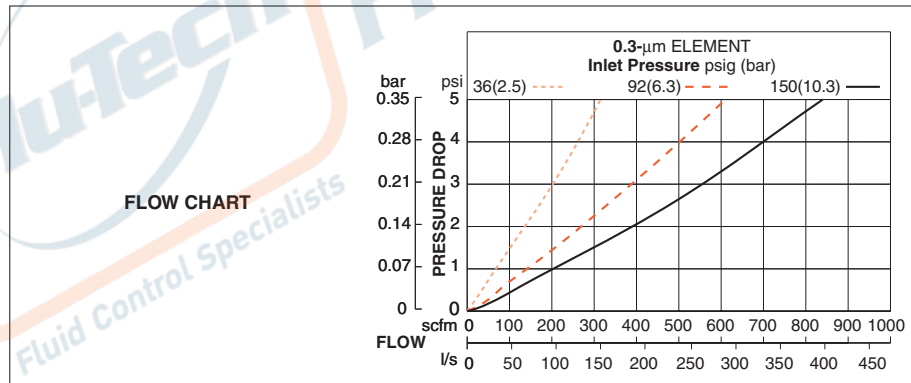
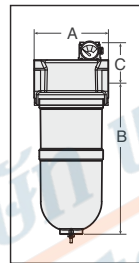
Port Size	Bowl Type	Bowl Capacity	Dimensions inches (mm)				Weight lb (kg)
			A	B	C	Depth	
2	Aluminum	233-oz (7000-ml)	8.1 (204.7)	18.3 (465.1)	4.6 (117.4)	8.0 (203.2)	26.0 (11.8)

ISO Symbols

Coalescing Filter

Automatic Drain    Manual Drain

REPLACEMENT FILTER ELEMENTS		
Element Rating	Element Material	Model Number
0.3- $\mu$ m - Standard	Borosilicate-glass-fiber	953K77
0.01- $\mu$ m - Optional	Borosilicate-glass-fiber	R-A106-24LE8



Large dual face differential Pressure Gauge included.

Options: Differential Pressure Gauges: Small Slide, Large Dual Face with Reed Switch (NO-NC), refer to page G6.6.

Accessories ordered separately, refer to page G6.3-4.

### STANDARD SPECIFICATIONS (for filters on this page):

Construction Design	Fiber	Construction Material	Filter Element: 0.3-micron rated borosilicate-glass-fiber coalescing element
Temperature	Ambient/Media: 40° to 175°F (4° to 79°C)		Body: Aluminum
Fluid Media	Compressed air		Bowl: Aluminum bowl
Operating Pressure	Internal Float Drain Models: 30 to 200 psig (2 to 14 bar)		V-Band: Stainless Steel
	Manual Drain Models: 0 to 200 psig (0 to 14 bar)		Seals: Nitrile



บริษัท ฟลูเทค จำกัด  
FLU-TECH CO.,LTD

845/3-4 หมู่ 3 ถ.เทพารักษ์ ต.เทพารักษ์ อ.เมือง จ.สมุทรปราการ 10270

845/3-4 Thepharak RD., T.Thepharak, A.Muang, Samutprakarn 10270 THAILAND  
Tel. 0 2384 6060, Fax 0 2384 5701, Email : sales@flutech.co.th, www.flutech.co.th



# Modular Oil Vapor Removal (Adsorbing) Filters

MD3™ Series

Port Sizes: 1/4, 3/8 & 1/2 – Flow to 125 scfm

## HOW TO ORDER

Choose your options (in red) to configure your model number.

MD3 **50P** **C** **4** **2**

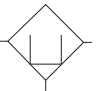
BOWL MATERIAL/SIZE	
Polycarbonate Bowl 5.1-oz (151-ml)	<b>50P</b>
Metal Bowl 6-oz (177-ml)	<b>50M</b>
Extended Metal Bowl 10-oz (295-ml)	<b>50E</b>

PIPE SIZE	
1/4 NPTF	<b>2</b>
3/8 NPTF	<b>3</b>
1/2 NPTF	<b>4</b>
1/4 G	<b>B</b>
3/8 G	<b>C</b>
1/2 G	<b>D</b>

CAP COLOR	
Black	<b>2</b>
Yellow	<b>Y</b>

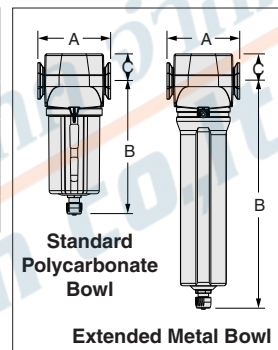


ISO Symbols  
Adsorbing Filter  
Manual Drain

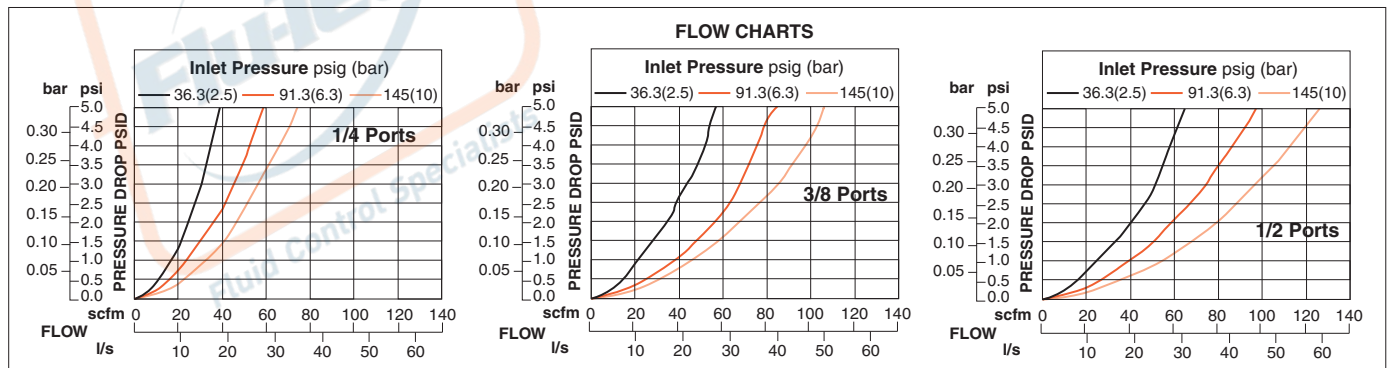


Bowl Size	Bowl Type	Dimensions inches (mm)				Weight lb (kg)
		A	B*	C	Depth	
1/4, 3/8, 1/2	Polycarbonate	3.0 (76.2)	5.54 (140.6)	1.12 (28.3)	2.51 (63.8)	1.29 (0.59)
	Aluminum	3.0 (76.2)	6.42 (163.1)	1.12 (28.3)	2.76 (70.1)	1.41 (0.64)
	Extended Aluminum	3.0 (76.2)	9.51 (241.6)	1.12 (28.3)	2.76 (70.1)	1.54 (0.70)

\* Bowl removal clearance: add 3.1 (79). Extended Bowl removal clearance: add 6.1 (155).



REPLACEMENT FILTER ELEMENTS	
Bowl Type	Model Number
Polycarbonate	R-A60F-29E9
Metal	R-A60F-29E9
Extended Metal	R-A60F-32E9



Accessories ordered separately, refer to page G6.3-5.

## STANDARD SPECIFICATIONS (for filters on this page):

Construction Design	Fiber	Construction Material	Activated carbon with urethane seals
Temperature	Ambient/Media: Polycarbonate Bowl: 40° to 125°F (4° to 52°C) Metal Bowl: 40° to 175°F (4° to 79°C)		Body: Cast Zinc
Fluid Media	Compressed air		Bowl: Polycarbonate with nylon shatterguard, aluminum bowl with clear nylon sight glass, or extended aluminum bowl with clear nylon sight glass
Operating Pressure	Polycarbonate Bowl: 0 to 150 psig (0 to 10 bar) Metal Bowl: 0 to 250 psig (0 to 17 bar)		Seals: Nitrile
Bowl Drain	Manual		



บริษัท ฟลูเทค จำกัด  
FLU-TECH CO.,LTD

845/3-4 หมู่ 3 ถ.เทพารักษ์ ต.เทพารักษ์ อ.เมือง จ.สมุทรปราการ 10270

845/3-4 Thepharak RD., T.Thepharak, A.Muang, Samutprakarn 10270 THAILAND  
Tel. 0 2384 6060, Fax 0 2384 5701, Email : sales@flutech.co.th, www.flutech.co.th

# Modular Oil Vapor Removal (Adsorbing) Filters

Series MD4™

Port Sizes: 3/8, 1/2 & 3/4 – Flow to 165 scfm

## HOW TO ORDER

Choose your options (in red) to configure your model number.

MD4 **50P** B 5 2

BOWL MATERIAL/SIZE	
Polycarbonate Bowl 9-oz (270-ml)	<b>50P</b>
Metal Bowl 9-oz (270-ml)	<b>50M</b>
Extended Metal Bowl 15-oz (450-ml)	<b>50E</b>

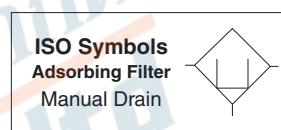
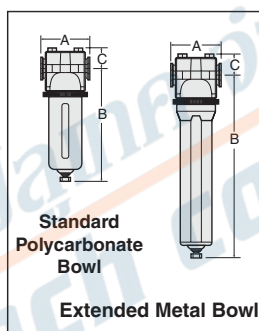
PIPE SIZE	
3/8 NPTF	<b>3</b>
1/2 NPTF	<b>4</b>
3/4 NPTF	<b>5</b>
3/8 G	<b>C</b>
1/2 G	<b>D</b>
3/4 G	<b>E</b>

CAP COLOR	
Black	<b>2</b>
Yellow	<b>Y</b>

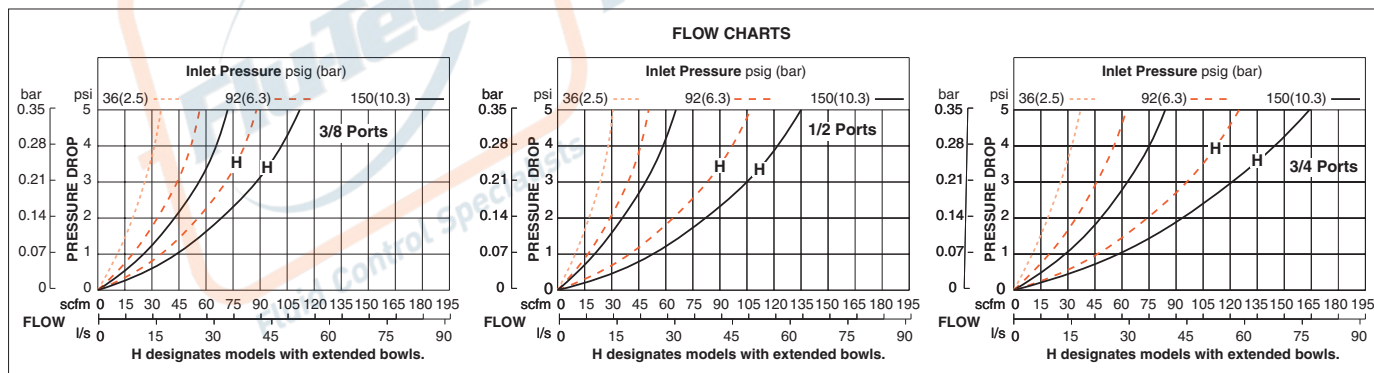


Bowl Size	Bowl Type	Dimensions inches (mm)				Weight lb (kg)
		A	B*	C	Depth	
3/8, 1/2, 3/4	Polycarbonate	3.5 (88)	7.7 (195)	1.1 (28)	2.9 (73)	2.13 (0.97)
	Aluminum	3.5 (88)	7.6 (193)	1.1 (28)	3.1 (79)	2.13 (0.97)
	Extended Aluminum	3.5 (88)	11.2 (284)	1.1 (28)	3.1 (79)	2.31 (1.05)

\* Bowl removal clearance: add 3.1 (79). Extended Bowl removal clearance: add 6.1 (155).



REPLACEMENT FILTER CARTRIDGE		
Filter Rating	Bowl Type	Model Number
0.01-µm	Standard	R-A115-117E9
	Extended	R-A115-118E9



Accessories ordered separately, refer to page G6.3-5.

## STANDARD SPECIFICATIONS (for filters on this page):

Construction Design	Fiber	<b>Construction Material</b> Filter Cartridge: Activated carbon with urethane seals Body: Zinc Bowl: Polycarbonate bowl with steel shatterguard, aluminum bowl, or extended aluminum bowl Bowl Ring: Nylon Seals: Nitrile
Temperature	Ambient/Media: Polycarbonate Bowl: 40° to 125°F (4° to 52°C) Metal Bowl: 40° to 175°F (4° to 79°C)	
Fluid Media	Compressed air	
Operating Pressure	Polycarbonate Bowl: 0 to 150 psig (0 to 10 bar) Metal Bowl: 0 to 200 psig (0 to 14 bar)	
Bowl Drain	Manual	



บริษัท ฟลูเทค จำกัด  
FLU-TECH CO.,LTD

845/3-4 หมู่ 3 ถ.เทพารักษ์ ต.เทพารักษ์ อ.เมือง จ.สมุทรปราการ 10270

845/3-4 Thepharak RD., T.Thepharak, A.Muang, Samutprakarn 10270 THAILAND  
Tel. 0 2384 6060, Fax 0 2384 5701, Email : sales@flutech.co.th, www.flutech.co.th

Port Sizes: 1/4, 3/8 & 1/2 – Flow to 125 scfm

### HOW TO ORDER

Choose your options (in red) to configure your model number.

**MD3** **CAP** **1** **A** **C** **1** **2** **2** **A** **1**

BOWLS MATERIAL/SIZE	
Polycarbonate Bowls 5.1-oz (151-ml)	<b>1</b>
Metal Bowls 6-oz (177-ml)	<b>2</b>
Extended Metal Bowls 10-oz (295-ml)	<b>3</b>

COALESCING FILTER ELEMENT TYPE	
0.3-µm Borosilicate Glass	<b>A</b>
0.01-µm Borosilicate Glass	<b>B</b>

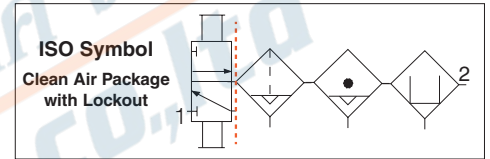
BOWL DRAIN	
Manual Drain	<b>1</b>
Float Drain	<b>F</b>

CAP COLOR	
Black	<b>2</b>
Yellow	<b>Y</b>

PIPE SIZE	
1/4 NPTF	<b>2</b>
3/8 NPTF	<b>3</b>
1/2 NPTF	<b>4</b>
1/4 G	<b>B</b>
3/8 G	<b>C</b>
1/2 G	<b>D</b>

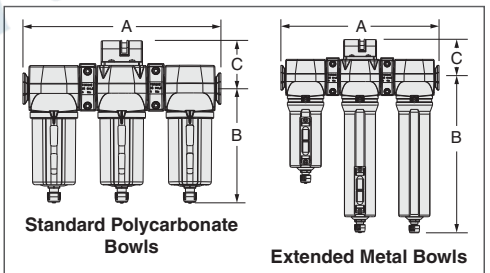
DIFFERENTIAL PRESSURE GAUGE	
Without Gauge	<b>A</b>
Small Slide Gauge	<b>S</b>

LOCKOUT VALVE	
L-O-X® on outlet side	<b>1</b>
L-O-X® on the inlet side	<b>2</b>
L-O-X® with EEZ-ON® on outlet side	<b>3</b>
L-O-X® with EEZ-ON® on inlet side	<b>4</b>
Without Valve	Leave Blank



Bowl Size	Bowl Type	Dimensions inches (mm)				Weight lb (kg)
		A*	B*	C	Depth	
1/4, 3/8, 1/2	Polycarbonate	9.58 (243.3)	5.54 (140.6)	2.38 (59.3)	2.51 (63.8)	4.3 (2.0)
	Aluminum	9.58 (243.3)	6.42 (163.1)	2.38 (59.3)	2.76 (70.1)	4.6 (2.1)
	Extended Aluminum	9.58 (243.3)	9.51 (241.6)	2.38 (59.3)	2.76 (70.1)	4.9 (2.2)

\* Lockout: With the lockout valve, add 2.3 (58) to dimension A.  
Bowl removal clearance: add 3.1 (79). Extended Bowl removal clearance: add 6.1 (155).



REPLACEMENT COALESCING ELEMENTS		
Element Rating	Bowl Type	Model Number
0.3-µm	Polycarbonate	R-A60F-23
	Metal	R-A60F-29
	Extended Metal	R-A60F-32
0.01-µm	Polycarbonate	R-A60F-23E8
	Metal	R-A60F-29E8
	Extended Metal	R-A60F-32E8

REPLACEMENT ADSORBING ELEMENTS	
Bowl Type	Model Number
Polycarbonate	R-A60F-29E9
Metal	R-A60F-29E9
Extended Metal	R-A60F-29

REPLACEMENT FILTER ELEMENTS		
Element Rating	Element Material	Model Number
5-µm	Polyethylene	R-A60F-03PE5

Accessories ordered separately, refer to page G6.3-5.

### STANDARD SPECIFICATIONS (for units on this page):

Construction Design	Filter, Coalescing Filter - Fiber	Bowl Drain	Filter and Coalescing Filter: Internal float drain or manual drain. Adsorber Filter: Manual drain only.
Temperature	Ambient/Media: Polycarbonate Bowl: 40° to 125°F (4° to 52°C) Metal Bowl: 40° to 175°F (4° to 79°C) Metal Bowl & Float Drain: 40° to 175°F (4° to 79°C)	Construction Material	Filter Element: 5-µm-rated polyethylene Coalescing Filter Element: 0.3-micron rated or 0.01-micron rated borosilicate-glass-fiber Adsorbing Filter Element: Activated carbon with urethane seals Bowls: Polycarbonate bowl with nylon shatterguard; aluminum bowl with clear nylon sight glass; extended aluminum bowl with clear nylon sight glass and higher flow filter element (for coalescing and adsorber filter only)
Fluid Media	Compressed air	Seals: Nitrile	
Operating Pressure	Automatic Drain Models Polycarbonate Bowl: 30 to 150 psig (2 to 10 bar) Metal Bowl: 30 to 200 psig (2 to 14 bar) Manual Drain Models Polycarbonate Bowl: 0 to 150 psig (0 to 10 bar) Metal Bowl: 0 to 250 psig (0 to 17 bar)		

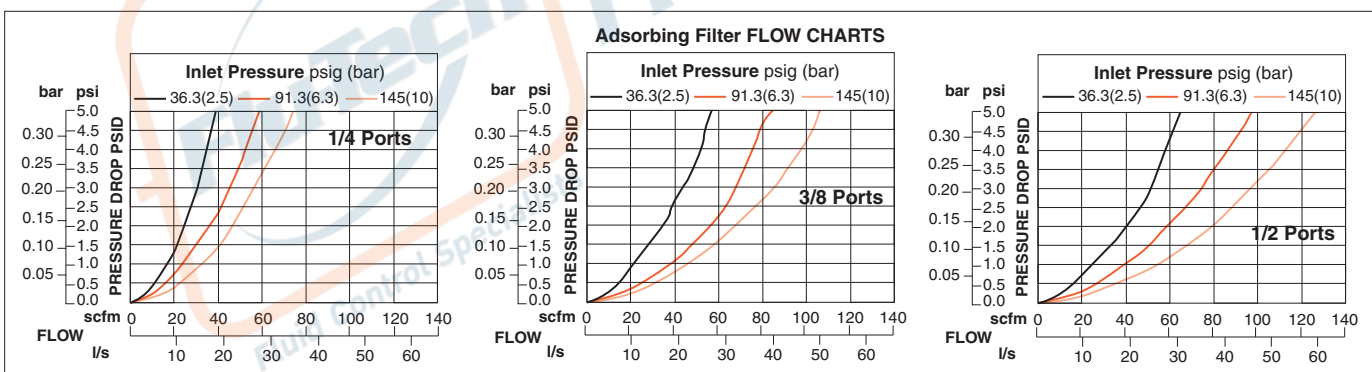
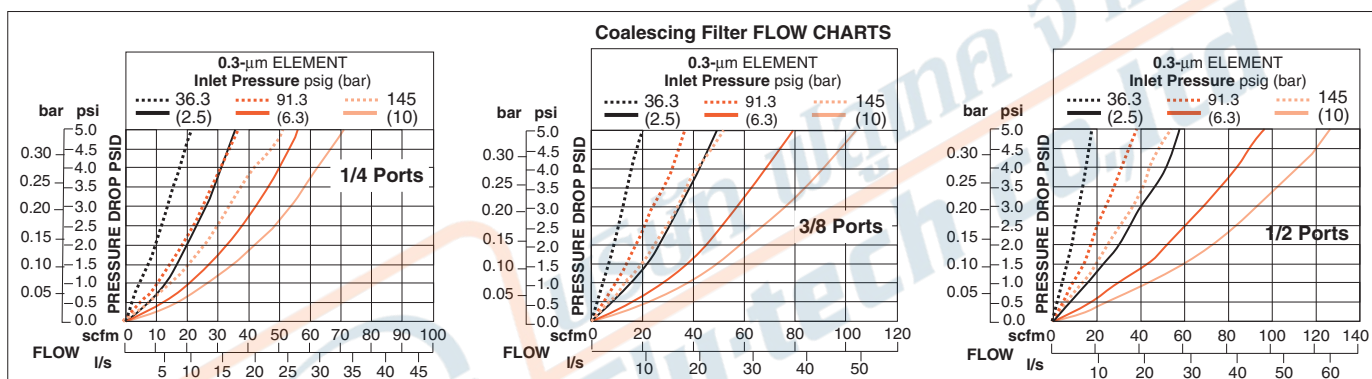
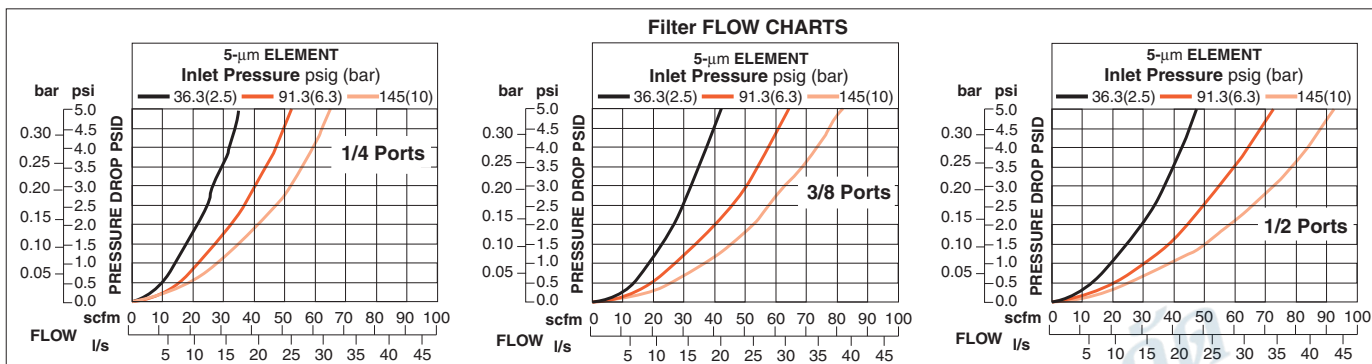


บริษัท ฟลูเทค จำกัด  
FLU-TECH CO.,LTD

845/3-4 หมู่ 3 ถ.เทพารักษ์ ต.เทพารักษ์ อ.เมือง จ.สมุทรปราการ 10270

845/3-4 Thepharak RD., T.Thepharak, A.Muang, Samutprakarn 10270 THAILAND  
Tel. 0 2384 6060, Fax 0 2384 5701, Email : sales@flutech.co.th, www.flutech.co.th

## AIR FLOW and CONSTRUCTION DATA





# Modular Clean Air Package

Series MD4™

Port Sizes: 3/8, 1/2 & 3/4

## HOW TO ORDER

Choose your options (in red) to configure your model number.

**MD4 CAP 1 A B 1 5 2 L 1**

BOWLS MATERIAL/SIZE	
Polycarbonate Bowls 9-oz (266-ml) - on all units	1
Metal Bowls 9-oz (266-ml) - on all units	2
Metal Bowl 9 oz (266-ml) - on Filter	
Metal Bowls 15-oz (443-ml) - on Coalescing and Adsorbing Filter	3

COALESCING FILTER ELEMENT TYPE	
0.3-µm Borosilicate Glass	A
0.01-µm Borosilicate Glass	B

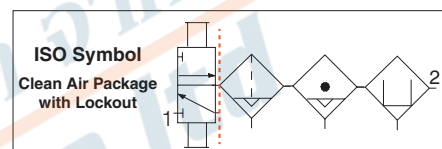
BOWL DRAIN	
Manual	1
Internal Automatic (not available on adsorber)	2
Internal Float drain	F

PIPE SIZE	
3/8 NPTF	3
1/2 NPTF	4
3/4 NPTF	5
3/8 G	C
1/2 G	D
3/4 G	E

CAP COLOR	
Black	2
Yellow	Y

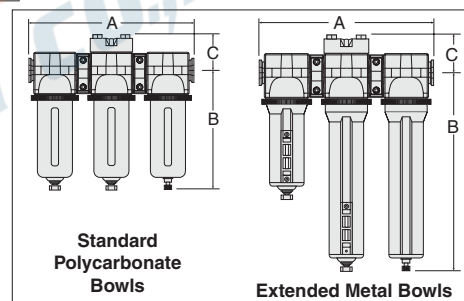
LOCKOUT VALVE	
L-O-X® on outlet side	1
L-O-X® on the inlet side	2
L-O-X® with EEZ-ON® on outlet side	3
L-O-X® with EEZ-ON® on inlet side	4
Without Valve	Leave Blank

DIFFERENTIAL PRESSURE GAUGE	
Without Gauge	A
Large Dual Face Gauge	L
Small Slide Gauge	S
Large Dual Face Gauge, with Normally Open Reed Switch	E
Large Dual Face Gauge, with Normally Closed Reed Switch	C



Port Size	Bowl Type	Dimensions inches (mm)				Weight lb (kg)
		A**	B**	C	Depth	
3/8, 1/2, 3/4	Polycarbonate	10.9 (276)	7.7 (195)	2.2 (55)	2.9 (73)	6.63 (3.01)
	Aluminum	3.5 (88)	7.7 (195)	2.2 (55)	2.9 (73)	6.63 (3.01)
	Extended Aluminum	3.5 (88)	11.2 (284)	2.2 (55)	2.9 (73)	7.00 (3.18)

\*\* Lockout: With the lockout valve, add 2.3 (58) to dimension A.  
Bowl removal clearance: add 3.1 (79). Extended Bowl removal clearance: add 6.1 (155).



REPLACEMENT FILTER ELEMENTS				
Filter Type	Element Rating	Bowl Type	Element Material	Model Number
Filter	5-µm	Standard	Polyethylene	R-A115-106PE5
Coalescing	0.3-µm	Standard	Borosilicate-glass-fiber	R-A115-117
	0.3-µm	Extended	Borosilicate-glass-fiber	R-A115-118
	0.01-µm	Standard	Borosilicate-glass-fiber	R-A115-117E8
	0.01-µm	Extended	Borosilicate-glass-fiber	R-A115-118E8
Adsorbing	Standard Cartridge	Standard	Activated Carbon	R-A115-117E9
	Extended Standard Cartridge	Extended	Activated Carbon	R-A115-118E9

Accessories ordered separately, refer to page G6.3-5.

## STANDARD SPECIFICATIONS (for units on this page):

Construction Design	Filter, Coalescing Filter - Fiber	Filter Drain	Internal automatic drains for general purpose and coalescing filters; manual drain for adsorbing filter. Optional internal float drain on polycarbonate bowl only, consult ROSS.
Temperature	Ambient/Media: Polycarbonate Bowl: 40° to 125°F (4° to 52°C) Metal Bowl: 40° to 175°F (4° to 79°C)	Construction Material	Filter Element: 5-µm-rated polyethylene Coalescing Filter Element: 0.3-micron rated or 0.01-micron rated borosilicate-glass-fiber Adsorbing Filter Element: Activated carbon with urethane seals Bowls: Polycarbonate bowls with steel shatterguard; aluminum bowl with clear nylon sight glasses on general purpose and coalescing units, or extended aluminum bowls for coalescing and adsorbing filters Seals: Nitrile
Fluid Media	Compressed air		
Operating Pressure	Automatic Drain Models Polycarbonate Bowl: 15 to 150 psig (1 to 10 bar) Metal Bowl: 15 to 200 psig (1 to 14 bar)		
	Internal Float Drain Models Polycarbonate Bowl: 30 to 150 psig (2 to 10 bar) Metal Bowl: 30 to 200 psig (2 to 14 bar)		
	Manual Drain Models Polycarbonate Bowl: 0 to 150 psig (0 to 10 bar) Metal Bowl: 0 to 200 psig (0 to 14 bar)		

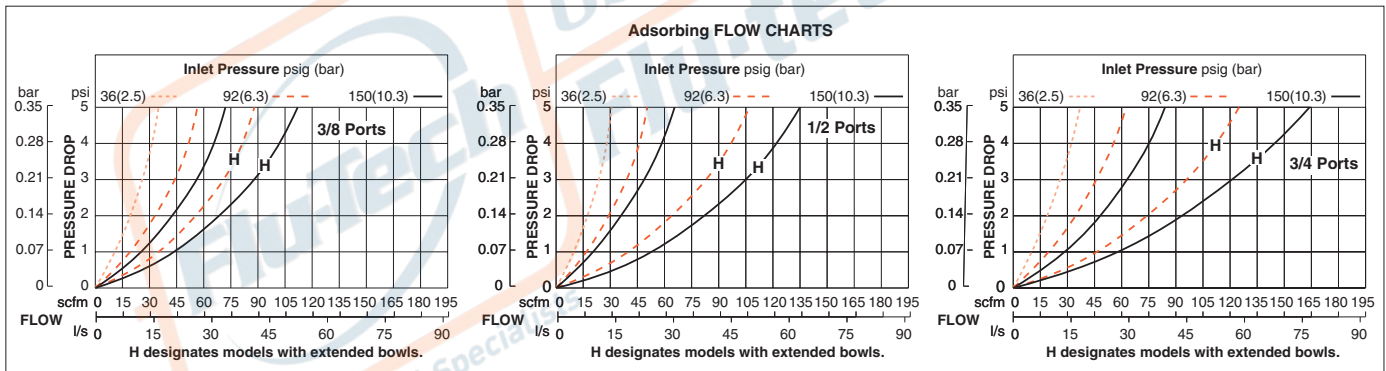
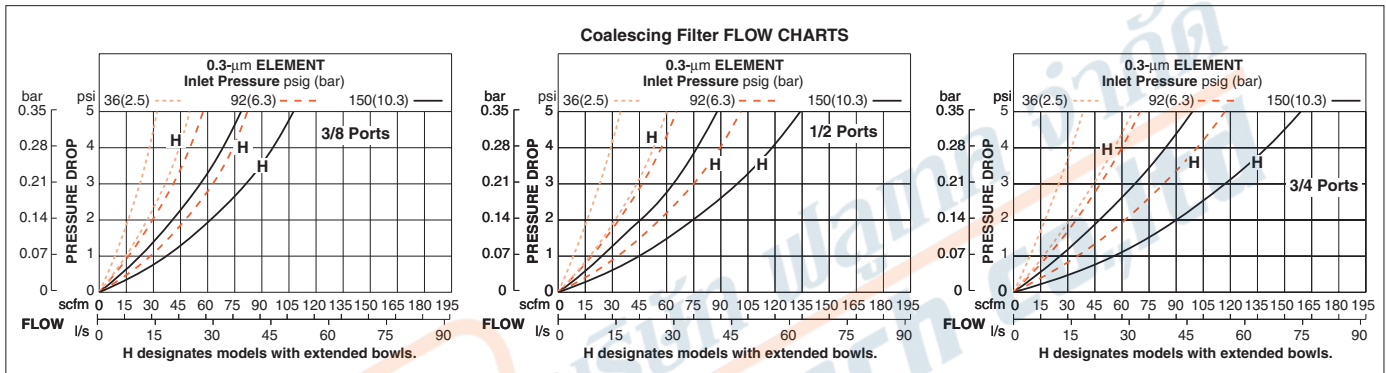
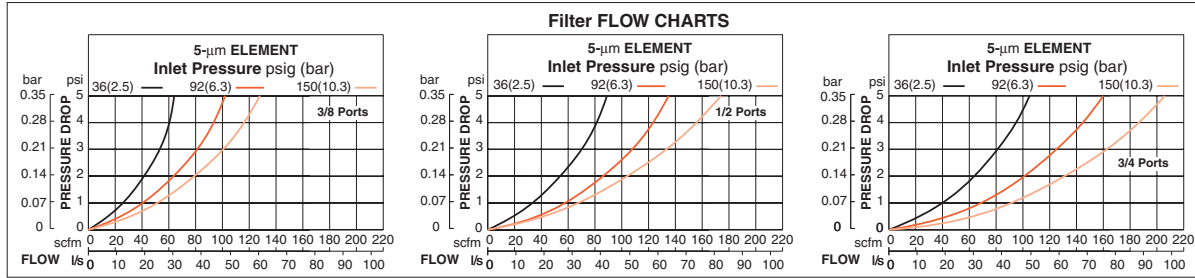


บริษัท ฟลูเทค จำกัด  
FLU-TECH CO.,LTD

845/3-4 หมู่ 3 ถ.เทพารักษ์ ต.เทพารักษ์ อ.เมือง จ.สมุทรปราการ 10270

845/3-4 Thepharak RD., T.Thepharak, A.Muang, Samutprakarn 10270 THAILAND  
Tel. 0 2384 6060, Fax 0 2384 5701, Email : sales@flutech.co.th, www.flutech.co.th

## AIR FLOW and CONSTRUCTION DATA





# In-line Silencers/Reclassifiers

## Port Sizes: 1/2, 3/4 & 1

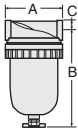
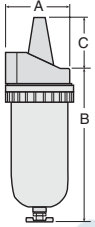
Port Size	Bowl Type	Model Number	
		NPTF Threads	G Threads
1/2	Polycarbonate	5055B4009	C5055B4009
3/4	Polycarbonate	5055B5009	C5055B5009
1	Polycarbonate	5055B6009	C5055B6009



1/2 Model



3/4 & 1 Model

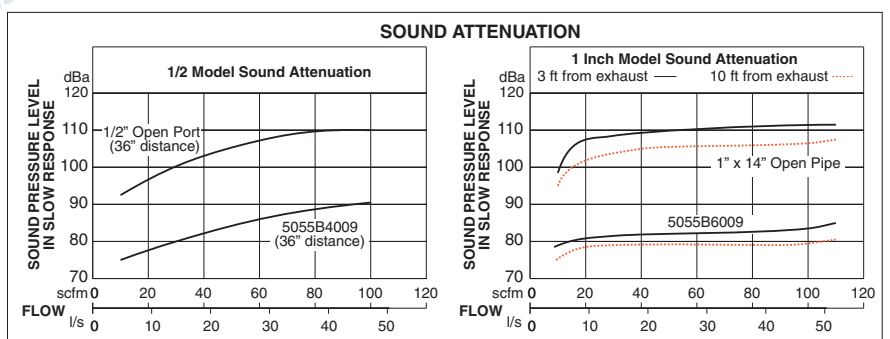
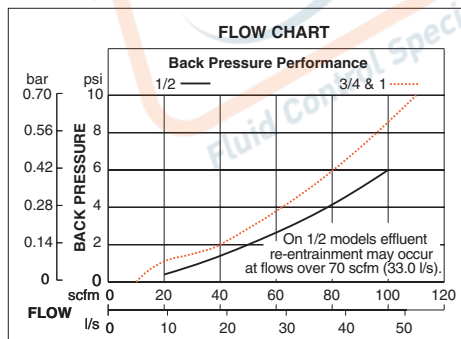
Port Size	Dimensions inches (mm)				Weight lb (kg)	 1/2 Model  3/4 & 1 Model
	A	B	C	Depth		
1/2	3.5 (89)	5.5 (140)	0.7 (18)	3.5 (89)	1.3 (0.59)	
3/4	4.2 (107)	8.4 (213)	2.7 (69)	4.2 (107)	2.8 (1.27)	
1	4.2 (107)	8.4 (213)	2.7 (69)	4.2 (107)	2.8 (1.27)	

REPLACEMENT FILTER ELEMENTS			
Port Size	Element Rating	Element Material	Model Number
1/2	20- $\mu$ m	Sintered Bronze	940K77
3/4, 1	100- $\mu$ m	Sintered Bronze	981K77

## SOUND ATTENUATION DATA

Constant-flow tests - conducted in a 14' x 22' room with a 14' ceiling.

Sound pressure levels - recorded using a B & K precision impulse sound meter (model 22045), a 1-inch microphone (DB0375), a flexible extension rod (UA0196), and a random incidence corrector (UA0055). Test system was mounted on the 14-foot wall with exhaust port 4 feet from the 14-foot wall.



Accessories ordered separately, refer to page E6.3-4.

## STANDARD SPECIFICATIONS (for silencers/reclassifiers on this page):

Construction Design	Sintered	Operating Pressure	5 to 150 psig (0.3 to 10 bar)
Temperature	Ambient/Media: 40° to 125°F (4° to 52°C)	Construction Material	Filter Element: 20- or 100- $\mu$ m-rated sintered bronze Bowl: Polycarbonate Seals: Nitrile
Fluid Media	Compressed air		



บริษัท ฟลูเทค จำกัด  
FLU-TECH CO.,LTD

845/3-4 หมู่ 3 ถ.เทพารักษ์ ต.เทพารักษ์ อ.เมือง จ.สมุทรปราการ 10270

845/3-4 Thepharak RD., T.Thepharak, A.Muang, Samutprakarn 10270 THAILAND  
Tel. 0 2384 6060, Fax 0 2384 5701, Email : sales@flutech.co.th, www.flutech.co.th

## Port Sizes: 3/4, 1, 1¼, 1½ & 2

Port Size	Port Threads	With Drain-Cock		With Ball Valve				
		Bowl Capacity ounce (ml)		Bowl Capacity ounce (ml)				
		35 (1035)	62 (1833)	35 (1035)	62 (1833)	120 (3548)	230 (6801)	340 (10055)
		Model Number	Model Number	Model Number	Model Number	Model Number	Model Number	Model Number
3/4	NPTF	RC012-01	RC012-01-64	RC012-01-BV	RC012-01-64-BV	-	-	-
	G	RC012-01D	RC012-01-64D	RC012-01-BVD	RC012-01-64-BVD	-	-	-
1	NPTF	RC013-01	RC013-01-64	RC013-01-BV	RC013-01-64-BV	-	-	-
	G	RC013-01D	RC013-01-64D	RC013-01-BVD	RC013-01-64-BVD	-	-	-
1¼	NPTF	RC014-01	RC014-01-42	RC014-01-BV	RC014-01-64-BV	-	-	-
	G	RC014-01D	RC014-01-64D	RC014-01-BVD	RC014-01-64-BVD	-	-	-
1½	NPTF	RC015-01	RC015-01-64	RC015-01-BV	RC015-01-64-BV	-	-	-
	G	RC015-01D	RC015-01-64D	RC015-01-BVD	RC015-01-64-BVD	-	-	-
2	NPTF	-	-	-	-	RC016-01-120	RC016-01-225	RC016-01
	G	-	-	-	-	RC016-01-120D	RC016-01-225D	RC016-01D

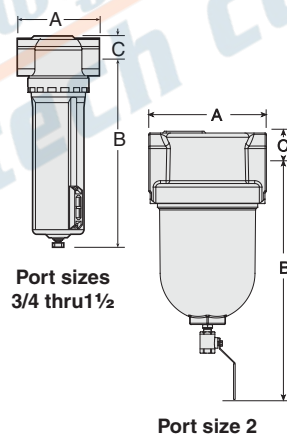


Port sizes 3/4 thru 1½



Port size 2

Port Size	Bowl Capacity ounce (ml)	Dimensions inches (mm)				Weight lb (kg)
		A	B*	C	Depth	
3/4	35 (1035)	4.5 (114)	10.6 (269)	0.81 (21)	4.2 (106)	4.25 (1.93)
	62 (1833)	4.5 (114)	16.2 (412)	0.81 (21)	4.2 (106)	5.00 (2.25)
1	35 (1035)	5.5 (140)	10.6 (269)	1.4 (36)	4.2 (106)	4.25 (1.93)
	62 (1833)	5.5 (140)	16.2 (412)	1.4 (36)	4.2 (106)	5.00 (2.25)
1¼	35 (1035)	5.5 (140)	11.2 (285)	1.4 (36)	4.2 (106)	4.50 (2.04)
	62 (1833)	5.5 (140)	16.7 (424)	1.4 (36)	4.2 (106)	5.81 (2.37)
1½	35 (1035)	5.5 (140)	11.2 (285)	1.4 (36)	4.2 (106)	4.50 (2.04)
	62 (1833)	5.5 (140)	16.7 (424)	1.4 (36)	4.2 (106)	5.81 (2.37)
2	120 (3548)	8.1 (206)	15.5 (394)	4.6 (117)	8.0 (203)	17.00 (7.72)
	230 (6801)	8.1 (206)	22.5 (572)	4.6 (117)	8.0 (203)	21.9 (9.82)
	340 (10055)	8.1 (206)	29.5 (749)	4.6 (117)	8.0 (203)	26.8 (11.92)



Port sizes 3/4 thru 1½

Port size 2

\* Add 3.5 inches (89 mm) to Dimension "B" and 0.29 lb (0.13 kg) to weight for units with Ball valves (BV option).

The ROSS Drip Leg Drain replaces conventional welded drip legs through improvements in both performance and serviceability resulting in increased machine productivity.

The ROSS Drip Leg Drain has a baffling device that increases the contamination removal efficiency by requiring the air to make more direction changes than a standard drip leg drain. This efficiency gain puts less contamination at the point of filtration, allowing the filter to function longer before maintenance is necessary.

*Accessories ordered separately, refer to page G6.3-4.*

### STANDARD SPECIFICATIONS (for products on this page):

Temperature	Ambient/Media: 40° to 175°F (4° to 79°C)	Construction Material	Filter Drain: Drain-cock or Ball valve Heads: Aluminum Bowl Rings: Aluminum Seals: Nitrile
Fluid Media	Compressed air		
Operating Pressure	5 to 200 psig (0.3 to 14 bar)		





**บริษัท ฟลูเทค จำกัด**  
**FLU-TECH CO.,LTD**

845/3-4 หมู่ 3 ถ.เทพารักษ์ ต.เทพารักษ์ อ.เมือง จ.สมุทรปราการ 10270

845/3-4 Thepharak RD., T.Thepharak, A.Muang, Samutprakarn 10270 THAILAND  
Tel. 0 2384 6060, Fax 0 2384 5701, Email : sales@flutech.co.th, www.flutech.co.th



# AIR PREPARATION FRL's ACCESSORIES



**ROSS CONTROLS**



CONTENT	Page
Mounting Accessories	G6.3
Modular Assembly Components	G6.4
Clamp, Brackets, End Ports & Port Blocks	G6.5
Pressure Gauges	G6.6
External Drains, Silencers	G6.7
Replacements Filter Elements	G6.8





### Mounting Screws for BANTAM Models

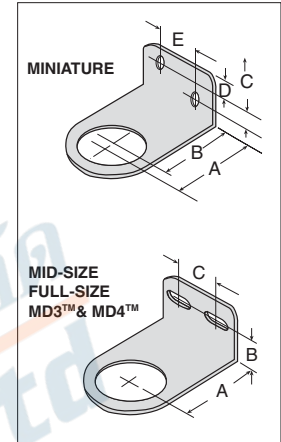
Usage Models	Kit Number
BANTAM	859K77

BANTAM models mounts with long screws that extend through end plates.

### Mounting Brackets for Regulators and Integrated Filter/Regulators

Regulators and integrated filter/regulators can be mounted to a surface with a bracket that attaches to the regulator. Brackets and mounting panel nuts can be ordered separately or in a kit which includes both bracket and mounting panel nut.

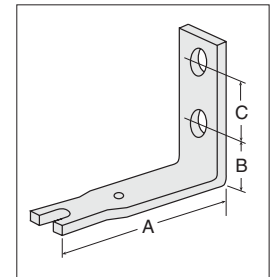
Usage Models	Model Number			Dimensions inches (mm)					Panel Mounting Hole Diameter
	Kit	Bracket	Panel Nut	A	B	C	D	E	
MINIATURE	873K77	872K77	874K77	1.375 (35)	1.125 (29)	0.31 (8)	0.31 (8)	0.69 (17)	1.19 (30)
MID-SIZE	876K77	875K77	877K77	2.38 (60)	1.00 (25)	1.50 (38)	-	-	1.56 (40)
MD3™	R-A127-11	-	R-127-11	2.38 (60)	1.00 (25)	1.50 (38)	-	-	2.06 (52)
FULL-SIZE, MD4™	879K77	878K77	880K77						



### Modular Mounting Brackets for Filters, Regulators, Lubricators, FRL's, or Clean Air Packages

Two L-shaped metal brackets as shown at the right can be used for wall mounting of modular FRLs or Clean Air Packages. A single bracket can be used to mount individual filters or lubricators. Kits include two brackets and four screws for attaching the brackets to the modules.

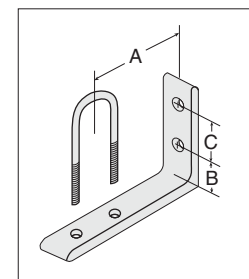
Usage Models	Kit Number	Dimensions inches (mm)			
		A	B	C	D
MID-SIZE & FULL-SIZE	915K77	3.0 (76)	0.88 (22)	1.00 (25)	1.20 (31)



### FRLs In-line Mounting Pipe Brackets

Two pipe brackets can be used for wall mounting of FRLs assemblies that use pipe nipples to join the components. The bracket kits listed below include two sets of brackets.

Nipple Size	Kit Number	Dimensions inches (mm)		
		A	B	C
1/4	887K77	2.72 (28)	0.50 (13)	1.00 (25)
3/8	888K77			
1/2	889K77			
3/4	890K77	3.69 (94)	1.13 (29)	1.25 (32)
1	891K77			



### Bracket Assembly Kit for HIGH-RELIEF Pilot Operated Regulator

High-Relief Pilot Operated Regulator with 1/4- thru 1 1/4 inch ports can be mounted to a vertical surface using a bracket assembly kit.

Kit Number
R-A37-381



# Modular Assembly Components

## MID-SIZE, FULL-SIZE & BANTAM Series

### MID-SIZE and FULL-SIZE Units

The modular designs of the MID-SIZE and FULL-SIZE series offer maximum flexibility in customizing FRLs assemblies. As shown at the right, connector kits are required to interconnect units. Various port kits (shown below) can be used to connect the assemblies to the inlet and outlet piping. Note that all FRLs components have threaded ports so that conventional pipe fittings may be used where desired.

#### Female Port Block

Used to connect to piping at inlet or outlet.


Port Size	Model Number	
	NPTF Threads	G Threads
1/4	897K77	D897K77
3/8	898K77	D898K77
1/2	899K77	D899K77
3/4	900K77	D900K77



#### Male Port Block

Used to connect modular to non-modular units.

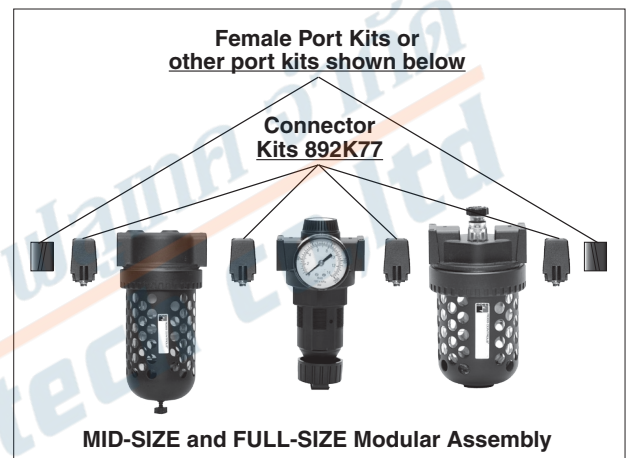
Port Size	Model Number	
	NPTF Threads	G Threads
1/4	893K77	D893K77
3/8	894K77	D894K77
1/2	895K77	D895K77
3/4	896K77	D896K77



#### Connector Kit

Used to connect units to one another as well as to any of the ports shown on this page.

Kit Number	892K77
------------	--------



### BANTAM Units


BANTAM modular units use end plates secured with screws to hold the pipe or tubing ports (see below), and also to serve as mounting brackets. Short screws are used to secure the end plates when a single BANTAM unit is used. If two or more units are combined, long screws extend through an end plate and thread into the next unit.

Screw kits required are as follows:

Single Unit: Two short screw kits.

Two-Unit Combination: One each short screw kit and long screw kit.

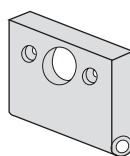
Three-Unit Combination: Two long screw kits.



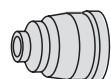
Pipe Ports	
Port Size	Model Number
1/8 NPTF	862K77
1/4 NPTF	863K77
1/8 BSPP	D864K77
1/4 BSPP	D865K77



Pipe Ports	
Kit Description	Model Number
END PLATE (1)	857K77
Short Screw (2)	858K77
Long Screw (2)	859K77
Small O-Ring (for inlet or mating ports)	860K77
Large O-Ring (for outlet or mating ports)	861K77



Tube Ports	
Port Size	Model Number
1/4	866K77
3/8	867K77
4 mm	868K77
6 mm	869K77
8 mm	870K77
10 mm	871K77



**บริษัท ฟลูเทค จำกัด**  
**FLU-TECH CO.,LTD**

845/3-4 หมู่ 3 ถ.เทพารักษ์ ต.เทพารักษ์ อ.เมือง จ.สมุทรปราการ 10270

845/3-4 Thepharak RD., T.Thepharak, A.Muang, Samutprakarn 10270 THAILAND  
Tel. 0 2384 6060, Fax 0 2384 5701, Email : sales@flutech.co.th, www.flutech.co.th

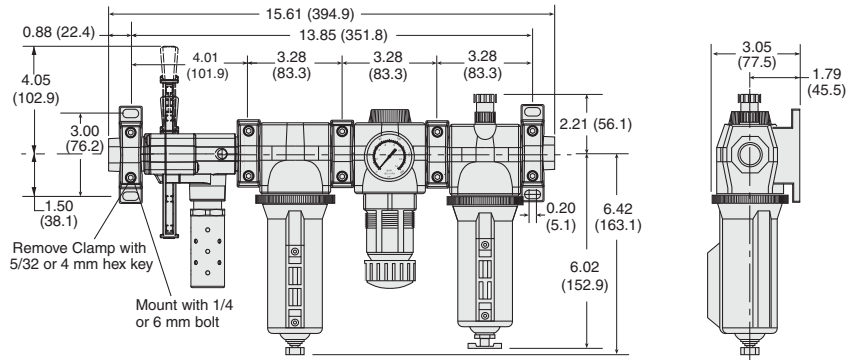
# Modular Assemblies

## Accessories: Clamp, Brackets, End Ports & Port Blocks

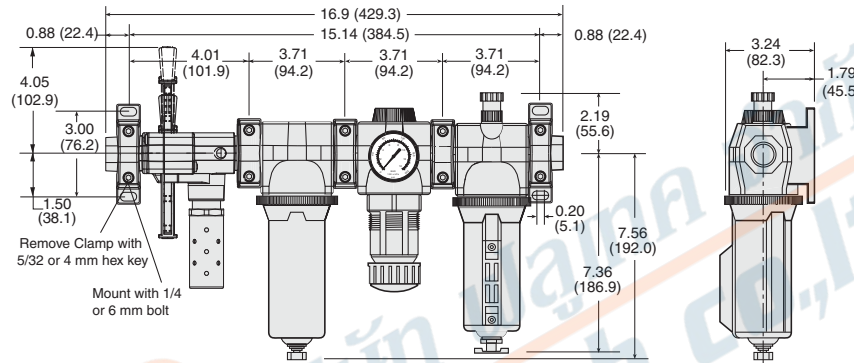
## MD Series

Dimensions: inches (mm)

### MD3™ Series




### MD4™ Series



### Mounting Brackets & Clamp for Module Connections

Two brackets are normally used to mount an FRL to a vertical surface. The mounting bracket attaches to the module connecting clamp (see above) with a single screw. Each bracket then employs two bolts (1/4" or 6mm) to connect the assembly to the mounting surface. Specially designed clamps provide a quick and easy assembly or disassembly of MD3™ modules. Two Allen-Head bolts quickly tighten or loosen the clamp using a 5/32 or 4mm hex key. The clamp contains a plate carrying two O-rings to provide positive sealing between modules.



Bracket, Screw, and Clamp



Module Connecting Clamp





Mounting Bracket

#### Mounting Brackets & Clamp for Module Connections

Description	Model Number
Bracket and Screw	R-A118-103
Module Connecting Clamp	R-A118-105
Bracket, Screw, and Clamp	R-A118-105M

### Male and Female End Ports

Either male or female end ports can be attached to threaded inlet and outlet lines. This allows all modules of an FRL assembly to be removed easily and quickly without having to unthread the end modules. The end ports are attached to the modules with clamps (see at left). End ports can be included in an assembled FRL or ordered separately by the following model numbers:

Type	Port Size	Model Number		
		NPTF Threads	G Threads	
Female	1/4	R-118-100-2	R-118-100-2W	
	3/8	R-118-100-3	R-118-100-3W	
	1/2	R-118-100-4	R-118-100-4W	
	3/4	R-118-100-6	R-118-100-6W	
Male	1/4	R-118-109-2F	R-118-109-2FW	
	3/8	R-118-109-3F	R-118-109-3FW	
	1/2	R-118-109-4F	R-118-109-4FW	
	3/4	R-118-109-6F	R-118-109-6FW	

### Extra Port Blocks

An extra port block can be placed between modules to provide two auxiliary 1/4 NPTF ports. Its mounting position can be rotated to obtain the most convenient operating orientation. If only one auxiliary port is to be used, the unused port must be closed with a pipe plug. (The inlet and outlet are not threaded.)

Port Size	Model Number	
	NPTF Threads	G Threads
1/4	R-118-106-2	R-118-106-2W
3/8	R-118-106-3	R-118-106-3W
1/2	R-118-106-4	R-118-106-4W



บริษัท ฟลูเทค จำกัด  
FLU-TECH CO.,LTD

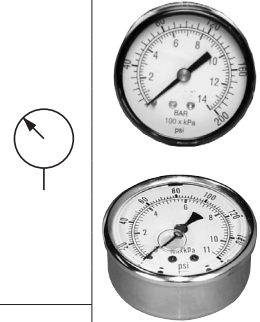
845/3-4 หมู่ 3 ถ.เทพารักษ์ ต.เทพารักษ์ อ.เมือง จ.สมุทรปราการ 10270

845/3-4 Thepharak RD., T.Thepharak, A.Muang, Samutprakarn 10270 THAILAND  
Tel. 0 2384 6060, Fax 0 2384 5701, Email : sales@flutech.co.th, www.flutech.co.th

Analog Pressure Gauges

Pressure Gauges (Center Back Mounting)	Type/Material	Port Size	Model Number		Pressure Range psig (bar)	Case Diameter inches (mm)
			Thread			
			NPT	G		
Standard Aluminum		1/8	5400A1002	D5400A1002	0-160 (0-11)	1.7 (43)
		1/4	5400A2010	D5400A2010	0-60 (0-4)	2.0 (51)
		1/4	5400A2011	D5400A2011	0-200 (0-14)	2.0 (51)
		1/4	5400A2012	D5400A2012	0-300 (0-20)	2.0 (51)
Liquid Filled Stainless Steel		1/4	5400A2014	D5400A2014	0-160 (0-11)	2.5 (64)
		1/4	5400A2015*	D5400A2015*	0-160 (0-11)	2.0 (51)

\*Green shade between 40-70 psi (2.7-4.8 bar).



Differential Pressure Gauges

DIFFERENTIAL PRESSURE GAUGE TYPE/SERIES	Small Slide Gauge	Small Slide Gauge	Large Dual Face Gauge	Large Dual Face Gauge with Reed Switch (Normally Open)	Large Dual Face Gauge with Reed Switch (Normally Closed)
	R-A60F-28	R-K103-151	R-106-35	R-106-35E	R-106-35EC
<b>FILTERS</b>					
BANTAM	-	-	-	-	-
MINIATURE	-	-	-	-	-
MID-SIZE	-	-	-	-	-
MD3™		-	-	-	-
FULL-SIZE	-	-	-	-	-
MD4™	-				
HIGH-CAPACITY	-	-	-	-	-
<b>COALESCING FILTERS</b>					
BANTAM	-	-	-	-	-
MINIATURE	-	-	-	-	-
MID-SIZE		-	-	-	-
FULL-SIZE	-				
MD3™		-	-	-	-
MD4™	-				
HIGH-CAPACITY	-				
<b>OIL VAPOR REMOVAL (ADSORBING) FILTERS</b>					
MD3™	-	-	-	-	-
MD4™	-	-	-	-	-
<b>CLEAN AIR PACKAGES</b>					
MD3™		-	-	-	-
MD4™	-				



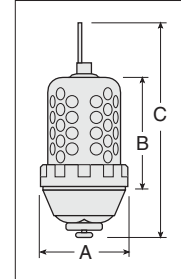


### External Automatic Drains

Pipe Size	Model Number*	
	Polycarbonate Bowl**	Metal Bowl
1/8	5057B1001	5058B1001
1/4*	5057B2001	5058B2001

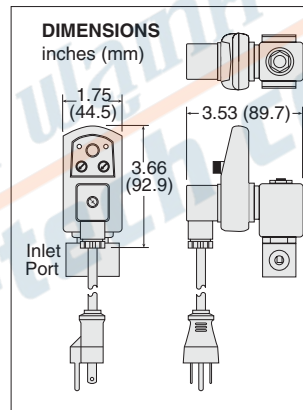
\*Use 1/4 size with FULL-SIZE, HIGH-CAPACITY, MD3™ & MD4™ filters.  
Use kit 1076K77 to convert standard bowl to accept auto drain unit.  
\*\*Available for FULL-SIZE filters only. Polycarbonate bowl includes metal bowl guard.

Port Size	Dimensions inches (mm)			Weight lb (kg)
	A	B	C	
1/8, 1/4	3.5 (89)	4.2 (107)	8.3 (211)	2.6 (1.2)



### Electronically Controlled Drain

Pipe Size	Voltage	Model Number	
		NPTF Threads	G Threads
1/4	24 volts DC	R-DED-24V-2	R-DED-24V-2W
3/8	24 volts DC	R-DED-24V-3	R-DED-24V-3W
1/2	24 volts DC	R-DED-24V-4	R-DED-24V-4W
1/4	110-120 volts AC, 50/60 Hz	R-DED-115V-2	R-DED-115V-2W
3/8	110-120 volts AC, 50/60 Hz	R-DED-115V-3	R-DED-115V-3W
1/2	110-120 volts AC, 50/60 Hz	R-DED-115V-4	R-DED-115V-4W



#### STANDARD SPECIFICATIONS (for electronically controlled drain):

Drain Time	Adjustable 0.5 to 10 seconds	Electrical Connection	DIN 43650A, ISO 440/6952
Drain Interval	0.5 to 45 minutes	Valve Type	2/2 direct acting, normally closed
Current Consumption	Maximum 4 ma	Valve Body	Forged brass; 3/16-inch (4.8 mm) orifice
Temperature	Ambient: 35° to 130°F (2° to 54°C)	Maximum Pressure	230 psig (15.8 bar)
	Media: 35° to 190°F (2° to 88°C)		

### Silencers

Port Size	Thread Type	Model Number*		Avg. C <sub>v</sub>	Dimensions inches (mm)		Weight lb (kg)
		NPT Threads	R/Rp Threads		Width	Length	
3/8	Male	5500A3003	D5500A3003	4.3	1.3 (32)	3.5 (88)	0.2 (0.1)
3/4	Male	5500A5013	D5500A5013	5.1	1.3 (32)	3.6 (92)	0.2 (0.1)
3/4	Male	5500A5003	D5500A5003	11.5	2.0 (51)	5.3 (135)	0.6 (0.3)

**Flow Media:** Filtered air.  
**Pressure Range:** 0 to 290 psig (0 to 20 bar) maximum.



# Replacements Filter Elements

## FRL's Series

Category	Series	Bowl Type	Element Rating	Element Material	Model Number
Filters	Bantam & Miniature	Standard	5-µm	Polyethylene	933K77
			5-µm	Sintered Bronze	R-KA130-27E5
			20-µm	Sintered Bronze	R-KA130-27E4
			40-µm	Sintered Bronze	R-KA130-27E3
	MID-SIZE	Standard	5-µm	Polyethylene	936K77
	MD3™	Standard	5-µm	Polyethylene	R-A60F-03PE5
			5-µm	Sintered Bronze	R-A60F-03E5
			20-µm	Sintered Bronze	R-A60F-03E4
			40-µm	Sintered Bronze	R-A60F-03E3
	FULL-SIZE	Standard	5-µm	Polyethylene	939K77
			5-µm	Sintered Bronze	R-KA103-03E5
			20-µm	Sintered Bronze	R-KA103-03E4
			40-µm	Sintered Bronze	R-KA103-03E3
	MD4™	Standard	5-µm	Polyethylene	R-A115-106PE5
			5-µm	Sintered Bronze	R-A115-106E5
			20-µm	Sintered Bronze	R-A115-106E4
			40-µm	Polyethylene	R-A115-106PE3
	HIGH-CAPACITY Flow to 275 scfm	Standard	5-µm	Polyethylene	1010K77
			5-µm	Sintered Bronze	R-KA109-03E5
			20-µm	Sintered Bronze	R-KA109-03E4
40-µm			Sintered Bronze	R-KA109-03E3	
HIGH-CAPACITY Flow to 660 scfm	Standard	5-µm	Sintered Bronze	1656K77	
		40-µm	Sintered Bronze	R-A114-106E3	
HIGH-CAPACITY Flow to 1000 scfm	Standard	5-µm	Sintered Bronze	942K77	
		40-µm	Sintered Bronze	944K77	
Coalescing Filters	Bantam & Miniature	Standard	0.3-µm	Borosilicate-glass-fiber	945K77
			0.01-µm	Borosilicate-glass-fiber	R-A-10F-16E8
	MID-SIZE	Standard	0.3-µm	Borosilicate-glass-fiber	R-A60F-29
			0.3-µm	Borosilicate-glass-fiber	R-A60F-32
		Extended	0.01-µm	Borosilicate-glass-fiber	R-A60F-29E8
			0.01-µm	Borosilicate-glass-fiber	R-A60F-32E8
	MD3™	Polycarbonate	0.3-µm	Borosilicate-glass-fiber	R-A60F-23
		Metal	0.3-µm	Borosilicate-glass-fiber	R-A60F-29
		Extended Metal	0.3-µm	Borosilicate-glass-fiber	R-A60F-32
		Polycarbonate	0.01-µm	Borosilicate-glass-fiber	R-A60F-23E8
		Metal	0.01-µm	Borosilicate-glass-fiber	R-A60F-29E8
		Extended Metal	0.01-µm	Borosilicate-glass-fiber	R-A60F-32E8
	FULL-SIZE	Standard	0.3-µm	Borosilicate-glass-fiber	947K77
			0.3-µm	Borosilicate-glass-fiber	R-A103-160L
		Extended	0.01-µm	Borosilicate-glass-fiber	948K77
			0.01-µm	Borosilicate-glass-fiber	R-A103-160LE8
	MD4™	Standard	0.3-µm	Borosilicate-glass-fiber	R-A115-117
			0.3-µm	Borosilicate-glass-fiber	R-A115-118
		Extended	0.01-µm	Borosilicate-glass-fiber	R-A115-117E8
			0.01-µm	Borosilicate-glass-fiber	R-A115-118E8
HIGH-CAPACITY Flow to 220 scfm	Standard	0.3-µm	Borosilicate-glass-fiber	949K77	
		0.01-µm	Borosilicate-glass-fiber	R-A109-106E8	
	Extended	0.3-µm	Borosilicate-glass-fiber	R-A114-112	
		0.3-µm	Borosilicate-glass-fiber	R-A114-113	
HIGH-CAPACITY Flow to 295 & 450 scfm	Standard	0.01-µm	Borosilicate-glass-fiber	R-A114-112E8	
		0.01-µm	Borosilicate-glass-fiber	R-A114-113E8	
	Extended	0.3-µm	Borosilicate-glass-fiber	952K77	
		0.3-µm	Borosilicate-glass-fiber	953K77	
HIGH-CAPACITY Flow to 465 scfm	Standard	0.01-µm	Borosilicate-glass-fiber	R-A106-24E8	
		0.01-µm	Borosilicate-glass-fiber	R-A106-24LE8	
	Extended	0.3-µm	Borosilicate-glass-fiber	953K77	
		0.01-µm	Borosilicate-glass-fiber	R-A106-24E8	
HIGH-CAPACITY Flow to 840 scfm	Extended	0.3-µm	Borosilicate-glass-fiber	953K77	
		0.01-µm	Borosilicate-glass-fiber	R-A106-24E8	
Oil Vapor Removal Filters	MD3™	Standard	–	Borosilicate-glass-fiber	R-A60F-29E9
		Extended	–	Borosilicate-glass-fiber	R-A60F-32E9
	MD4™	Standard	–	Borosilicate-glass-fiber	R-A115-117E9
		Extended	–	Borosilicate-glass-fiber	R-A115-118E9
Silencers Reclassifiers	Port Size 1/2	Standard	20-µm	Sintered Bronze	940K77
	Port Size 3/4, 1		100-µm	Sintered Bronze	981K77