

Full-Size VANGUARD Modular General Purpose Filters

FD100 Models Port Sizes: 1/4 to 3/4



Model Shown: FD100-2

- ◆ Modular or inline mounting.
- ◆ 5- μ m-rated polyethylene filter element; optional sintered bronze elements.
- ◆ High-strength polycarbonate plastic filter bowl with steel shatterguard; optional metal bowl with clear nylon sight glass.
- ◆ Internal automatic drain; optional manual drain, float drain or external Hydro-Jector drain.
- ◆ NPTF port threads; optional BSPP threads.

SPECIFICATIONS

Ambient/Media Temperature:

Plastic Bowl, all drain types: 40° to 125°F (4° to 52°C).
Metal Bowl, manual & auto drains: 40° to 175°F (4° to 79°C).
Metal Bowl, float drains: 40° to 150°F (4° to 66°C).

Body: Zinc.

Bowl: 8-Ounce (240-ml) capacity polycarbonate plastic with steel shatterguard; optional zinc bowl with clear nylon sight glass.

Bowl Drain: Internal automatic drain; optional manual drain, internal float drain or external Hydro-Jector drain.

Bowl Ring: Aluminum.

Filter Element: 5- μ m-rated polyethylene; optional 5- μ m, 20- μ m, or 40- μ m sintered bronze.

Fluid Media: Compressed air.

Inlet Pressure:

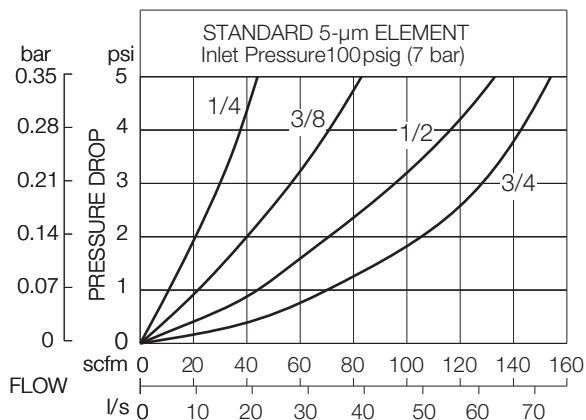
Minimum: 15 psig (1 bar) with automatic drain, 30 psig (2 bar) with float drain.

Plastic Bowl: 150 psig (10 bar) maximum.

Metal Bowl: 200 psig (14 bar) maximum.

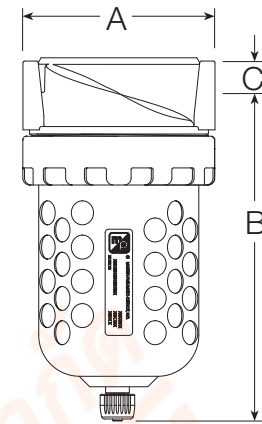
Seals: Nitrile.

FLOW CHART

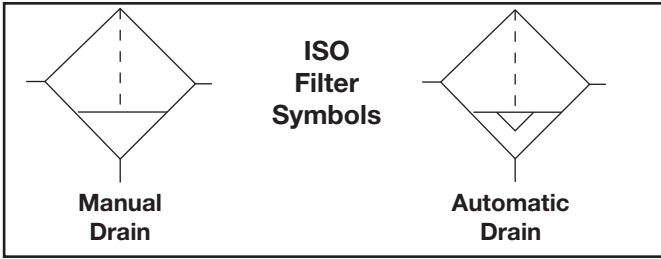


DIMENSIONS inches (mm)

Bowl	Ports	A	B †	C	Depth	Weight † lb (kg)
Plastic	1/4 – 3/4	3.5 (89)	5.8 (146)	0.6 (16)	3.5 (89)	1.93 (0.88)
Metal	1/4 – 3/4	3.5 (89)	6.4 (163)	0.6 (16)	3.5 (89)	2.90 (1.32)



† With Hydro-Jector external drain, dimension B is increased by 8.0 inches (203 mm), and weight is increased by 2.56 pounds (1.18 kg).



REPLACEMENT FILTER ELEMENT KITS

Element Type	Kit Number
5-µm polyethylene (Std element).....	KA103-03PE5
5-µm bronze	KA103-03E5
20-µm bronze.....	KA103-03E4
40-µm bronze.....	KA103-03E3

ORDERING INFORMATION

Change the letters in the sample model number below to specify the filter you want.

BFD 100 – 2 Y W

BOWL AND DRAIN TYPE

- Plastic bowl, internal automatic drain FD
- Metal bowl, internal automatic drain BFD
- Plastic bowl, manual drain F
- Metal bowl, manual drain BF
- Plastic bowl, internal float drain F5A
(plastic stem)
- Metal bowl, internal float drain BF6A
(brass stem).

DIFFERENTIAL PRESSURE GAUGE

- No gauge 100
- Large gauge 101L
- Small gauge 101
- Large gauge with normally **OPEN** 101E
reed switch.
- Large gauge with normally **CLOSED**..... 101E2
reed switch.

PORT TYPE

As specified in **INLET PORT** Leave Blank
BSPB threads on both portsW

OPTIONS (More than one option can be chosen. Add in alphabetical order.)
None Leave Blank

Polyethylene filter element:
5-µm rating Leave Blank

Bronze filter element:
5-µm rating E5
20-µm rating E4
40-µm rating E3

No bowl drain LDC
(1/4 NPT female port instead.
Also use 'BF' option under **BOWL AND DRAIN TYPE** section.)

PORT SIZE

- 1/4 NPTF 2
- 3/8 NPTF 3
- 1/2 NPTF 4
- 3/4 NPTF 6X

Note: '6X', 3/4 NPTF has smaller bowl capacity than '6' 3/4 NPTF.

DIFFERENTIAL PRESSURE GAUGES

Large Dual Face Gauge
106-35



Large Dual Face Gauge
with Reed Switch
106-35E (Normally Open)
106-35EC (Normally Closed)

Small Slide Gauge
103-151



บริษัท ฟลูเทค จำกัด
FLU - TECH CO., TD

845/3-4 หมู่ 3 ถ.เทพารักษ์ ต.เทพารักษ์ อ.เมือง จ.สมุทรปราการ 10270
845/3-4 Thepharak RD., T. Thepharak, A. Muang, Samutprakan 10270 THAILAND
Tel. 0 2384 6060, Fax 0 2384 5701, Email : sales@flutech.co.th, www.flutech.co.th