

# Full-Size VANGUARD Modular Coalescing Filters

# FC101 Models Port Sizes: 1/4, 3/8, 1/2



Model Shown: FC101-2

## SPECIFICATIONS

### Ambient/Media Temperature:

Plastic Bowl, all drain types: 40° to 125°F (4° to 52°C).  
Metal Bowl, manual & auto drains: 40° to 175°F (4° to 79°C).  
Metal Bowl, float drains: 40° to 150°F (4° to 66°C).

### Body:

Zinc.  
**Bowl:** 8-Ounce (240-ml) capacity polycarbonate plastic with steel shatterguard; optional zinc bowl with clear nylon sight glass. Optional 20-ounce (600-ml) extended polycarbonate or zinc bowl has higher flow filter element.

**Bowl Drain:** Manual. Optional internal automatic drain and internal float drain.

**Bowl Ring:** Aluminum.

**Differential Pressure Gauge:** Small 103-151.

**Filter Element:** 0.3- $\mu$ m-rated borosilicate-glass-fiber coalescing element; optional 0.01- $\mu$ m-rated element.

**Fluid Media:** Compressed air.

### Inlet Pressure:

Minimum: 15 psig (1 bar) with automatic drain, 30 psig (2 bar) with internal float drain.

Plastic Bowl: 150 psig (10 bar) maximum.

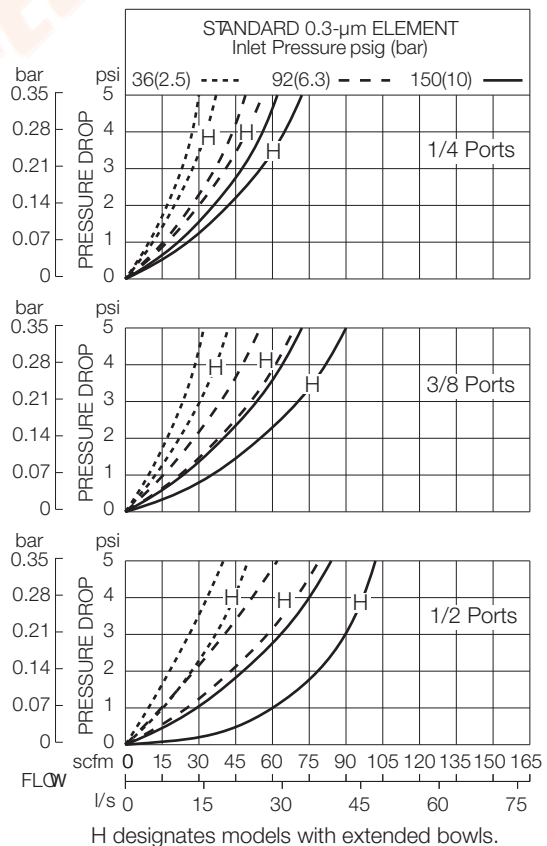
Metal Bowl: 200 psig (14 bar) maximum.

**Seals:** Nitrile.

- ◆ Modular or inline mounting.
- ◆ 0.3- $\mu$ m-rated coalescing filter element; optional 0.01- $\mu$ m element.
- ◆ Differential pressure gauge.
- ◆ High-strength polycarbonate plastic filter bowl with steel shatterguard; optional metal bowl with clear nylon sight glass.
- ◆ Optional extended bowl with higher flow filter element.
- ◆ Manual filter drain; optional internal automatic drain and internal float drain.
- ◆ NPTF port threads; optional BSPP threads.

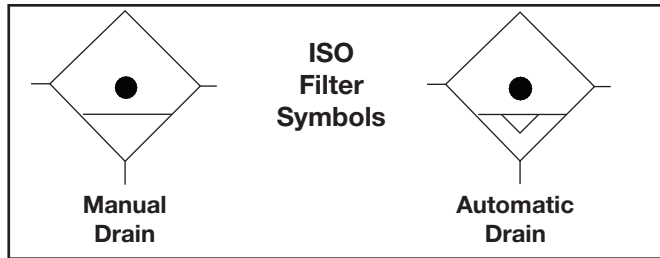
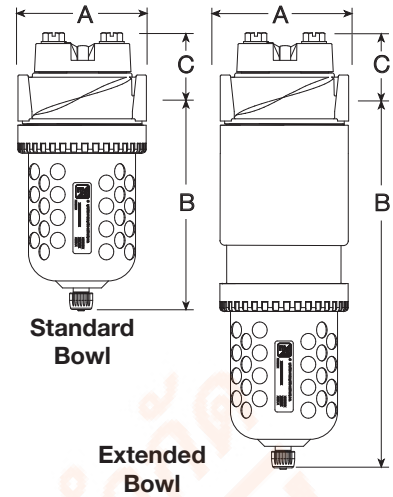
**APPLICATION NOTE:** A general purpose filter must be installed ahead of a coalescing filter to ensure good performance and to extend the life of the coalescing element.

## FLOW CHARTS



## DIMENSIONS inches (mm)

Bowl	A	B	C	Depth	Weight lb (kg)
Standard	3.5 (89)	5.8 (146)	1.8 (45)	3.5 (89)	2.13 (0.95)
Extended	3.5 (89)	10.3 (260)	1.8 (45)	3.5 (89)	3.25 (1.54)



## REPLACEMENT FILTER ELEMENT KITS

Element Type	Kit Number
0.3 µm Standard bowl (Std element).....	A103-160
0.3 µm Extended bowl .....	A103-160L
Models with E8 option:	
0.01 µm Standard bowl .....	A103-160E8
0.01 µm Extended bowl .....	A103-160LE8

## BFC 101 - 2 Y W

### BOWL AND DRAIN TYPE

- Plastic bowl, internal automatic drain ..... FCD
- Metal bowl, internal automatic drain ..... BFC
- Plastic bowl, manual drain ..... FC
- Metal bowl, manual drain ..... BFC
- Plastic bowl, internal float drain ..... FC5A
- Metal bowl, internal float drain ..... BFC6A

### BOWL SIZE and DIFFERENTIAL PRESSURE GAUGE

#### Standard Bowls:

- Tapped ports on head, no gauge ..... 101  
(Add 'NG' option under **OPTION** section).
- Tapped ports on head, small gauge ..... 101
- Tapped ports on head, large gauge ..... 101L
- Tapped ports on head, large gauge ..... 101E  
with normally **OPEN** reed switch.
- Tapped ports on head, large gauge ..... 101E2  
with normally **CLOSED** reed switch.

#### Extended Bowls:

- Tapped ports on head, no gauge ..... 101H  
(Add 'NG' option under **OPTION** section).
- Tapped ports on head, small gauge ..... 101H
- Tapped ports on head, large gauge ..... 101HL
- Tapped ports on head, large gauge ..... 101HE  
with normally **OPEN** reed switch.
- Tapped ports on head, large gauge ..... 101HE2  
with normally **CLOSED** reed switch.

### PORT TYPE

- NPTF threads ..... Leave blank
- BSPP threads ..... W

**OPTIONS** (More than one option can be chosen. Add in alphabetical order.)

#### Filter element:

- 0.3-µm rating ..... Leave Blank
- 0.01-µm rating ..... E8
- No bowl drain ..... LDC  
(1/4 NPT female port instead. Also use 'BFC' option under **BOWL and DRAIN TYPE** section.)
- No differential gauge ..... NG  
(Add '101' option under **BOWL SIZE and DIFFERENTIAL PRESSURE GAUGE** section).

### PORT SIZE

- 1/4 NPTF ..... 2
- 3/8 NPTF ..... 3
- 1/2 NPTF ..... 4

## DIFFERENTIAL PRESSURE GAUGES



Small Slide Gauge  
103-151



Large Dual Face Gauge  
106-35



Large Dual Face Gauge  
with Reed Switch  
106-35E (Normally Open)  
106-35EC (Normally Closed)



บริษัท ฟลูเทค จำกัด  
FLU - TECH CO., TD

845/3-4 หมู่ 3 ถ.เทพารักษ์ ต.เทพารักษ์ อ.เมือง จ.สมุทรปราการ 10270  
845/3-4 Thepharak RD., T. Thepharak, A. Muang, Samutprakan 10270 THAILAND  
Tel. 0 2384 6060, Fax 0 2384 5701, Email : sales@flutech.co.th, www.flutech.co.th