

MINIATURE Brass-Body Water Pressure Regulators

Also see acetal-body water pressure regulators on pages 154-155.

R53MB, R54MB Models Port Sizes: 1/8, 1/4



Model Shown: R53MB-2G

SPECIFICATIONS

Ambient/Media Temperature:

40° to 125°F (4° to 52°C).

Body: Brass.

Dome and Knob: Glass Filled Nylon and Acetal.

Fluid Media: Water

Inlet Pressure: 300 psig (21 bar) maximum.

Main Spring: Stainless Steel.

Outlet Pressure: Adjustable up to 100 psig (7 bar).

Pressure Gauge: 0 to 160 psig (11 bar); 1/8 NPT gauge ports front and rear.

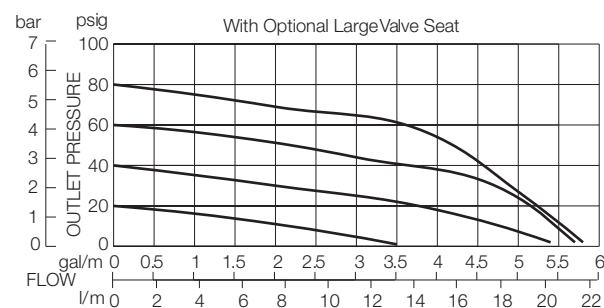
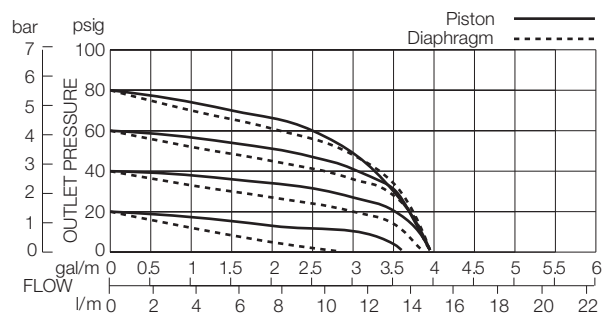
Panel Mounting: 1-3/16 inch (30 mm) hole required.

Seals: Nitrile.

- ◆ Inline mounting.
- ◆ Piston-type design (R53MB models) or diaphragm-type (R54MB models).
- ◆ Optional large valve seat for water flows up to 6 gallons per minute.
- ◆ Non-relieving.
- ◆ Brass body for corrosion resistance.
- ◆ Pressure gauge.
- ◆ NPTF port threads; optional BSPP threads.

WATER FLOW CHARTS

Inlet Pressure: 100 psig (7 bar)



บริษัท ฟลูเทค จำกัด
FLU-TECH CO.,LTD

845/3-4 หมู่ 3 ถ.เทพารักษ์ ต.เทพารักษ์ อ.เมือง จ.สมุทรปราการ 10270

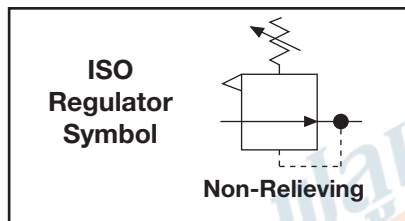
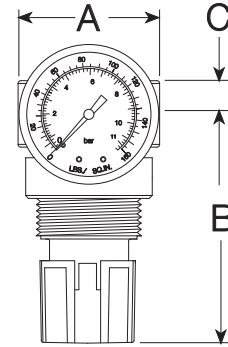
845/3-4 Thepharak RD., T.Thepharak, A.Muang, Samutprakarn 10270 THAILAND

Tel. 0 2384 6060, Fax 0 2384 5701, Email : sales@flutech.co.th, www.flutech.co.th

DIMENSIONS inches (mm)

				Weight †
A	B	C	Depth †	lb (kg)
1.6 (41)	2.7 (68)	0.4 (10)	1.6 (41)	0.24 (0.11)

† Less gauge.



ORDERING INFORMATION

Change the letters in the sample model number below to specify the regulator you want.

R53MB - 2 A Y G W

REGULATOR TYPE

Piston type R53MB
Diaphragm type R54MB

PORT SIZE

1/8 NPTF 1
1/4 NPTF 2

PORT TYPE

NPTF threads Leave Blank
BSPF threads W

OPTIONS (More than one option can be chosen. Add in alphabetical order)

None Leave Blank
0-160 psig Gauge G
Plastic nut P
Hex plastic nut PE
Metal mounting nut PN

OPTIONS (More than one option can be chosen. Add in alphabetical order)

None Leave Blank
Large Delrin valve seat C1
Springs: (0-100 psig standard)
For optimum performance operating pressure should fall approximately in the middle of the spring range.
0-125 psig (0-8.6 bar) H
0-50 psig (0-3.4 bar) L
0-30 psig (0-2.1 bar) L30
Rear gauge port only R

MOUNTING BRACKETS

See page 356.



บริษัท ฟลูเทค จำกัด
FLU-TECH CO.,LTD

845/3-4 หมู่ 3 ถ.เทพารักษ์ ต.เทพารักษ์ อ.เมือง จ.สมุทรปราการ 10270

845/3-4 Thepharak RD., T.Thepharak, A.Muang, Samutprakarn 10270 THAILAND

Tel. 0 2384 6060, Fax 0 2384 5701, Email : sales@flutech.co.th, www.flutech.co.th