

# SERIES 350 Modular General Purpose Regulators

# R350 Models Port Sizes: 1/4, 3/8, 1/2



Model Shown: R350-3G

## SPECIFICATIONS

**Ambient/Media Temperature:**  
40° to 175°F (4° to 79°C).

**Body:** Zinc.

**Dome:** Nylon.

**Knob:** Acetal

**Fluid Media:** Compressed Air.

**Inlet Pressure:** 300 psig (21 bar) maximum.

**Outlet Pressure:** Adjustable up to 150 psig (10 bar);  
optional adjusting springs.

**Optional Pressure Adjustment locking key:**  
removable

**Pressure Gauge:** 0 to 200 psig (14 bar); 1/4-NPT  
gauge ports front and rear.

**Panel Mounting:** 2-1/16 inch (52 mm) hole required.

**Seals:** Nitrile.

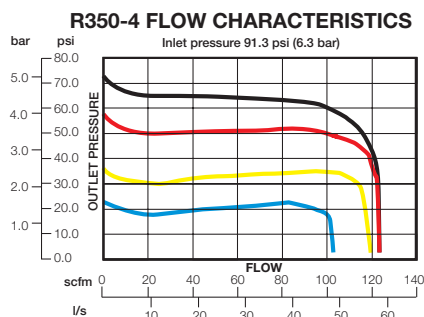
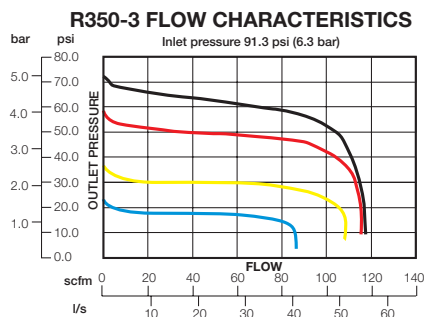
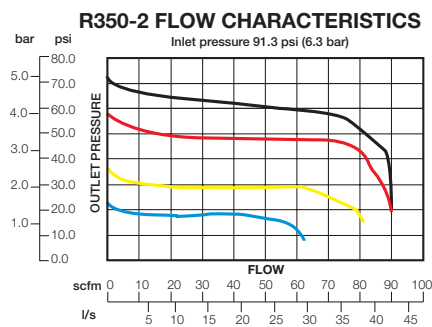
**Self-relieving:** Non-relieving optional.

**Valve:** Brass

**Valve Cap:** Nylon.

- ◆ Modular or inline mounting. Modular mounting allows regulators to be positioned at 45° increments for ease in adjustment.
- ◆ Superior pressure regulation - diaphragm type regulator
- ◆ Self relieving design; large diaphragm sensing area; non-relieving optional.
- ◆ Optional Pressure adjustment locking key; tamper resistant pressure setting.
- ◆ Inlet rated to 300 psig (21 bar)
- ◆ Reverse flow option.
- ◆ Pressure gauge.
- ◆ Front mounted modular clamping design with encapsulated screws.
- ◆ Compatible with modular 380 series of products.
- ◆ NPTF port threads; optional BSPP threads.

## FLOW CHARTS



บริษัท ฟลูเทค จำกัด  
FLU-TECH CO.,LTD

845/3-4 หมู่ 3 ถ.เทพารักษ์ ต.เทพารักษ์ อ.เมือง จ.สมุทรปราการ 10270

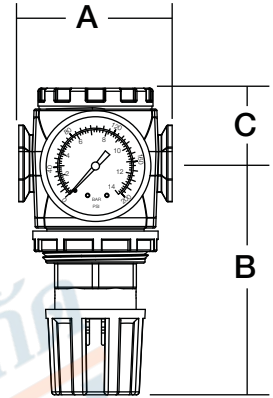
845/3-4 Thepharak RD., T.Thepharak, A.Muang, Samutprakarn 10270 THAILAND

Tel. 0 2384 6060, Fax 0 2384 5701, Email : sales@flutech.co.th, www.flutech.co.th

## DIMENSIONS inches (mm)

A	B	C	Depth	Weight lb (kg)
3.0 (76.2)	4.52 (114.9)	1.46 (37)	2.51 (63.8)	1.9 (0.86)

**Panel mounting:** 2-1/16" (52mm) hole required.  
**Dome removal clearance:** add 0.575 (14.6)  
**Cap removal clearance:** add 0.750 (19.1)  
 Dimensions above reflect less gauge.



### ORDERING INFORMATION

Change the letters in the sample model number below to specify the regulator you want.

## R350 - 3 A G W

**PORT SIZE**

- 1/4 NPTF ..... 2
- 3/8 NPTF ..... 3
- 1/2 NPTF ..... 4

**OPTIONS** (more than one can be chosen.  
 Add in alphabetical order).

- None ..... Leave blank
- Relieving ..... Leave blank
- Non-relieving ..... A
- Locking knob ..... B
- Reverse flow ..... E

**SPRINGS:**

- 0-200 psig (0-13 bar) ..... H
- 0-150 psig (0-10 bar) std ..... Leave blank
- 0-100 psig (0-6 bar) ..... L100
- 0-50 psig (0-3 bar) ..... L
- Limit maximum psig setting ..... M\*
- Tee Handle ..... T

\* insert maximum limited pressure.

**PORT TYPE**

- NPTF threads ..... Leave blank
- BSPF threads ..... W

**OPTIONS** (more than one can be chosen.  
 Add in alphabetical order).

- None ..... Leave Blank
- Pressure gauge ..... G
- Mounting nut ..... P

**MOUNTING BRACKETS**

See page 356.



บริษัท ฟลูเทค จำกัด  
 FLU-TECH CO.,LTD

845/3-4 หมู่ 3 ถ.เทพารักษ์ ต.เทพารักษ์ อ.เมือง จ.สมุทรปราการ 10270

845/3-4 Thepharak RD., T.Thepharak, A.Muang, Samutprakarn 10270 THAILAND

Tel. 0 2384 6060, Fax 0 2384 5701, Email : sales@flutech.co.th, www.flutech.co.th