

SENTRY Modular Externally Piloted Regulators

PR11M Models Port Sizes: 1/8, 1/4 Tube Fittings



Model Shown: PR11M-1G

- ◆ Inline mounting.
- ◆ Diaphragm type design
- ◆ Threaded ports or quick-connect fittings for tubing up to 10 mm in diameter.
- ◆ Self-relieving; non-relieving optional.
- ◆ Pressure gauge.
- ◆ **NPTF** port threads; optional **BSPP** threads.

Note: Pilot (control) regulators (order separately).

- ◆ General purpose applications order R56M-2, R60-2, R67-2, R100-2, or R380-3
- ◆ Precision applications order IR100-2, R57M-2, IR380-3 or ER valve

SPECIFICATIONS

Ambient/Media Temperature:

40° to 125°F (4° to 52°C).

Body: Acetal.

Dome: Aluminum.

Fluid Media: Compressed air.

Inlet Pressure: 150 psig (10 bar) maximum.

Outlet Pressure: Adjustable up to 125 psig (8.6 bar).

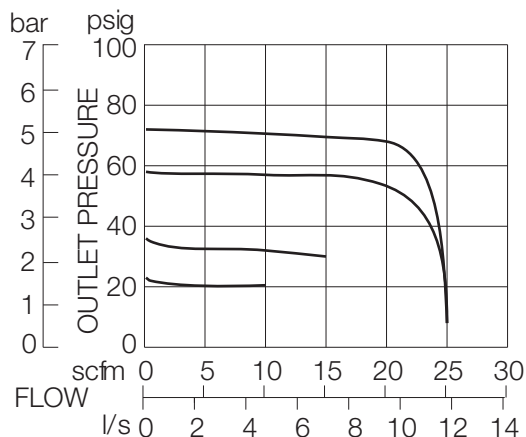
Pressure Gauge: 0 to 160 psig (11 bar); 1/8 NPT gauge ports front and rear.

Panel Mounting: 1-3/16 inch (30 mm) hole required.

Seals: Nitrile.

FLOW CHART

Inlet Pressure: 91 psig (6.3 bar)



บริษัท ฟลูเทค จำกัด
FLU-TECH CO.,LTD

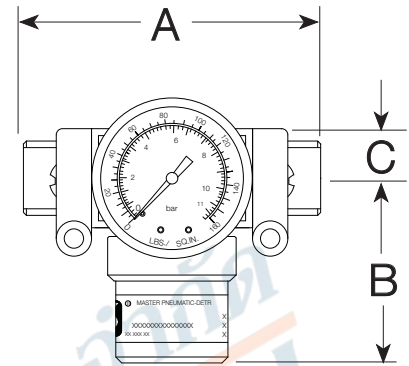
845/3-4 หมู่ 3 ถ.เทพารักษ์ ต.เทพารักษ์ อ.เมือง จ.สมุทรปราการ 10270

845/3-4 Thepharak RD., T.Thepharak, A.Muang, Samutprakarn 10270 THAILAND

Tel. 0 2384 6060, Fax 0 2384 5701, Email : sales@flutech.co.th, www.flutech.co.th

DIMENSIONS inches (mm)

| Ports | A | B | C | Depth † | Weight † lb (kg) |
|---|----------|----------|----------|----------|---------------------|
| No Port | 1.7 (43) | 1.3 (49) | 0.5 (13) | 1.8 (45) | 0.23 (0.11) |
| 1/8 | 1.7 (43) | 1.3 (49) | 0.5 (13) | 1.8 (45) | 0.45 (0.20) |
| 1/4 | 3.0 (76) | 1.3 (49) | 0.5 (13) | 1.8 (45) | 0.41 (0.19) |
| Models below have quick-connect fittings for tubing. | | | | | |
| 1/4 | 3.4 (86) | 1.3 (49) | 0.5 (13) | 1.8 (45) | 0.33 (0.15) |
| 3/8 | 3.9 (99) | 1.3 (49) | 0.5 (13) | 1.8 (45) | 0.47 (0.22) |
| 4 mm | 3.4 (86) | 1.3 (49) | 0.5 (13) | 1.8 (45) | 0.33 (0.15) |
| 6 mm | 3.4 (86) | 1.3 (49) | 0.5 (13) | 1.8 (45) | 0.33 (0.15) |
| 8 mm | 3.4 (86) | 1.3 (49) | 0.5 (13) | 1.8 (45) | 0.33 (0.15) |
| 10 mm | 3.9 (99) | 1.3 (49) | 0.5 (13) | 1.8 (45) | 0.45 (0.21) |



† Less gauge.

ORDERING INFORMATION

Change the letters in the sample model number below to specify the regulator you want.

PR11M P - 2 X Y G W

REGULATOR TYPE

Diaphragm type R11M

MOUNTING HOLE LOCATION

Bottom mount (Standard) Leave Blank
Top mount P

INLET PORT SIZE

No Inlet and Outlet ports Leave blank

Threaded:

1/8 NPTF -1
1/4 NPTF -2

Fittings for Tubing:

1/4 -04
3/8 -06
4 mm -M4
6 mm -M6
8 mm -M8
10 mm -M10

OUTLET PORT SIZE

Same as inlet port Leave Blank

Threaded:

1/8 NPTF 1
1/4 NPTF 2

Fittings for Tubing:

1/4 04
3/8 06
4 mm M4
6 mm M6
8 mm M8
10 mm M10

PORT TYPE

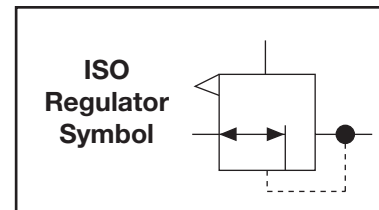
As specified in **INLET PORT** Leave Blank
BSP threads on both ports W

OPTIONS (More than one option can be chosen. Add in alphabetical order)

Delete gauge Leave Blank
0-160 PSI Gauge G

OPTIONS (More than one option can be chosen. Add in alphabetical order)

None Leave Blank
Non-relieving A



MOUNTING BRACKETS

See page 356.



บริษัท ฟลูเทค จำกัด
FLU-TECH CO.,LTD

845/3-4 หมู่ 3 ถ.เทพารักษ์ ต.เทพารักษ์ อ.เมือง จ.สมุทรปราการ 10270

845/3-4 Thepharak RD., T.Thepharak, A.Muang, Samutprakarn 10270 THAILAND

Tel. 0 2384 6060, Fax 0 2384 5701, Email : sales@flutech.co.th, www.flutech.co.th