

# High-Flow VANGUARD General Purpose Filters

# BF6A400 Models Port Sizes: 1-1/4, 1-1/2, & 2



Model Shown: BF6A400-10

## SPECIFICATIONS

### Ambient/Media Temperature:

**Manual Drain:** 40° to 175°F (4° to 79°C).

**Float, hydro-jector drain:** 40° to 150°F (4° to 66°C).

**Body:** Aluminum.

**Bowl:** 120-Ounce (3548-ml) capacity aluminum bowl.

**Bowl Drain:** Internal float drain; optional manual drain or external Hydro-Jector drain.

**Filter Element:** 40- $\mu$ m-rated sintered bronze; optional 5- $\mu$ m sintered bronze.

**Fluid Media:** Compressed air.

### Inlet Pressure:

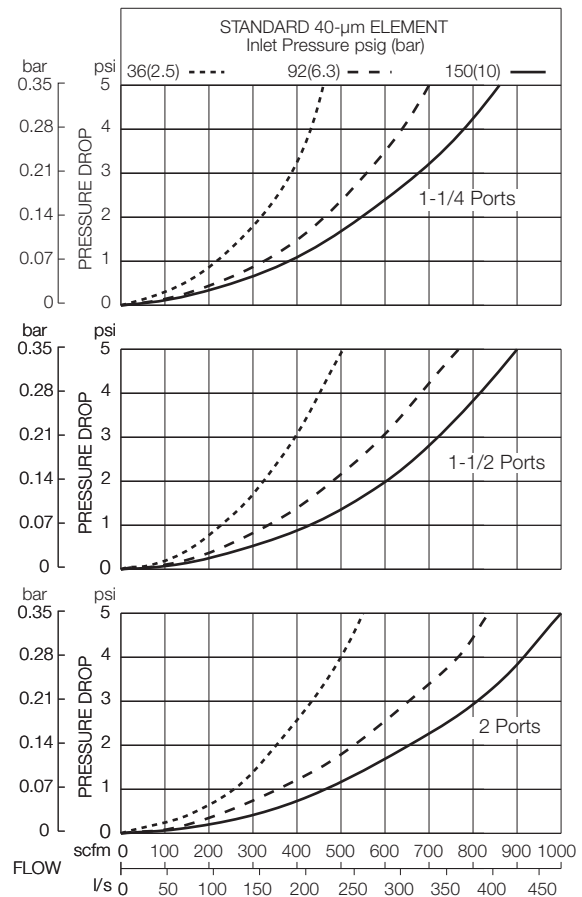
**Float Drain:** 30 psig (2.1 bar) minimum. 200 psig (14 bar) maximum.

**Manual Drain:** 0 psig (0 bar) minimum. 300 psig (21 bar) maximum.

**Seals:** Nitrile.

- ◆ Inline mounting.
- ◆ 40- $\mu$ m-rated sintered bronze filter element; optional 5- $\mu$ m sintered bronze element.
- ◆ Aluminum bowl.
- ◆ Internal float drain; optional manual drain or external Hydro-Jector drain.
- ◆ **NPTF** port threads; optional **BSPP** threads.

## FLOW CHARTS



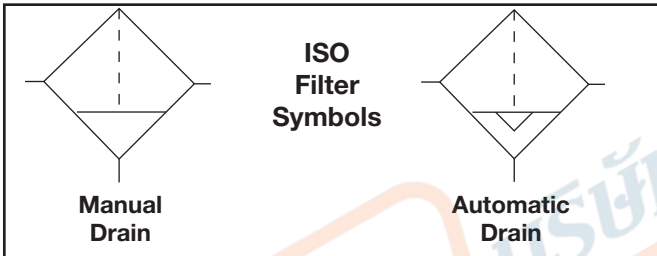
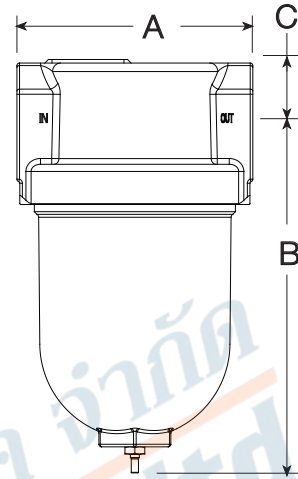
บริษัท ฟลูเทค จำกัด  
FLU-TECH CO.,LTD

845/3-4 หมู่ 3 ถ.เทพารักษ์ ต.เทพารักษ์ อ.เมือง จ.สมุทรปราการ 10270  
845/3-4 Thepharak RD., T.Thepharak, A.Muang, Samutprakarn 10270 THAILAND  
Tel. 0 2384 6060, Fax 0 2384 5701, Email : sales@flutech.co.th, www.flutech.co.th

**DIMENSIONS** inches (mm)

A	B †	C	Depth	Weight † lb (kg)
8.1 (204.7)	12.0 (305)	2.4 (60.3)	8.0 (203.2)	17 (7.72)

† With Hydro-Jector external drain, dimension B is increased by 8.0 inches (203 mm), and weight is increased by 2.56 pounds (1.18 kg).



**REPLACEMENT FILTER ELEMENT KITS**

Element Type	Kit Number
40-µm bronze (Std element)	K106-33
5-µm bronze	K106-33E5

**ORDERING INFORMATION**

Change the letters in the sample model number below to specify the filter you want.

**BF6A 400L - 10 E5 W**

**DRAIN and BOWL TYPE**

- Metal bowl, Internal automatic float drain ... BF6A  
*(brass stem)*
- Metal bowl, manual drain ..... BF
- Metal bowl, less drain cock, external ..... BF7AE  
Hydro-Jector drain.
- Metal bowl, no drain *(less drain cock)* ..... BF7A
- Metal bowl, warrior electronic drain ..... BF2A

**HEAD TYPE and DIFFERENTIAL PRESSURE GAUGE**

- No tapped ports on head, no gauge ..... 400
- Tapped ports on head, no gauge ..... 401
- Tapped ports on head, large differential ..... 401L  
pressure gauge.
- Tapped ports on head, Small differential ..... 401S  
pressure gauge
- Tapped ports on head, Large differential ..... 401E  
pressure gauge with normally open reed switch.
- Tapped ports on head, Large differential ..... 401E2  
pressure gauge with normally closed reed switch.

**PORT TYPE**

- NPTF ..... Leave Blank
- BSPF ..... W

**ELEMENT TYPE**

- 5-µm rating bronze element ..... E5
- 40-µm rating bronze element ..... E3

**PORT SIZE**

- 1-1/4 NPTF ..... 10
- 1-1/2 NPTF ..... 12
- 2 NPTF ..... 16

**DIFFERENTIAL PRESSURE GAUGES**

Large Dual Face Gauge  
106-35

Small Slide Gauge  
K103-151

Large Dual Face Gauge  
with Reed Switch  
106-35E (Normally Open)  
106-35EC (Normally Closed)

VANGUARD High-Flow Filter, BF6A400 Series



**บริษัท ฟลูเทค จำกัด**  
**FLU-TECH CO.,LTD**

845/3-4 หมู่ 3 ถ.เทพารักษ์ ต.เทพารักษ์ อ.เมือง จ.สมุทรปราการ 10270  
845/3-4 Thepharak RD., T.Thepharak, A.Muang, Samutprakarn 10270 THAILAND  
Tel. 0 2384 6060, Fax 0 2384 5701, Email : sales@flutech.co.th, www.flutech.co.th