

High-Flow VANGUARD Internally Piloted Precision Regulators

IR180M Models Port Sizes: 3/4, 1, 1-1/4, 1-1/2



Model Shown:
IR180M-8G



Model Shown:
IR180M-10G

- ◆ Inline mounting.
- ◆ Diaphragm-type design.
- ◆ Self-relieving.
- ◆ Constant air bleed for accuracy.
- ◆ Repeatability ± 0.5 psi (± 0.034 bar).
- ◆ Pressure gauge.
- ◆ NPTF port threads; optional BSPP threads.

SPECIFICATIONS

Ambient/Media Temperature:

40° to 175°F (4° to 79°C).

Body: Aluminum.

Bonnet and Knob: Glass Filled Nylon and Acetal.

Constant Air Bleed Rate: 0.18 – 0.33 scfm at 80 psi secondary pressure

Dome: Zinc.

Fluid Media: Compressed air.

Inlet Pressure: 300 psig (21 bar) maximum.

Outlet Pressure:

Adjustable 15 to 200 psig (1 to 14 bar).

Pressure Gauge: 0 to 200 psig (14 bar); 1/4 NPT gauge ports front and rear.

Panel Mounting: 1-3/16 (30 mm) hole required.

Seals: Nitrile.

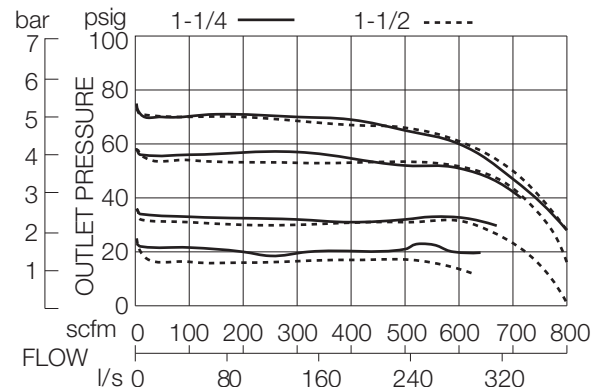
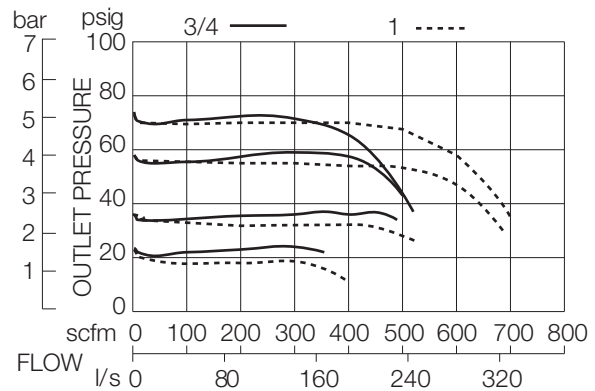
Self-relieving

Valve: Aluminum.

Valve Cap: Nylon.

FLOW CHART

Inlet Pressure: 91 psig (6.3 bar)



บริษัท ฟลูเทค จำกัด
FLU-TECH CO.,LTD

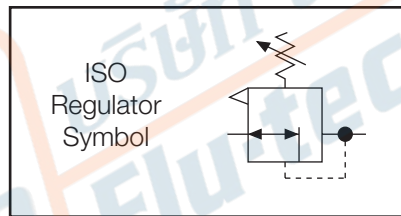
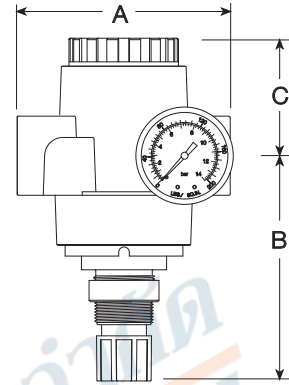
845/3-4 หมู่ 3 ถ.เทพารักษ์ ต.เทพารักษ์ อ.เมือง จ.สมุทรปราการ 10270

845/3-4 Thepharak RD., T.Thepharak, A.Muang, Samutprakarn 10270 THAILAND
Tel. 0 2384 6060, Fax 0 2384 5701, Email : sales@flutech.co.th, www.flutech.co.th

DIMENSIONS inches (mm)

Ports	A	B	C	Depth †	Weight †
					lb (kg)
3/4 1	4.4 (111)	4.6 (112)	2.4 (62)	2.8 (71)	2.0 (0.91)
1-1/4 1-1/2	4.9 (124)	4.9 (125)	2.1 (54)	2.8 (71)	2.38 (1.08)

† Less gauge.



ORDERING INFORMATION

Change the letters in the sample model number below to specify the regulator you want.

IR180M - 6 Y G W

PORT SIZE

3/4 NPTF	6
1 NPTF	8
1-1/4 NPTF	10
1-1/2 NPTF	12

PORT TYPE

NPTF threadsLeave Blank
BSPF threadsW

OPTIONS (More than one option can be chosen. Add in alphabetical order)

Delete gaugeLeave Blank
0-200 PSI GaugeG
Plastic mounting nutP
Metal mounting nutPN
Hex plastic mounting nutPE

OPTIONS (More than one option can be chosen. Add in alphabetical order)

None.....Leave Blank
1.75-inch (4.5 cm) diameter.....B
adjusting knob with
removable locking key
Springs: (15-200 psig standard)
For optimum performance operating
pressure should fall approximately in
the middle of the spring range.
15-250 psig (1-17 bar)H
15-100 psig (1-7 bar)L

MOUNTING BRACKETS

See page 356.



บริษัท ฟลูเทค จำกัด
FLU-TECH CO.,LTD

845/3-4 หมู่ 3 ถ.เทพารักษ์ ต.เทพารักษ์ อ.เมือง จ.สมุทรปราการ 10270

845/3-4 Thepharak RD., T.Thepharak, A.Muang, Samutprakarn 10270 THAILAND
Tel. 0 2384 6060, Fax 0 2384 5701, Email : sales@flutech.co.th, www.flutech.co.th