

## DATA SHEET

Type TVU001  
Type TVG003



### Fitting connectors

- M5...G 2 1/2"
- Nickel-plated brass, stainless steel, plastic, aluminium

Product variants described in the data sheet may differ from the product presentation and description.

### Type description

#### Standard fittings

- Double nipple
- Detachable double nipple
- Reducers
- Reducer sleeves
- Extension nipple
- Extensions
- Sleeves
- Angled fittings
- Blanking-of plug
- Hose connectors
- Blanking nut
- T-shaped
- Four-way


#### Junctions Screw fittings

- Screwed fittings
- Bulkhead fittings
- Pressure gauge fittings
- Angled fittings
- T-shaped tube hose fitting
- T-shaped fittings
- Union nut
- Tube hose fittings
- Ring connectors
- Seal rings
- Distribution strips
- Four-way distributor blocks
- Flow strips

## Table of contents

<b>1. General technical data</b>	<b>4</b>
<b>2. Dimensions</b>	<b>4</b>
<b>3. Ordering information</b>	<b>4</b>
3.1. Bürkert eShop – Easy ordering and quick delivery.....	4
3.2. Bürkert product filter.....	4
3.3. Ordering chart standard fittings.....	5
Overview standard fittings.....	5
Double nipple cylindrical UNI-ISO 228/1, without O-ring, brass, nickel-plated.....	5
Double nipple cylindrical UNI-ISO 228/1, without O-ring, Stainless steel 1.4571.....	5
Double nipple, conical UNI-ISO 7/1.....	6
Double nipple 3-pc, male, UNI-ISO 7/1, brass.....	6
Double nipple 3-pc, male, UNI-ISO 7/1, stainless steel 1.4571.....	6
Reducer, cylindrical UNI-ISO 228/1, brass, nickel-plated.....	7
Reducer, cylindrical UNI-ISO 228/1, stainless steel 1.4571.....	7
Reducer, conical UNI-ISO 228/1 - UNI-ISO 7/1.....	7
Reducer sleeve UNI-ISO 228/1.....	7
Extension nipple, conical UNI-ISO 228/1 - UNI-ISO 7/1.....	8
Extension nipple, cylindrical UNI-ISO 228/1, without O-ring.....	8
Extension UNI-ISO 228/1.....	8
Sleeves UNI-ISO 7/1.....	8
Sleeves UNI-ISO 228/1.....	9
Elbow, female UNI-ISO 228/1.....	9
Elbow, male-female UNI-ISO 228/1.....	9
Plug without O-ring UNI-ISO 228/1.....	9
Plug with O-ring UNI-ISO 228/1.....	9
Hose connectors with O-ring UNI-ISO 228/1.....	10
Blanking nuts UNI-ISO 228/1.....	10
Tee, female UNI-ISO 228/1.....	10
Tee, central and lateral male UNI-ISO 228/.....	10
Cross female UNI-ISO 228/1.....	11
3.4. Ordering chart screw fittings.....	11
Overview screw fittings.....	11
Straight screwed fittings.....	11
Straight screwed fittings with O-ring.....	12
Bulkhead fittings, brass, nickel-plated.....	12
Bulkhead fittings, plastic.....	12
Pressure gauge fittings.....	12
Elbow, male conical UNI-ISO 7/1, plastic.....	13
Elbow, male conical UNI-ISO 7/1, brass, nickel-plated.....	13
Elbow female.....	13
Tee connector.....	13
Tee, central male, conical UNI-ISO 7/1.....	14
Union nut.....	14
Hose connections with nut.....	14
Banjo bolt, single with 2 seals.....	14
Banjo bolt, double with 3 seals.....	14
Single banjo body.....	15
Double banjo body.....	15
Seal rings.....	15
Distribution manifold 3 times.....	15
Distribution manifold 8 times.....	16

Four-way distributor block.....	16
Flow manifold .....	16



DTS 1000112007 EN Version: E Status: RL (released | freigegeben | validé) printed: 02.09.2020



## 1. General technical data

Product properties	
Dimensions	Detailed information can be found in chapter "3. Ordering information" on page 4.
Performance data	
Maximum nominal pressure <sup>1.)</sup>	
Brass, nickel-plated	
Standard fittings	60 bar (except double nipple 3-pc and plug)
Double nipple 3-pc and plug	16 bar
Screw fittings	18 bar
Stainless steel	
Standard fittings	40 bar (except double nipple 3-pc)
Double nipple 3-pc	16 bar
Plastic	
Screw fittings	10 bar (except elbow, seal rings and distributor block)
Elbow, seal rings	18 bar
Distributor block	13 bar
Aluminium	
Seal rings	18 bar
Distribution and flow manifold	16 bar


1.) Pressure data: Overpressure to the atmospheric pressure

## 2. Dimensions

Detailed information can be found in chapter "3. Ordering information" on page 4.

## 3. Ordering information

### 3.1. Bürkert eShop – Easy ordering and quick delivery

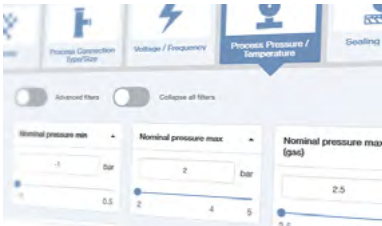


**Bürkert eShop – Easy ordering and fast delivery**

You want to find your desired Bürkert product or spare part quickly and order directly? Our online shop is available for you 24/7. Sign up and enjoy all the benefits.

[Order online now](#)

### 3.2. Bürkert product filter



**Bürkert product filter – Get quickly to the right product**

You want to select products comfortably based on your technical requirements? Use the Bürkert product filter and find suitable articles for your application quickly and easily.

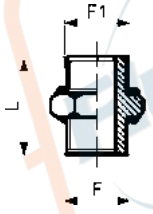
[Try out our product filter](#)

### 3.3. Ordering chart standard fittings

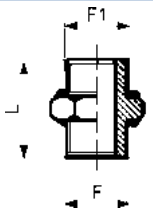
#### Overview standard fittings

- Double nipple
- Double nipple 3-pc
- Reducers
- Reducer sleeves
- Extension nipple
- Extensions
- Sleeves
- Elbow
- Plug
- Hose connectors
- Blanking nut
- Tee
- Cross

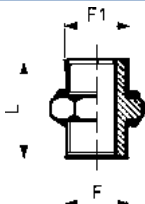
#### Double nipple cylindrical UNI-ISO 228/1, without O-ring, brass, nickel-plated

Dimensions	Material	Max. nominal pressure [bar]	F	F1	L	Packaging unit	Article no.
					[mm]	[pieces]	
	Brass, nickel-plated	60	M5	M5	11.5	10	782000
			M5	G 1/8	14.5	10	782001
			G 1/8	G 1/8	17.0	10	780123
			G 1/8	G 1/4	19.0	10	780124
			G 1/8	G 3/8	20.0	10	780125
			G 1/4	G 1/4	21.0	10	780126
			G 1/4	G 3/8	22.0	10	780127
			G 1/4	G 1/2	24.0	10	780128
			G 3/8	G 3/8	24.0	10	780129
			G 3/8	G 1/2	24.0	10	780130
			G 1/2	G 1/2	26.5	10	780131
			G 1/2	G 3/4	27.0	10	782002
G 3/4	G 3/4	28.0	10	782003			

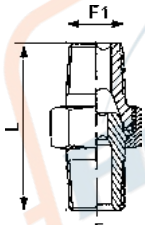
#### Double nipple cylindrical UNI-ISO 228/1, without O-ring, Stainless steel 1.4571

Dimensions	Material	Max. nominal pressure [bar]	F	F1	L	Packaging unit	Article no.
					[mm]	[pieces]	
	Stainless steel 1.4571	40	M5	M5	15.0	1	787843
			G 1/8	G 1/8	18.0	1	787844
			G 1/4	G 1/4	23.0	1	787845
			G 3/8	G 3/8	23.0	1	787846
			G 1/2	G 1/2	30.0	1	787847
			G 3/4	G 3/4	33.0	1	787848
			G 1	G 1	50.0	1	787849
			G 1 1/4	G 1 1/4	58.0	1	787850
			G 1 1/2	G 1 1/2	61.0	1	787851
			G 2	G 2	61.0	1	787852

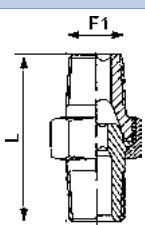
Double nipple, conical UNI-ISO 7/1

Dimensions	Material	Max. nominal pressure [bar]	F	F1	L [mm]	Packaging unit	Article no.
						[pieces]	
	Brass, nickel-plated	60	R 1/8	R 1/8	21.0	10	782006
			R 1/8	R 1/4	24.0	10	782007
			R 1/8	R 3/8	25.0	10	782008
			R 1/4	R 1/4	27.0	10	782009
			R 1/4	R 3/8	28.0	10	782010
			R 1/4	R 1/2	32.0	10	782011
			R 3/8	R 3/8	29.0	10	782012
			R 3/8	R 1/2	32.5	10	782013
			R 1/2	R 1/2	35.0	10	782014
			R 1/2	R 3/4	37.5	10	782015
R 3/4	R 3/4	40.5	10	782016			

Double nipple 3-pc, male, UNI-ISO 7/1, brass

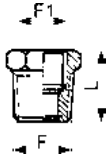
Dimensions	Material	Max. nominal pressure [bar]	F	F1	L [mm]	Packaging unit	Article no.
						[pieces]	
	Brass	16	R 1/8	R 1/8	27.0	10	782090
			R 1/4	R 1/4	34.0	10	782091
			R 3/8	R 3/8	36.0	10	782092
			R 1/2	R 1/2	44.0	1	782093
			R 3/4	R 3/4	52.0	1	782094
			R 1	R 1	65.0	1	782095
			R 1/8	R 1/4	30.0	10	782096
			R 1/4	R 3/8	35.0	10	782097

Double nipple 3-pc, male, UNI-ISO 7/1, stainless steel 1.4571


Dimensions	Material	Max. nominal pressure [bar]	F	F1	L [mm]	Packaging unit	Article no.
						[pieces]	
	Stainless steel 1.4571	16	R 1/8	R 1/8	27.0	1	787853
			R 1/4	R 1/4	35.0	1	787854
			R 3/8	R 3/8	36.0	1	787855
			R 1/2	R 1/2	44.0	1	787856
			R 3/4	R 3/4	75.0	1	787857
			R 1	R 1	90.0	1	787858
			R 1 1/2	R 1 1/2	110.0	1	787859
			R 2	R 2	120.0	1	787860

DTS 1000112007 EN Version: E Status: RL (released | freigegeben | valide) printed: 02.09.2020

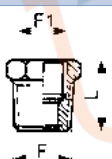
Reducer, cylindrical UNI-ISO 228/1, brass, nickel-plated

Dimensions	Material	Max. nominal pressure [bar]	F	F1	L [mm]	Packaging unit		Article no.
						[pieces]		
	Brass, nickel-plated	60	G 1/8	M5	10.5	10	781843	
			G 1/4	G 1/8	13.0	10	780136	
			G 3/8	G 1/8	14.0	10	780137	
			G 3/8	G 1/4	14.0	10	780138	
			G 1/2	G 1/4	15.5	10	780139	
			G 1/2	G 3/8	15.5	10	780140	

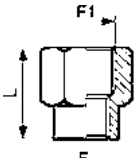
Reducer, cylindrical UNI-ISO 228/1, stainless steel 1.4571

Dimensions	Material	Max. nominal pressure [bar]	F	F1	L [mm]	Packaging unit		Article no.
						[pieces]		
	Stainless steel 1.4571	40	G 1/4	G 1/8	11.0	1	787861	
			G 3/8	G 1/4	14.0	1	787862	
			G 1/2	G 3/8	18.0	1	787863	
			G 3/4	G 1/2	24.0	1	787865	
			G 1	G 3/4	21.0	1	787866	

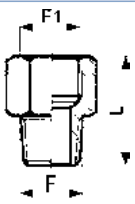
Reducer, conical UNI-ISO 228/1 - UNI-ISO 7/1

Dimensions	Material	Max. nominal pressure [bar]	F	F1	L [mm]	Packaging unit		Article no.
						[pieces]		
	Brass, nickel-plated	60	R 1/4	G 1/8	16.0	10	782017	
			R 3/8	G 1/8	17.0	10	782018	
			R 3/8	G 1/4	17.0	10	782019	
			R 1/2	G 1/4	20.0	10	782020	
			R 1/2	G 3/8	20.0	10	782021	
			R 3/4	G 1/2	23.0	10	782022	

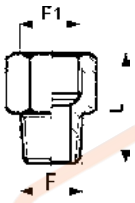
Reducer sleeve UNI-ISO 228/1

Dimensions	Material	Max. nominal pressure [bar]	F	F1	L [mm]	Packaging unit		Article no.
						[pieces]		
	Brass, nickel-plated	60	G 1/8	G 1/4	21.5	10	782038	
			G 1/4	G 3/8	25.5	10	782040	
			G 1/4	G 1/2	28.5	10	782041	
			G 3/8	G 1/2	29.5	10	782042	

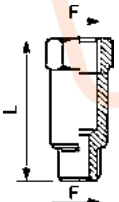
Extension nipple, conical UNI-ISO 228/1 - UNI-ISO 7/1

Dimensions	Material	Max. nominal pressure [bar]	F	F1	L	Packaging unit [pieces]	Article no.
					[mm]		
	Brass, nickel-plated	60	R 1/8	G 1/8	20.0	10	782023
			R 1/8	G 1/4	22.5	10	782024
			R 1/4	G 1/4	25.0	10	782025
			R 1/4	G 3/8	28.5	10	782026
			R 3/8	G 3/8	28.5	10	782027
			R 3/8	G 1/2	32.0	10	782028
			R 1/2	G 1/2	34.0	10	782029

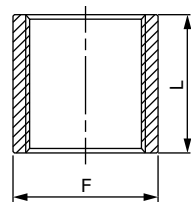
Extension nipple, cylindrical UNI-ISO 228/1, without O-ring

Dimensions	Material	Max. nominal pressure [bar]	F	F1	L	Packaging unit [pieces]	Article no.
					[mm]		
	Brass, nickel-plated	60	M5	G 1/8	17.0	10	782030
			G 1/8	G 1/8	18.5	10	782031
			G 1/8	G 1/4	21.5	10	782032
			G 1/4	G 1/4	22.5	10	782033
			G 1/4	G 3/8	26.0	10	782034
			G 3/8	G 3/8	26.5	10	782035
			G 3/8	G 1/2	29.5	10	782036
			G 1/2	G 1/2	29.5	1	782037

Extension UNI-ISO 228/1

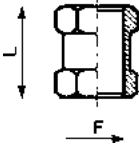
Dimensions	Material	Max. nominal pressure [bar]	F	L	Packaging unit [pieces]	Article no.
				[mm]		
	Brass, nickel-plated	60	G 1/8	22	10	782085
			G 1/8	42	10	782086
			G 1/8	51	10	782087
			G 1/4	35	10	782088
			G 1/4	51	10	782089

Sleeves UNI-ISO 7/1

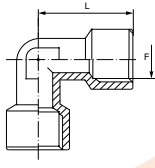
Dimensions	Material	Max. nominal pressure [bar]	F	L	Packaging unit [pieces]	Article no.
				[mm]		
	Stainless steel 1.4408	40	Rp 1/8	18.0	1	787868
			Rp 1/4	26.0	1	787869
			Rp 3/8	26.0	1	787870
			Rp 1/2	30.0	1	787871
			Rp 3/4	35.0	1	787872
			Rp 1	40.0	1	787873
			Rp 1 1/4	48.0	1	787874
			Rp 1 1/2	48.0	1	787875
			Rp 2	56.0	1	787876



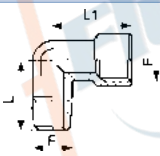
Sleeves UNI-ISO 228/1

Dimensions	Material	Max. nominal pressure [bar]	F	L	Packaging unit [pieces]	Article no.
				[mm]		
	Brass, nickel-plated	60	M5	11.0	10	782004 ☒
			G 1/8	15.0	10	780132 ☒
			G 1/4	22.0	10	780133 ☒
			G 3/8	24.0	10	780134 ☒
			G 1/2	30.0	10	780135 ☒

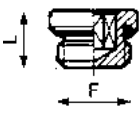
Elbow, female UNI-ISO 228/1

Dimensions	Material	Max. nominal pressure [bar]	F Internal thread	L	Packaging unit [pieces]	Article no.
				[mm]		
	Brass, nickel-plated	60	G 1/8	20.5	10	782047 ☒
			G 1/4	26.0	10	782048 ☒
			G 3/8	30.0	10	782049 ☒
			G 1/2	36.0	1	782050 ☒

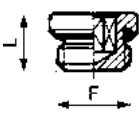
Elbow, male-female UNI-ISO 228/1

Dimensions	Material	Max. nominal pressure [bar]	F	L	L1	Packaging unit [pieces]	Article no.
				[mm]	[mm]		
	Brass, nickel-plated	60	M5	11.0	11.5	10	788365 ☒
			G 1/8	16.5	20.5	10	782051 ☒
			G 1/4	24.5	26.0	10	782052 ☒
			G 3/8	26.0	30.0	10	782053 ☒
			G 1/2	30.0	36.0	1	782054 ☒

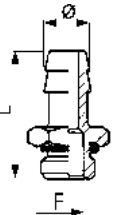
Plug without O-ring UNI-ISO 228/1

Dimensions	Material	Max. nominal pressure [bar]	F	L	Packaging unit [pieces]	Article no.
				[mm]		
	Stainless steel, 1.4571	40	G 1/2	15.0	1	787816 ☒
			G 3/4	11.0	1	787817 ☒
			G 1/8	11.0	1	787877 ☒
			G 1/4	13.0	1	787878 ☒
			G 3/8	14.0	1	787879 ☒
			G 1	22.0	1	787880 ☒

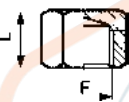
Plug with O-ring UNI-ISO 228/1

Dimensions	Material	Max. nominal pressure [bar]	F	L	Packaging unit [pieces]	Article no.
				[mm]		
	Brass, nickel-plated	16	M5	6.5	10	782005 ☒
			M7	8.5	10	787054 ☒
			G 1/8	8.5	10	780141 ☒
			G 1/4	11.0	10	780142 ☒
			G 3/8	12.5	10	780143 ☒
			G 1/2	14.5	10	780144 ☒

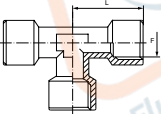
Hose connectors with O-ring UNI-ISO 228/1

Dimensions	Material	Max. nominal pressure [bar]	F	Diameter	L [mm]	Packaging unit [pieces]	Article no.
				[mm]			
	Brass, nickel-plated	60	G 1/8	7	31.0	10	782070
			G 1/4	7	33.0	10	782071
			G 1/8	8	31.0	10	782072
			G 1/8	9	31.0	10	782073
			G 1/4	9	33.0	10	782074
			G 3/8	9	34.0	10	782075
			G 1/4	12	33.0	10	782076
			G 3/8	12	34.0	10	782077
			G 1/2	12	36.0	10	782078
			G 3/8	17	34.0	10	782079
G 1/2	17	36.0	10	782080			

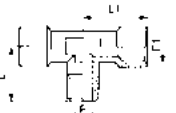
Blanking nuts UNI-ISO 228/1

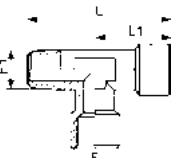
Dimensions	Material	Max. nominal pressure [bar]	F	L	Packaging unit [pieces]	Article no.
				[mm]		
	Brass, nickel-plated	60	G 1/8	13.0	10	782043
			G 1/4	15.0	10	782044
			G 3/8	17.5	10	782045
			G 1/2	20.0	10	782046

Tee, female UNI-ISO 228/1

Dimensions	Material	Max. nominal pressure [bar]	F	L	Packaging unit	Article no.
					[pieces]	
	Brass, nickel-plated	60	G 1/8	20.5	10	782055
			G 1/4	26.0	10	782056
			G 3/8	30.0	1	782057
			G 1/2	36.0	1	782058

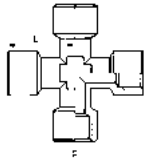



Tee, central and lateral male UNI-ISO 228/

Dimensions	Material	Max. nominal pressure [bar]	F	L	L1	Packaging unit [pieces]	Article no.
				[mm]	[mm]		
	Brass, nickel-plated	60	G 1/8	16.5	20.5	10	782059
			G 1/4	24.5	26.0	10	782060
			G 3/8	26.0	30.0	1	782061
			G 1/2	30.0	36.0	1	782062

Dimensions	Material	Max. nominal pressure [bar]	F	F1	L	L1	Packaging unit [pieces]	Article no.
					[mm]	[mm]		
	Brass, nickel-plated	60	G 1/8	G 1/8	37.0	20.5	10	782063
			G 1/4	G 1/4	50.5	26.0	10	782064
			G 3/8	G 3/8	56.0	30.0	1	782065
			G 1/2	G 1/2	66.0	36.0	1	782066

Visit product website ►

Cross female UNI-ISO 228/1







Dimensions	Material	Max. nominal pressure	F	L	Packaging unit	Article no.
		[bar]		[mm]	[pieces]	
	Brass, nickel-plated	60	G 1/8	20.5	10	782067 
			G 1/4	26.0	1	782068 
			G 3/8	28.0	1	782069 

3.4. Ordering chart screw fittings

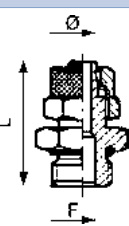
Overview screw fittings

- Screwed fittings
- Bulkhead fittings
- Pressure gauge fittings
- Elbow
- Tee connector
- Tee
- Union nut
- Hose connection
- Banjo bolt
- Banjo body
- Seal rings
- Distribution manifold
- Four-way distributor blocks
- Flow manifold


Straight screwed fittings

Material	Max. nominal pressure	F	Packaging unit	Article no.
	[bar]		[pieces]	
Plastic, PPS	10	G 1/4-28-1/8	1	787060 
		G 1/4-28-1/8	1	787061 
		G 1/4-28-1/8	1	787062 
		G 1/4-28-1/1	1	787063 
		G 1/4-28-1/1	1	787064 
		G 1/4-28-1/1	1	787065 


Straight screwed fittings with O-ring

Dimensions	Material	Max. nominal pressure [bar]	F	Diameter	L [mm]	Packaging unit [pieces]	Article no.
				[mm]			
	Brass, nickel-plated	18	M5	4/2	23.0	10	780145
			M5	6/4	23.0	10	780146
			G 1/8	6/4	25.0	10	780147
			G 1/4	6/4	27.0	10	780148
			G 1/8	8/6	25.0	10	780149
			G 1/4	8/6	27.0	10	780150
			G 3/8	8/6	29.0	10	780151
			G 1/4	10/8	29.0	10	780152
			G 3/8	10/8	31.0	10	780153
			G 1/2	10/8	33.0	10	780154
			G 3/8	12/10	33.0	10	780155
			G 1/2	12/10	35.0	1	780156

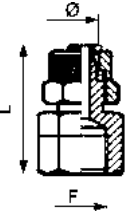
Bulkhead fittings, brass, nickel-plated

Dimensions	Material	Max. nominal pressure [bar]	Diameter	L (Ms) [mm]	Packaging unit [pieces]	Article no.
			[mm]			
	Brass, nickel-plated	18	6/4	47.0	10	780165
			8/6	48.0	10	780165
			10/8	49.0	10	780167
			12/10	53.0	10	780168

Bulkhead fittings, plastic

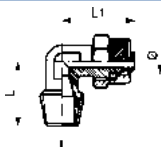



Dimensions	Material	Max. nominal pressure [bar]	Diameter	L (Ms) [mm]	Packaging unit [pieces]	Article no.
			[mm]			
	Plastic	10	6/4	50	10	782197
			8/6	51	10	782198

Pressure gauge fittings

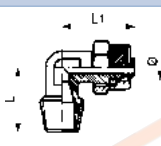











Dimensions	Material	Max. nominal pressure [bar]	Diameter	F	L [mm]	Packaging unit [pieces]	Article no.
			[mm]				
	Brass, nickel-plated	18	6/4	G 1/8	26.5	10	780157
			6/4	G 1/4	29.5	10	780158
			8/6	G 1/8	26.5	10	780159
			8/6	G 1/4	29.0	10	780160
			8/6	G 3/8	33.0	10	780161
			10/8	G 1/4	31.0	10	780162
			10/8	G 3/8	35.0	10	780163
			10/8	G 1/2	38.0	10	780164

DTS 1000112007 EN Version: E Status: RL (released | freigegeben | valide) printed: 02.09.2020

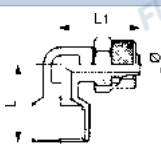


Elbow, male conical UNI-ISO 7/1, plastic

Dimensions	Material	Max. nominal pressure	Diameter	F	L	L1	Packaging unit	Article no.
		[bar]	[mm]		[mm]	[mm]	[pieces]	
	Plastic	18	6/4	R 1/8	16.0	23.0	10	782209 
			6/4	R 1/4	19.0	24.0	10	782211 
			8/6	R 1/4	20.0	25.0	10	782212 

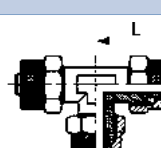




Elbow, male conical UNI-ISO 7/1, brass, nickel-plated

Dimensions	Material	Max. nominal pressure	Diameter	F	L (Ms)	L1 (Ms)	Packaging unit	Article no.
		[bar]	[mm]		[mm]	[mm]	[pieces]	
	Brass, nickel-plated	18	5/3	R 1/8	17.0	21.5	10	782163 
			6/4	R 1/8	17.0	22.0	10	782164 
			8/6	R 1/8	17.0	22.0	10	782165 
			6/4	R 1/4	20.0	22.0	10	782166 
			8/6	R 1/4	20.0	22.0	10	782167 
			10/8	R 1/4	21.0	25.0	10	782168 
			8/6	R 3/8	22.0	23.0	10	782169 
			10/8	R 3/8	22.0	25.0	10	782170 
			12/10	R 3/8	24.0	31.0	10	782171 
			10/8	R 1/2	26.0	28.5	10	782172 
			12/10	R 1/2	14.0	26.0	1	782173 

Elbow female

Dimensions	Material	Max. nominal pressure	Diameter	F	L	L1	Packaging unit	Article no.
		[bar]	[mm]		[mm]	[mm]	[pieces]	
	Brass, nickel-plated	18	6/4	G 1/8	21.0	22.0	10	782174 
			8/6	G 1/4	24.0	23.0	10	782175 

Tee connector

Dimensions	Material	Max. nominal pressure	Diameter	L	Packaging unit	Article no.
		[bar]	[mm]	[mm]	[pieces]	
	Brass, nickel-plated	18	6/4	22.0	10	780169 
			8/6	22.0	10	780170 
			10/8	25.0	10	780171 
			12/10	31.0	1	780172 

Tee, central male, conical UNI-ISO 7/1

Dimensions	Material	Max. nominal pressure [bar]	Diameter [mm]	F	L [mm]	L1 [mm]	Packaging unit	Article no.
							[pieces]	
	Brass, nickel-plated	18	5/3	R 1/8	17.0	21.5	10	782176
			6/4	R 1/8	17.0	22.0	10	782177
			6/4	R 1/4	20.0	22.0	10	782179
			8/6	R 1/8	17.0	22.0	10	782178
			8/6	R 1/4	20.0	22.0	10	782180
			8/6	R 3/8	22.0	23.0	10	782182
			10/8	R 1/4	21.0	25.0	10	782181
			10/8	R 3/8	22.0	25.0	10	782183
			10/8	R 1/2	26.0	28.5	1	782185
			12/10	R 1/2	24.0	31.0	1	782186
12/10	R 3/8	26.0	31.0	1	782184			

Union nut

Dimensions	Material	Max. nominal pressure [bar]	Diameter [mm]	F	L [mm]	Packaging unit	Article no.
						[pieces]	
	Brass, nickel-plated	18	4/2	M7 x 0.5	9.0	10	780173
			6/4-M5	M8 x 0.5	9.0	10	780174
			6/4	M10 x 1	11.0	10	780175
			8/6	M12 x 1	11.0	10	780176
			10/8	M14 x 1	12.0	10	780177
			12/10	M16 x 1	12.0	10	780178

Hose connections with nut

Dimensions	Material	Max. nominal pressure [bar]	Diameter [mm]	Packaging unit	Article no.
				[pieces]	
	Plastic, (POM)	10	6/4	10	782221
			8/6	10	782222

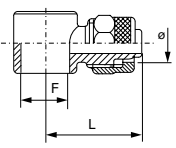
Banjo bolt, single with 2 seals

Dimensions	Material	Medium	F	L [mm]	Packaging unit	Article no.
					[pieces]	
	Brass, nickel-plated	Luft	M5	18.0	10	780053
			G 1/8	28.0	10	780054
			G 1/4	33.0	10	780055
			G 3/8	37.0	10	780056
			G 1/2	42.0	1	780057

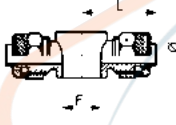
Banjo bolt, double with 3 seals

Dimensions	Material	Medium	F	L [mm]	Packaging unit	Article no.
					[pieces]	
	Brass, nickel-plated	Luft	G 1/8	44.5	10	780058
			G 1/4	51.5	10	780059
			G 3/8	58.5	10	780060
			G 1/2	67.5	1	780061


Single banjo body

Dimensions	Material	Max. nominal pressure	Diameter	F	L	Packaging unit	Article no.
		[bar]	[mm]		[mm]	[pieces]	
	Brass, nickel-plated	18	4/2	M5	20.5	10	780179
			6/4	M5	20.5	10	780180
			6/4	G 1/8	24.5	10	780181
			6/4	G 1/4	26.5	10	780182
			8/6	G 1/8	24.0	10	780183
			8/6	G 1/4	26.0	10	780184
			8/6	G 3/8	28.5	10	780185
			10/8	G 1/4	28.0	10	780186
			10/8	G 3/8	29.0	10	780187
			10/8	G 1/2	30.5	10	780188
			12/10	G 1/2	33.5	1	780189

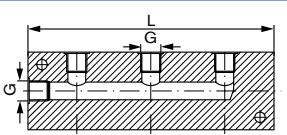
Double banjo body

Dimensions	Material	Max. nominal pressure	Diameter	F	L	Packaging unit	Article no.			
		[bar]	[mm]		[mm]	[pieces]				
	Brass, nickel-plated	18	6/4	G 1/8	24.5	10	780190			
			6/4	G 1/4	26.5	10	780191			
			8/6	G 1/8	25.0	10	780192			
			8/6	G 1/4	26.0	10	780193			
			8/6	G 3/8	28.5	10	780194			
			10/8	G 1/4	27.5	10	780195			
			10/8	G 3/8	29.0	10	780196			
			10/8	G 1/2	30.5	10	780197			
						12/10	G 1/2	33.5	10	780198

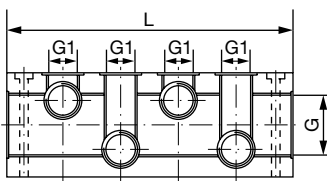
Seal rings

Dimensions	Material	Max. nominal pressure	Diameter	D	Packaging unit	Article no.
		[bar]	[mm]	[mm]	[pieces]	
	Aluminium	18	1/8	13.8	10	780200
			1/4	17.8	10	780201
			3/8	21.0	10	780202
			1/2	26.0	10	780203
	Plastic	18	M5	9.0	10	780199

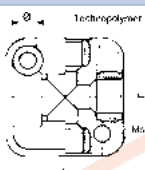
Distribution manifold 3 times

Dimensions	Material	Max. nominal pressure	G	L	Packaging unit	Article no.
		[bar]		[mm]	[pieces]	
	Aluminium	16	M5	40.0	1	787881
			G 1/8	56.0	1	787882
			G 1/4	89.0	1	787883
			G 3/8	85.0	1	787884
			G 1/2	105.0	1	787885

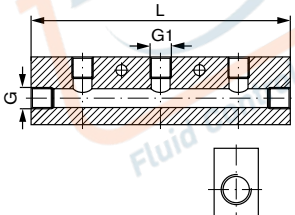
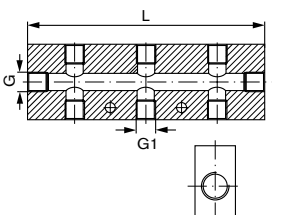
Distribution manifold 8 times

Dimensions	Material	Max. nominal pressure [bar]	G	G 1	L	Packaging unit [pieces]	Article no.
					[mm]		
	Aluminium	16	G ¼	M5	65.0	1	787886
			G ⅜	⅜	114.0	1	787887
			G ½	¼	144.0	1	787888
			G ¾	½	170.0	1	787889

Four-way distributor block

Dimensions	Material	Max. nominal pressure [bar]	F	Diameter	L [mm]	Packaging unit [pieces]	Article no.	
				[mm]				
	Body made of plastic Brass threaded inserts	13	G ⅜	4.5	31.0	1	782081	
				G ¼	5.5	40.0	1	782082
				G ⅜	5.5	50.0	1	782083
				G ½	5.5	50.0	1	782084

Flow manifold

Dimensions	Material	Max. nominal pressure [bar]	G	G 1	L	Packaging unit [pieces]	Article no.				
					[mm]						
	Aluminium	16	G ¼	2 times G ⅜	54.0	1	787890				
				3 times G ⅜	72.0	1	787891				
				4 times G ⅜	90.0	1	787892				
				5 times G ⅜	108.0	1	787893				
				G ⅜	2 times G ¼	68.0	1	787894			
				G ⅜	3 times G ¼	92.0	1	787895			
				G ⅜	4 times G ¼	116.0	1	787896			
				G ⅜	5 times G ¼	140.0	1	787897			
					Aluminium	16	G ¼	4 times G ⅜	54.0	1	787717
								6 times G ⅜	72.0	1	787718
8 times G ⅜	90.0	1	787719								
10 times G ⅜	108.0	1	787720								
G ⅜	4 times G ¼	68.0	1					787721			
G ⅜	6 times G ¼	92.0	1					787722			
G ⅜	8 times G ¼	116.0	1					787723			
G ⅜	10 times G ¼	140.0	1					787724			
G ½	6 times G ¼	116.0	1					787725			
G ½	8 times G ¼	152.0	1					787726			
G ½	10 times G ¼	188.0	1	787727							

DTS 1000112007 EN Version: E Status: RL (released | freigegeben | valide) printed: 02.09.2020