

# SENTRY Modular Externally Piloted Regulators

# PR11M Models Port Sizes: 1/8, 1/4 Tube Fittings



Model Shown: PR11M-1G

- ◆ Inline mounting.
- ◆ Diaphragm type design
- ◆ Threaded ports or quick-connect fittings for tubing up to 10 mm in diameter.
- ◆ Self-relieving; non-relieving optional.
- ◆ Pressure gauge.
- ◆ **NPTF** port threads; optional **BSPP** threads.

**Note:** Pilot (control) regulators (order separately).

- ◆ General purpose applications order R56M-2, R60-2, R67-2, R100-2, or R380-3
- ◆ Precision applications order IR100-2, R57M-2, IR380-3 or ER valve

## SPECIFICATIONS

**Ambient/Media Temperature:**

40° to 125°F (4° to 52°C).

**Body:** Acetal.

**Dome:** Aluminum.

**Fluid Media:** Compressed air.

**Inlet Pressure:** 150 psig (10 bar) maximum.

**Outlet Pressure:** Adjustable up to 125 psig (8.6 bar).

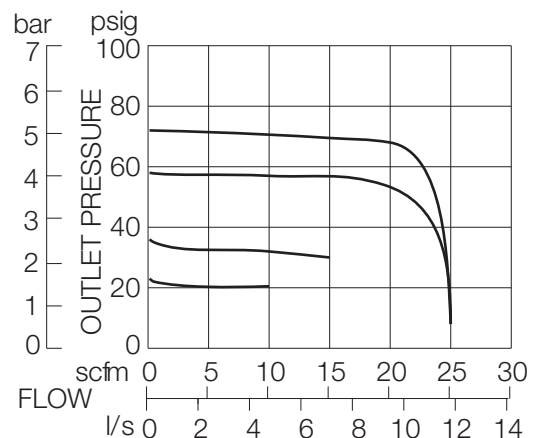
**Pressure Gauge:** 0 to 160 psig (11 bar); 1/8 NPT gauge ports front and rear.

**Panel Mounting:** 1-3/16 inch (30 mm) hole required.

**Seals:** Nitrile.

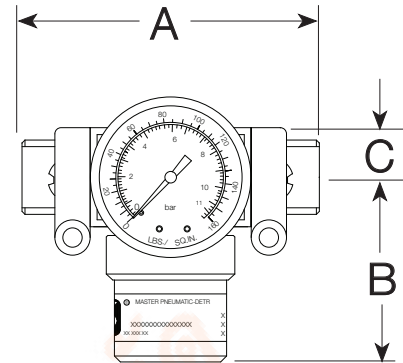
## FLOW CHART

Inlet Pressure: 91 psig (6.3 bar)



## DIMENSIONS inches (mm)

Ports	A	B	C	Depth †	Weight †
					lb (kg)
No Port	1.7 (43)	1.3 (49)	0.5 (13)	1.8 (45)	0.23 (0.11)
1/8	1.7 (43)	1.3 (49)	0.5 (13)	1.8 (45)	0.45 (0.20)
1/4	3.0 (76)	1.3 (49)	0.5 (13)	1.8 (45)	0.41 (0.19)
<b>Models below have quick-connect fittings for tubing.</b>					
1/4	3.4 (86)	1.3 (49)	0.5 (13)	1.8 (45)	0.33 (0.15)
3/8	3.9 (99)	1.3 (49)	0.5 (13)	1.8 (45)	0.47 (0.22)
4 mm	3.4 (86)	1.3 (49)	0.5 (13)	1.8 (45)	0.33 (0.15)
6 mm	3.4 (86)	1.3 (49)	0.5 (13)	1.8 (45)	0.33 (0.15)
8 mm	3.4 (86)	1.3 (49)	0.5 (13)	1.8 (45)	0.33 (0.15)
10 mm	3.9 (99)	1.3 (49)	0.5 (13)	1.8 (45)	0.45 (0.21)



† Less gauge.

## ORDERING INFORMATION

Change the letters in the sample model number below to specify the regulator you want.

**PR11M P - 2 X Y G W**

### REGULATOR TYPE

Diaphragm type .....R11M

### MOUNTING HOLE LOCATION

Bottom mount (Standard) ..... Leave Blank  
Top mount ..... P

### INLET PORT SIZE

No Inlet and Outlet ports.... Leave blank

#### Threaded:

1/8 NPTF ..... -1  
1/4 NPTF ..... -2

#### Fittings for Tubing:

1/4 ..... -04  
3/8 ..... -06  
4 mm ..... -M4  
6 mm ..... -M6  
8 mm ..... -M8  
10 mm ..... -M10

### OUTLET PORT SIZE

Same as inlet port ..... Leave Blank

#### Threaded:

1/8 NPTF ..... 1  
1/4 NPTF ..... 2

#### Fittings for Tubing:

1/4 ..... 04  
3/8 ..... 06  
4 mm ..... M4  
6 mm ..... M6  
8 mm ..... M8  
10 mm ..... M10

### PORT TYPE

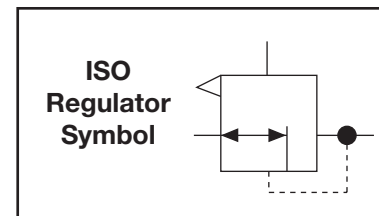
As specified in **INLET PORT**... Leave Blank  
BSPP threads on both ports ..... W

### OPTIONS (More than one option can be chosen. Add in alphabetical order)

Delete gauge ..... Leave Blank  
0-160 PSI Gauge ..... G

### OPTIONS (More than one option can be chosen. Add in alphabetical order)

None ..... Leave Blank  
Non-relieving ..... A



**ISO  
Regulator  
Symbol**

**MOUNTING BRACKETS**

See page 346.



บริษัท ฟลูเทค จำกัด  
FLU - TECH CO., TD

845/3-4 หมู่ 3 ถ.เทพารักษ์ ต.เทพารักษ์ อ.เมือง จ.สมุทรปราการ 102070

845/3-4 Thepharak RD., T. Thepharak, A. Muang, Samutprakan 10270 THAILAND

Tel. 0 2384 6060, Fax 0 2384 5701, Email : sales@flutech.co.th, www.flutech.co.th