

SERIES 350 Modular General Purpose Filters

F350 Models Port Sizes: 1/4, 3/8, 1/2



Model Shown: F5A350-4C1

Available Color Caps



- ◆ Modular or inline mounting.
- ◆ Designed to remove particulate material to 5 micron from the airstream to protect downstream equipment.
- ◆ Optional bronze 5- μ m-rated, 20- μ m-rated, and 40- μ m-rated. 5- μ m-rated Polyethylene filter elements are standard.
- ◆ Superior removal of free water up to 98% efficiency
- ◆ Removal of effluents via manual or automatic float drains.
- ◆ Inlet pressure rated at 250 psig (17 bar) with metal bowls up to 175° F (79° C).
- ◆ Color caps available for visual management systems. (Blue, red, yellow and grey). Consult factory for custom colors.
- ◆ Front mounted modular clamping design with encapsulated screws.
- ◆ Compatible with modular 380 series of products.
- ◆ NPTF port threads; optional BSPP threads.

SPECIFICATIONS

Ambient/Media Temperature:

Plastic Bowl, all drain types: 40° to 125°F (4° to 52°C).
Metal Bowl, manual drains: 40° to 175°F (4° to 79°C).
Metal Bowl, float drains: 40° to 150°F (4° to 66°C).

Body: Die-cast zinc.

Bowl: 5.1-Ounce (151-ml) capacity polycarbonate plastic with nylon shatterguard; optional 6.0 ounce (177-ml) aluminum bowl with clear nylon sight glass.

Bowl Drain: Internal float drain; by removing the adjustment knob, a 3/16" (5mm) flexible tube can be connected to drain effluents. Optional manual drain.

Cap Color: yellow, optional red, blue and grey.

Differential Pressure Gauge: Optional.

Filter Element: 5- μ m-rated polyethylene; optional 5- μ m-rated, 20- μ m-rated or 40- μ m-rated sintered bronze.

Fluid Media: Compressed air.

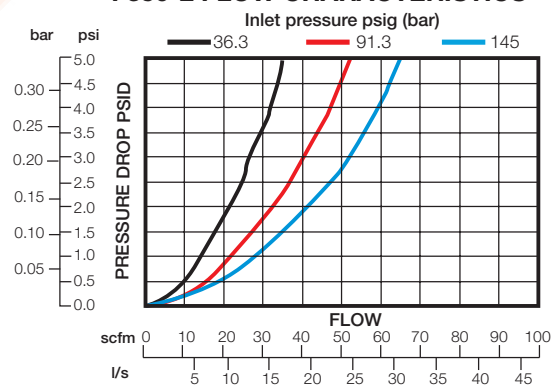
Inlet Pressure:

Plastic bowl & manual drain: 0-150 psig (0-10 bar).
Plastic bowl & Float drain: 30-150 psig (2-10 bar).
Metal bowl & manual drain: 0-250 psig (0-17 bar).
Metal bowl & Float drain: 30-200 psig (2-14 bar).

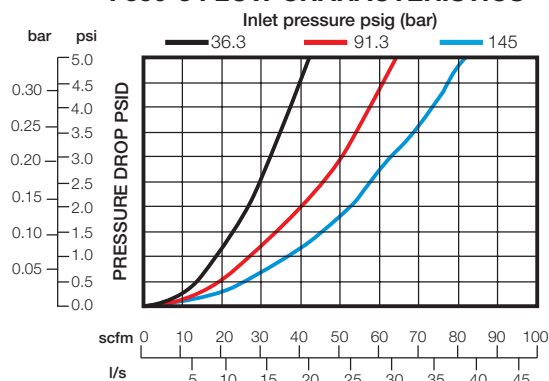
Seals: Nitrile.

FLOW CHARTS (5- μ m element)

F350-2 FLOW CHARACTERISTICS



F350-3 FLOW CHARACTERISTICS



บริษัท ฟลูเทค จำกัด
FLU - TECH CO., TD

845/3-4 หมู่ 3 ถ.เทพารักษ์ อ.เมือง จ.สมุทรปราการ 102070

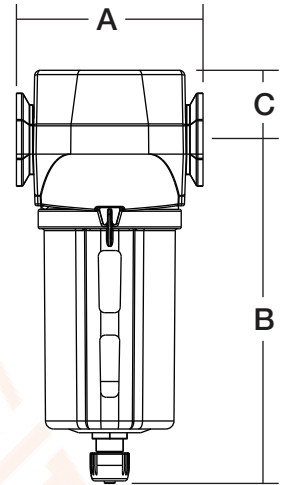
845/3-4 Thepharak RD., T. Thepharak, A. Muang, Samutprakan 10270 THAILAND

Tel. 0 2384 6060, Fax 0 2384 5701, Email : sales@flutech.co.th, www.flutech.co.th

DIMENSIONS inches (mm)

Bowl	A	B †	C	Depth	Weight lb (kg)
Plastic	3.0 (76.2)	5.54 (140.6)	1.12 (28.3)	2.51 (63.8)	1.29 (0.59)
Metal	3.5 (88.9)	6.42 (163.1)	1.12 (28.3)	2.76 (70.1)	1.41 (0.64)

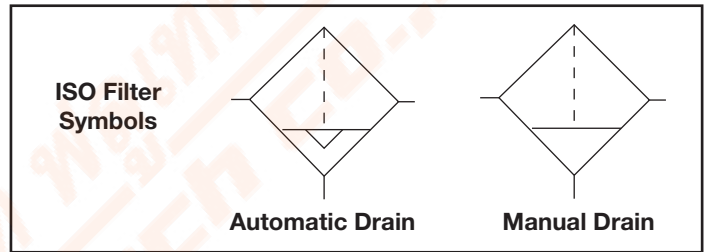
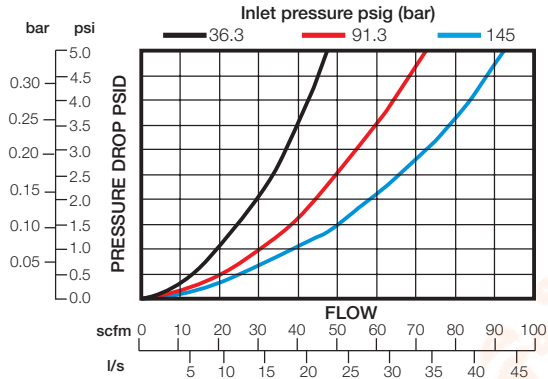
† Bowl removal clearance: add 3.1 (79).



REPLACEMENT FILTER ELEMENT KITS

Element Rating	Kit Number
5-µm Polyethylene (Std element)	A60F-03PE5
40-µm Bronze	A60F-03E3
5-µm Bronze	A60F-03E5
20-µm Bronze	A60F-03E4

F350-4 FLOW CHARACTERISTICS



ORDERING INFORMATION

Change the letters in the sample model number below to specify the filter you want.

BF 350 S - 3 E5 W

BOWL AND DRAIN TYPE

(Metal bowls contain a sight glass)

- Plastic bowl, manual drain F
- Metal bowl, manual drain BF
- Plastic bowl, internal float drain (plastic stem) ... F5A
- Metal bowl, internal float drain (brass stem) BF6A

DIFFERENTIAL PRESSURE GAUGE

- No gauge (no gauge ports) 350
- Differential pressure gauge 350S

PORT SIZE

- 1/4 NPTF 2
- 3/8 NPTF 3
- 1/2 NPTF 4

PORT TYPE

- NPTF threads Leave blank
- BSPP threads W

OPTIONS (More than one option can be chosen.
Add in alphabetical order.)

Cap color:

- Yellow (standard) C1
- Red C2
- Mid blue C3
- Grey Leave Blank

Polyethylene filter element:

- 5-µm rating Leave Blank

Bronze filter element:

- 5-µm rating E5
- 20-µm rating E4
- 40-µm rating E3

